

## VOLT PLUS TECH XG01

# User Manual

Wireless V5.3 Bluetooth Earbuds - Model: XG01

Brand: VOLT PLUS TECH

### INTRODUCTION

---

Thank you for choosing the VOLT PLUS TECH Wireless V5.3 Bluetooth Earbuds, Model XG01. These earbuds are designed to provide a high-quality audio experience with advanced features such as Bluetooth V5.3 technology, noise cancellation, and intuitive touch controls. This manual will guide you through the setup, operation, and maintenance of your new earbuds.

### WHAT'S IN THE BOX

---

Upon opening your package, please ensure all the following components are present:

- (2) Earbuds (Left and Right)
- (1) Charging Cable (USB-C)
- (3) Ear Adapters (Small, Medium, Large)
- (1) Power Bank Charging Case
- (1) User Manual (this document)



Image: The two earbuds and the open charging case, showing the charging contacts inside.

## SETUP AND FIRST USE

---

### 1. Charging the Earbuds and Case

Before first use, fully charge the earbuds and the charging case. Connect the provided USB-C cable to the charging case and a compatible USB power source. The indicator lights on the case will show the charging status. A full charge takes

approximately 1 hour for the case and earbuds.



Image: The charging case with an overlay indicating "Up to 24 Hrs Total Playback".

# Super Fast

## 300 mAh Charging Case



Image: The VOLT PLUS TECH charging case and earbuds, highlighting the "Super Fast 300 mAh Charging Case".

## 2. Pairing with Your Device

1. Remove both earbuds from the charging case. They will automatically power on. A blue light will indicate this.
2. Wait for the voice prompt "Pairing, Left Channel, Right Channel." This confirms they are synced with each other.
3. On your device (smartphone, tablet, laptop), go to the Bluetooth settings.
4. Search for new devices and select the earbuds from the list. The model name might appear as "XG01" or similar.
5. Once connected, both earbuds will flash blue approximately every 8 seconds, indicating a successful connection.



Image: A collage showing various features including auto pairing with Bluetooth v5.3, smooth touch control, ergonomic lightweight design, and Super Bass Sound Effect.

# COMPATIBLE TO

IPHONE 11, 11 PRO, 11 PRO MAX XS MAX, XS, XR, 8/8 PLUS,  
SAMSUNG GALAXY NOTE 9, NOTE 8, GALAXY S10/S10 PLUS/ S10E, LG V30S THIN Q, LG V30,  
GOOGLE PIXEL 2, PIXEL 2 XL, IPODS, IPADS, TABLETS AND OTHER WIRELESS ENABLED DEVICES



Image: An illustration showing the earbuds' compatibility with various devices including iPhones, Samsung Galaxy phones, LG phones, Google Pixel phones, iPods, and tablets.

## OPERATING INSTRUCTIONS

---

The earbuds feature multi-functional touch/tap buttons on both earbuds for easy control.

### Music Playback

- **Play/Pause:** Single tap on either earbud.
- **Next Track:** Double tap on the right earbud.
- **Previous Track:** Double tap on the left earbud.

### Call Management

- **Answer/End Call:** Single tap on either earbud during an incoming call or active call.



- **Reject Call:** Press and hold either earbud for 2 seconds during an incoming call.

## Voice Assistant

- **Activate Voice Assistant (Siri, Google Assistant, Alexa):** Triple tap on either earbud.



Image: A collage showing individuals using the earbuds in various settings, including a coffee shop, while cycling, and while driving, emphasizing hands-free communication.

# Supports one of the Largest and Widest Variety of Apps, Devices, multiple functions and applications



Image: An illustration demonstrating the earbuds' compatibility with a wide variety of apps and devices, including popular social media and music streaming platforms.

## MAINTENANCE AND CARE

---

Proper care will extend the lifespan of your earbuds:

- **Cleaning:** Use a soft, dry, lint-free cloth to clean the earbuds and charging case. Do not use harsh chemicals or abrasive materials.
- **Water Resistance:** The earbuds are IPX6 water resistant, meaning they can withstand powerful water jets. However, they are not designed for submersion. Avoid exposing them to excessive moisture or liquids.
- **Storage:** When not in use, store the earbuds in their charging case to protect them and keep them charged.
- **Temperature:** Avoid exposing the earbuds to extreme temperatures (hot or cold) or direct sunlight for prolonged periods.

## TROUBLESHOOTING



If you encounter any issues, please refer to the following common solutions:

Problem	Possible Solution
Earbuds not pairing with device.	Ensure earbuds are fully charged. Make sure Bluetooth is enabled on your device. Forget the device from your Bluetooth list and try pairing again. Restart your device and the earbuds.
Only one earbud is working.	Place both earbuds back into the charging case, close the lid, wait a few seconds, then remove them to re-sync. Ensure both earbuds are charged.
No sound or low volume.	Adjust the volume on both your device and the earbuds. Ensure the earbuds are properly connected to your device. Check if the earbud tips are correctly seated in your ears.
Charging case not charging.	Check the USB-C cable and power adapter for damage. Try a different USB port or power source.

## SPECIFICATIONS

Detailed technical specifications for your VOLT PLUS TECH Wireless V5.3 Bluetooth Earbuds:

Feature	Detail
Model Name	XG01
Bluetooth Version	5.3
Bluetooth Range	33 Feet (approx. 10 meters)
Battery Life (Earbuds)	Up to 10+ hours music, 8 hours talk time
Total Playback Time (with case)	Up to 24 Hours
Charging Case Battery Capacity	300 mAh
Charging Time	1 Hour (earbuds and case)
Water Resistance Level	IPX6
Noise Control	Active Noise Cancellation
Control Method	Touch
Audio Latency	6 Milliseconds
Item Weight (Total)	4 Ounces (approx. 113 grams)
Carrying Case Dimensions	2.7 x 0.8 x 1.3 inches (L x W x H)
Compatible Devices	Samsung Galaxy M13 5G, Windows, iOS, Mac, Android devices with Bluetooth 4.0+



Image: A visual representation of the dimensions of the earbuds and the charging case, shown next to a smartphone for scale.



**ULTRA-SMALL AND LIGHTWEIGHT  
EARBUDS WITH HIGH QUALITY SOUNDS**




Image: An earbud shown in a human ear, with text emphasizing its ultra-small and lightweight design and high-quality sound.



## **WARRANTY AND SUPPORT**

---

For warranty information and customer support, please refer to the contact details provided with your purchase or visit the official VOLT PLUS TECH website. Keep your proof of purchase for warranty claims.

© 2024 VOLT PLUS TECH. All rights reserved.

**Related Documents - XG01**

	<p><a href="#">JLab JBuds Air Executive Wireless Earbuds User Manual</a></p> <p>Comprehensive guide for JLab JBuds Air Executive wireless earbuds, covering initial setup, Bluetooth pairing, controls, equalizer modes, charging, fit, troubleshooting, and care instructions.</p>
	<p><a href="#">AUKEY EP-B52 Foldable On-Ear Wireless Headphones User Manual</a></p> <p>User manual for AUKEY EP-B52 Foldable On-Ear Wireless Headphones. Learn about setup, pairing, controls, specifications, troubleshooting, and care instructions.</p>
	<p><a href="#">APEX TECH LIMITED M13 Wireless Lavalier Microphone User Manual</a></p> <p>User manual for the APEX TECH LIMITED M13 wireless lavalier microphone, detailing its features, setup, usage, and FCC compliance. Includes product introduction, ID diagram, how-to-use instructions, UI functions, and packing list.</p>
	<p><a href="#">JLab JBuds Air Icon Wireless Earbuds: User Guide and Setup</a></p> <p>Comprehensive guide for JLab JBuds Air Icon wireless earbuds, covering initial setup, Bluetooth pairing, button functions, EQ modes, charging, fitment, and troubleshooting. Learn how to get the most out of your audio experience.</p>
	<p><a href="#">Tranya F1 True Wireless Earbuds User Manual - Setup, Charging, and Controls</a></p> <p>Comprehensive user manual for Tranya F1 True Wireless Earbuds. Learn how to connect, charge, use button controls, reset, and troubleshoot common issues. Includes package contents and manufacturer information.</p>
	<p><a href="#">True Wireless Stereo Headphones IE19 User Manual</a></p> <p>User manual for the True Wireless Stereo IE19 Bluetooth In-Ear Headphones with charging and storage case. Includes features, specifications, and operating instructions in multiple languages.</p>