

King Lucky i21

King Lucky i21 Open Ear Clip On Earbuds User Manual

Model: i21 | Brand: King Lucky

INTRODUCTION

This manual provides comprehensive instructions for the King Lucky i21 Open Ear Clip On Earbuds. Please read this manual carefully before using the product to ensure proper operation and to maximize your listening experience. These earbuds feature an open-ear clip-on design for comfort, advanced Bluetooth 5.3 technology for stable connections, and IPX4 waterproofing for durability.

WHAT'S IN THE BOX

- Open Ear Earbuds x 2
- Charging Case x 1
- User Manual x 1
- Type-C Charging Cable x 1



Image: All components included in the King Lucky i21 Open Ear Clip On Earbuds package.

SETUP

1. Charging the Earbuds and Case

Before first use, fully charge the earbuds and the charging case. Connect the provided Type-C charging cable to the charging port on the case and a power source. The indicator lights on the case will show the charging status. A full charge takes approximately 1.5 hours.



Image: King Lucky i21 earbuds in their charging case, ready for charging.

2. Bluetooth Pairing

1. Open the charging case. The earbuds will automatically enter pairing mode.
2. On your device (smartphone, tablet, etc.), enable Bluetooth.
3. Search for "i21" in the list of available Bluetooth devices.
4. Select "i21" to connect. Once connected, you will hear an audible confirmation.

The King Lucky i21 earbuds utilize advanced Bluetooth 5.3 technology, ensuring a stable connection, low latency, and efficient energy use for a seamless audio experience.

Wide compatibility

Multi-device compatibility,
suitable for various Bluetooth devices



Image: Bluetooth pairing interface on a smartphone, showing the i21 earbuds ready to connect.

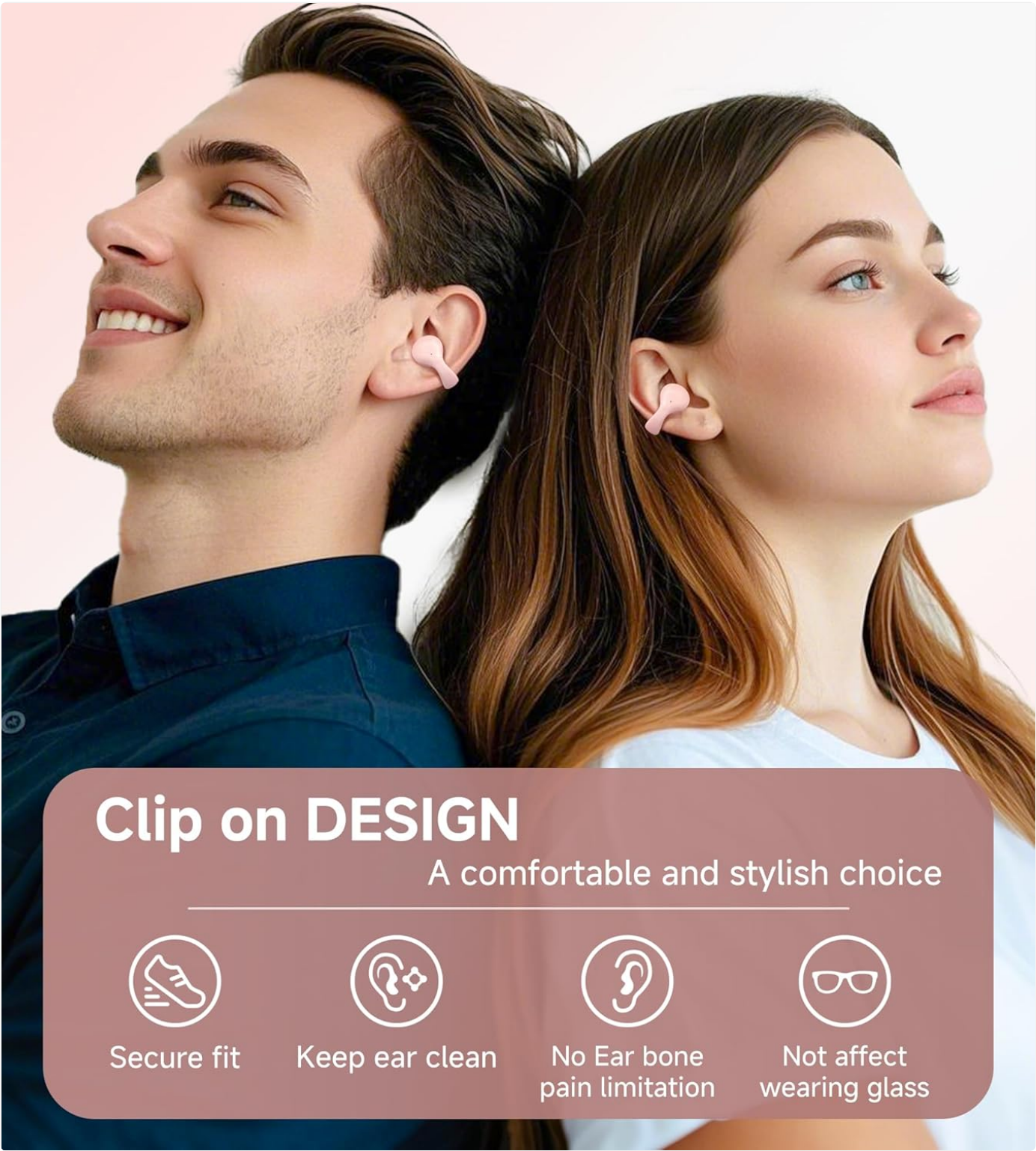
OPERATING THE EARBUDS

The King Lucky i21 earbuds feature intuitive touch controls for easy management of calls and music playback.

Earbud Touch Controls


Action	Function	Earbud (L/R)
Tap x 2	Answer Call / Play/Pause Music	L/R
Tap x 3	Previous Track (L) / Next Track (R)	L/R

Action	Function	Earbud (L/R)
Long Press 2"	Voice Assistant / Reject Call	L/R
Long Press 3"	Clear Pairing (Charging case button)	N/A




Clip on DESIGN


A comfortable and stylish choice




Secure fit



Keep ear clean



No Ear bone pain limitation



Not affect wearing glass

Image: Detailed guide to the touch controls on the earbuds.

Wearing the Earbuds

The open-ear clip-on design ensures a secure and comfortable fit, making them ideal for various activities including running, sports, and for users who wear glasses. The lightweight construction (4.7g per earbud) allows for all-day wear without discomfort.

Earring-style design

Light Comfortable Stylish Painless




Image: Example of wearing the King Lucky i21 earbuds.

MAINTENANCE

Cleaning

Regularly clean your earbuds and charging case with a soft, dry, lint-free cloth. Avoid using abrasive materials or harsh chemicals. Ensure no moisture enters the charging port or speaker grilles.

Water Resistance (IPX4)

The King Lucky i21 earbuds are IPX4 water-resistant, meaning they are protected against splashing water from any direction. This makes them suitable for workouts and light rain. However, they are not designed for submersion in water or exposure to pressurized water jets.

Open-Ear Freedom!

Hear tunes & surroundings, zero plugging. Directional tech stops leaks. Make the world your concert!



Water-resistant and sweat-proof

skin-friendly material

Image: Demonstrating the IPX4 water resistance of the earbuds.

TROUBLESHOOTING

No Sound or Disconnection

- Ensure earbuds are charged.
- Check if Bluetooth is enabled on your device and the earbuds are connected.
- Try resetting the earbud connection by long-pressing the charging case button for 3 seconds.
- Move closer to your device to avoid interference.

Poor Sound Quality

- Ensure the earbuds are clean and free from debris.
- Check the audio source quality.
- Adjust the volume on both your device and the earbuds.
- The 13mm dynamic drivers are designed for clear audio; ensure they are positioned correctly on your ear.

Earbuds Not Charging

- Verify the charging cable is securely connected to both the case and the power source.
- Ensure the charging contacts on the earbuds and inside the case are clean.
- Try a different charging cable or power adapter.

SPECIFICATIONS

Feature	Detail
Model Name	i21
Brand	King Lucky
Connectivity Technology	Wireless (Bluetooth 5.3)
Noise Control	Active Noise Cancellation
Water Resistance Level	IPX4 Water Resistant
Battery Life (Single Earbud)	6 Hours
Battery Life (With Charging Case)	45 Hours
Standby Time	90 Days
Charging Time	1.5 Hours
Item Weight	0.08 Kilograms (2.89 ounces)
Earpiece Shape	Clip-on
Audio Driver Type	Bone Conduction Driver
Frequency Range	20Hz - 20,000Hz
Impedance	16 Ohm
Control Type	Touch Control
Material	Metal, Plastic

WARRANTY AND SUPPORT

King Lucky offers a 100-Day Return Guarantee for this product. For any support inquiries, troubleshooting assistance, or warranty claims, please refer to the contact information provided in the included User Manual or visit the official King Lucky store on Amazon.

Official King Lucky Store: [Visit Store](#)

OFFICIAL PRODUCT VIDEO

Your browser does not support the video tag.

Video: An official overview of the King Lucky i21 Open Ear Clip Earbuds, highlighting key features and design.

© 2024 King Lucky. All rights reserved.

Documents - King Lucky – i21

no relevant documents