

[Manuals.plus](#) /

> [SIBRILLE](#) /

> SIBRILLE MF30012 36W LED Floor Lamp User Manual

SIBRILLE MF30012

SIBRILLE MF30012 36W LED Floor Lamp User Manual

Model: MF30012 | Brand: SIBRILLE

INTRODUCTION

This manual provides essential information for the safe and efficient operation of your SIBRILLE MF30012 36W LED Floor Lamp. Please read all instructions carefully before assembly and use, and retain this manual for future reference.

SAFETY INSTRUCTIONS

- Ensure the power supply voltage matches the lamp's requirements (110 Volts AC).
- Do not disassemble or modify the lamp.
- Keep the lamp away from water and moisture. This product is not waterproof.
- Place the lamp on a stable, flat surface to prevent tipping. The lamp features a stable 7.7 lbs base.
- Keep out of reach of children and pets.
- Unplug the lamp from the power outlet before cleaning or maintenance.
- Do not operate the lamp if the cord or plug is damaged.

PACKAGE CONTENTS

Verify that all components are present in the package:

- Floor Lamp (Integrated LED)
- Remote Control
- User Manual (This document)



Image: The SIBRILLE MF30012 36W LED Floor Lamp, showing its sleek white design and the included remote control.

SETUP AND ASSEMBLY

The SIBRILLE MF30012 LED Floor Lamp is designed for effortless assembly. Follow these steps to set up your lamp:

1. **Screw the lamp head to the pole:** Carefully attach the lamp head to the top section of the pole by screwing it clockwise.
2. **Screw the remaining parts of the pole:** Connect the subsequent pole sections by screwing them together clockwise, ensuring each connection is secure.
3. **Screw the base:** Attach the assembled pole to the heavy base by screwing it clockwise until it is firm and stable.
4. **Connect the power adapter:** Plug the power adapter into the lamp's power port, then plug the adapter into a standard 110V AC wall outlet.

Tip: Please assemble the lamp upright. Installing horizontally may cause misalignment and damage to the threads.



Image: Visual guide illustrating the four simple steps to assemble the floor lamp, from attaching the head to connecting the power.

The lamp features a stable 7.7 lbs base with a 10-inch diameter, preventing accidental tipping. The overall height of the lamp is 69 inches.



Image: Close-up of the lamp's sturdy 10-inch diameter base, highlighting its stability.

OPERATING INSTRUCTIONS

Your SIBRILLE LED Floor Lamp offers versatile lighting options and convenient control methods.

Control Methods

The lamp can be controlled using either the integrated touch panel on the lamp pole or the included magnetic remote control.




Image: The floor lamp in a living room setting, with icons indicating remote control (up to 33ft/15m range) and touch control options.

Remote Control

The remote control allows for comprehensive adjustment of the lamp's settings. It can be magnetically attached to the lamp pole or any metal surface for easy access.



Image: A close-up showing the remote control magnetically attaching to the lamp pole.

Touch Control

A touch panel is integrated into the lamp pole for direct control of power, brightness, and color temperature.

Brightness and Color Temperature Adjustment

The lamp features stepless dimming from 5% to 100% brightness and adjustable color temperatures from 3000K (warm white) to 6000K (cool white). Long press the touch control or use the remote to adjust these settings.



Image: Four different lighting scenarios demonstrating the adjustable color temperature from 3000K warm to 6000K cool white, and brightness from 10% to 100%.

350° Rotating Head

The lamp head can rotate 350 degrees, allowing you to direct light precisely where needed. This versatility enables use as an uplighter (torchiere) or as a direct reading light.

Direct Anywhere



Image: Diagrams illustrating the 350-degree rotation capability of the lamp head, showing how it can be angled for various lighting needs.

Image: A close-up of the lamp head showing the rotational movement with arrows.

Preset Modes and Timer

The remote control includes buttons for various preset lighting modes (e.g., Relax, Baby Feeding, Reading, Working, Night Light) and a 1-hour timer function.



Image: A child in an astronaut helmet and another sleeping, illustrating the 1-hour timer function for the lamp.

Memory Function

The lamp remembers your last brightness and color temperature settings when turned off and on again.




Image: A couple reading in bed with the lamp providing warm light, demonstrating the memory function that recalls the last setting.

Eye-Caring Illumination

The lamp provides soft and comfortable light, designed to reduce eye fatigue during extended use.




Image: A family reading together under the soft, comfortable light of the SIBRILLE LED Floor Lamp,

illustrating its eye-caring properties.

Official Product Video

Your browser does not support the video tag.

Video: An official product video from SIBRILLE LAMP US showcasing the 36W White Super Bright Torchiere LED Floor Lamp, demonstrating its features and lighting capabilities.

MAINTENANCE

- **Cleaning:** Wipe the lamp with a soft, dry cloth. Do not use abrasive cleaners or solvents.
- **Bulb Replacement:** The LED light source is integrated and not user-replaceable.
- **Storage:** If storing the lamp for an extended period, unplug it and store it in a cool, dry place.

TROUBLESHOOTING

Problem	Possible Cause	Solution
Lamp does not turn on.	Not plugged in; power outlet not working; remote control battery low.	Ensure the lamp is securely plugged into a working outlet. Check remote control batteries.
Light flickers or is dim.	Loose connection; power fluctuation.	Check all connections. Try plugging into a different outlet.
Remote control not responding.	Remote control battery low; obstruction between remote and lamp.	Replace remote control batteries. Ensure a clear line of sight to the lamp.
Light color or brightness changes unexpectedly.	Interference; remote control signal.	Ensure no other devices are interfering with the remote signal. Reset the lamp by unplugging and replugging.

SPECIFICATIONS

- **Model Name:** MF30012
- **Brand:** SIBRILLE
- **Wattage:** 36 watts
- **Light Source Type:** LED (Integrated)
- **Brightness:** 2600 Lumens (Maximum)
- **Color Temperature:** 3000K - 6000K (Steplessly Dimmable)
- **Control Method:** Remote and Touch Control
- **Rotating Head:** 350°
- **Power Source:** Corded Electric
- **Voltage:** 110 Volts (AC)
- **Material:** Metal, Plastic
- **Finish Type:** Coated
- **Product Dimensions:** 69 inches (Height)

- **Item Weight:** 9.64 pounds
- **Base Diameter:** 10 Inches
- **Indoor/Outdoor Usage:** Indoor
- **Special Features:** 36W Super Bright, Adjustable Color Temperature and Brightness, All-around Rotating Lamp Head, Remote & Touch Control, Stepless Dimming

SUPPORT

For any problems, suggestions, or assistance with your SIBRILLE MF30012 LED Floor Lamp, please contact SIBRILLE customer support via the Amazon message box. We are committed to resolving your concerns and ensuring your satisfaction.