

URAO KT1016

URAO Kids Tablet KT1016 Instruction Manual

Model: KT1016 | Brand: URAO

1. INTRODUCTION

Welcome to the URAO Kids Tablet KT1016 user manual. This 10-inch Android 15 tablet is designed for children aged 6-12, featuring an Octa-Core processor for enhanced performance, 64GB of internal storage expandable up to 1TB, and robust parental controls. This manual provides essential information for setting up, operating, maintaining, and troubleshooting your device to ensure a safe and enjoyable experience for your child.

2. SETUP

2.1 Initial Charging

Before first use, fully charge the tablet for approximately 2 hours. The tablet can be fully charged in 1.5 hours using fast charging technology. Use the provided USB Type-C cable and power adapter.

2.2 Powering On and Off

- To power on: Press and hold the Power button until the screen turns on.
- To power off: Press and hold the Power button, then select 'Power off' from the options.

2.3 First-Time Setup

Upon powering on for the first time, follow the on-screen instructions to select your preferred language, connect to a Wi-Fi network, and set up your Google account. This process typically takes 1-3 minutes.

URAO HD kids tablet

Ages 6-12 | 40% faster processor
64 GB storage | Battery standby for up to 3 days




WiFi



Kids Mode



Camera



Eye Protection



Google play



Parental Control

Image: The URAO Kids Tablet in its protective case, displaying a vibrant image on its screen.

3. OPERATING INSTRUCTIONS

3.1 Navigating the Android 15 Interface

The tablet runs on Android 15.0, offering a user-friendly interface. Swipe up from the bottom of the screen to access the app drawer, and swipe down from the top for quick settings and notifications.

3.2 App Management

- **Downloading Apps:** Access the Google Play Store to download a wide variety of educational and entertainment applications.
- **Organizing Apps:** Drag and drop app icons to rearrange them on the home screen or create folders.

3.3 Camera Usage

The tablet features dual cameras (8MP Rear Camera, 5MP Front Camera) for capturing photos and videos. Open the Camera app to switch between front and rear cameras, adjust settings, and record moments.

HD DISPLAY 360 EYE PROTECTION

1280x800 IPS touch screen display to present vivid colors for a more true-to-life viewing experience at all angles

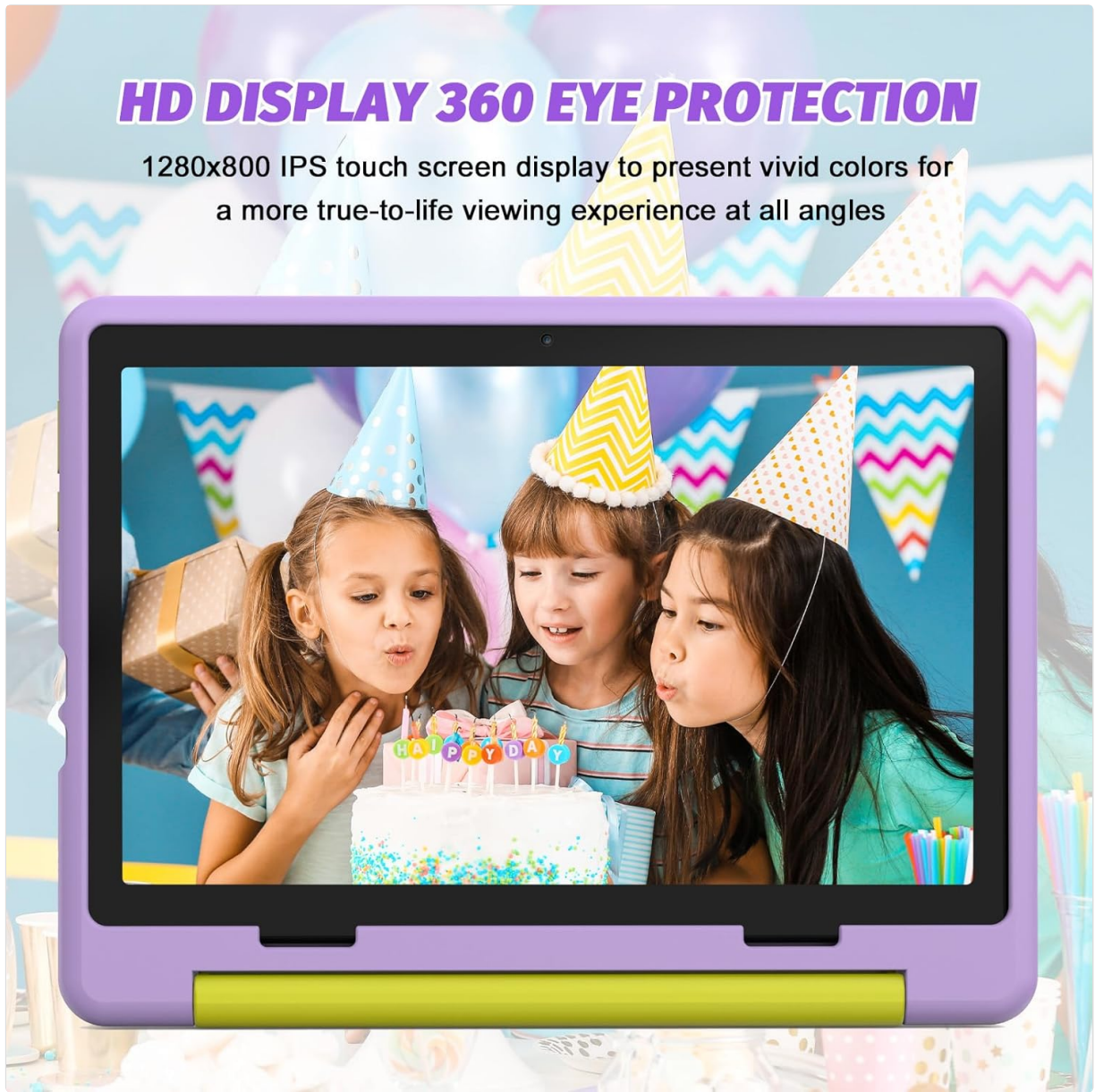


Image: Children enjoying content on the URAO Kids Tablet, highlighting its vibrant display.

3.4 Storage Expansion

The tablet comes with 64GB of internal storage. You can expand this up to 1TB using a Micro SD card (not included) inserted into the dedicated Micro SD card slot. This allows for ample space for apps, games, photos, and videos.

4. PARENTAL CONTROLS

The URAO Kids Tablet includes advanced parental control features to ensure a safe digital environment for children. These controls allow parents to manage content and screen time effectively.

- **Personalized Profiles:** Create and customize individual profiles for each child, tailoring their access and experience.
- **Screen Time Management:** Set daily limits for tablet usage to promote healthy habits.
- **Content Filtering:** Control which applications and websites your child can access, ensuring they only view age-appropriate content.
- **Activity Monitoring:** Monitor your child's tablet activity to stay informed about their digital interactions.

Kid-Friendly & kid-Safe



Set screen time



Monitor activity



Content Filter



App access control



Image: Visual representation of the tablet's parental control features, emphasizing safety.

5. EYE PROTECTION FEATURES

The 10-inch IPS HD touch screen (1280 x 800 resolution, 323 PPI) is designed with your child's eye health in mind.

- **Low Blue Light Technology:** Reduces harmful blue light emissions to minimize eye strain during prolonged use.
- **Professional Reading Mode:** Activate this mode with a single click to further reduce screen flicker and irritating blue light, providing a more comfortable reading experience.

6. BATTERY AND CHARGING

The URAO Kids Tablet is equipped with a large-capacity lithium polymer battery and a low-power CPU for extended usage.

- **Usage Time:** Enjoy at least 6 hours of continuous use for activities like reading, watching videos, or playing games.
- **Standby Time:** The tablet offers a standby time of up to 3 days.

- **Fast Charging:** The tablet supports fast charging, allowing it to reach full charge in approximately 1.5 hours via the USB Type-C port.

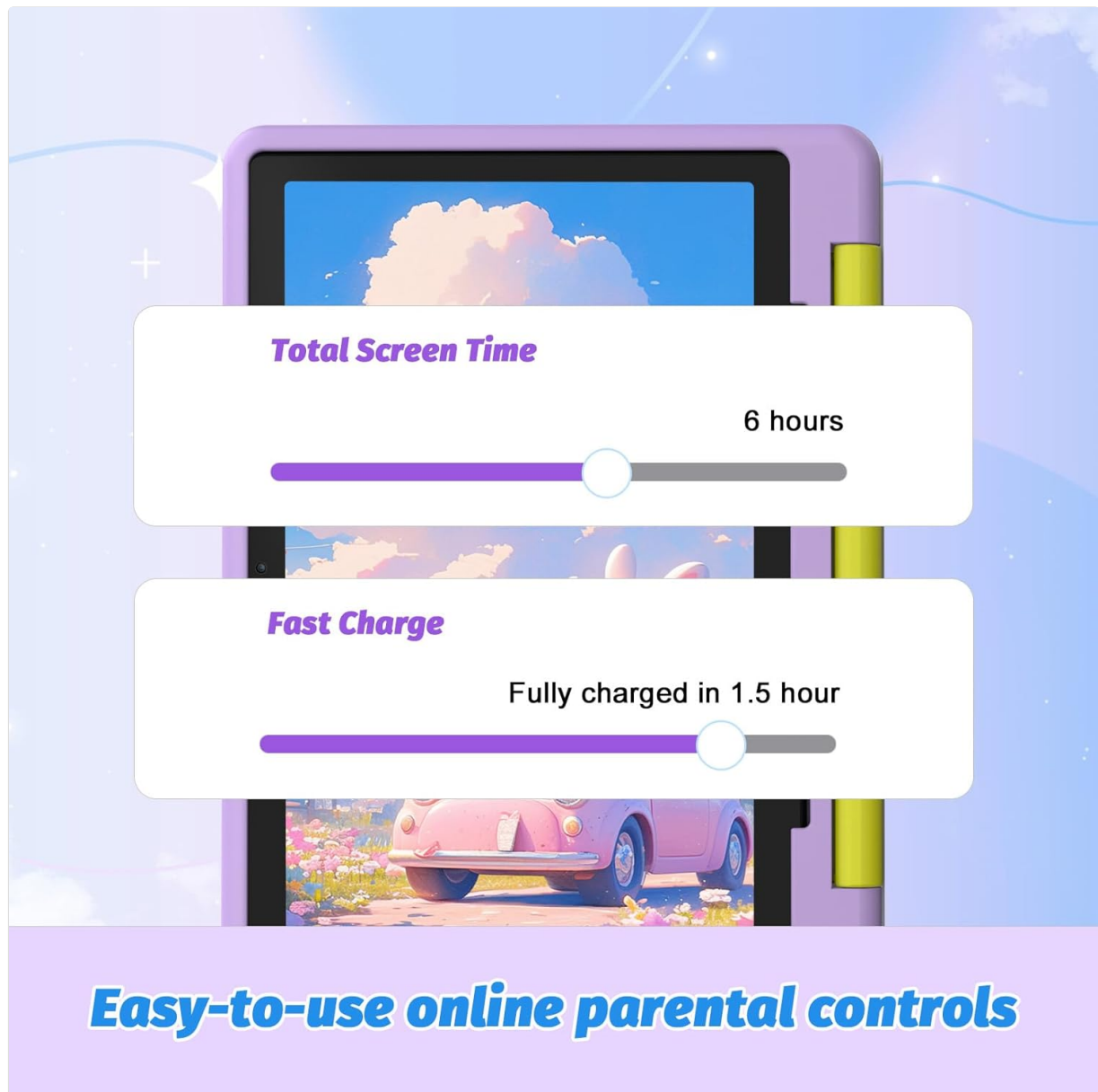


Image: Display illustrating the tablet's battery life and fast charging capabilities.

7. PORTABILITY AND DURABILITY

Designed for active children, the URAO Kids Tablet combines portability with robust protection.

- **Lightweight Design:** The tablet is slim and lightweight, making it easy for children to carry anywhere.
- **Kid-Proof Silicone Case:** An included food-grade silicone case protects the tablet from drops and bumps.
- **Adjustable Bracket:** The case features an adjustable bracket, allowing for hands-free viewing from various angles.

Kid-Friendly Cases in fun styles



Image: Multiple URAO Kids Tablets showcasing their colorful and protective cases.

8. SPECIFICATIONS

Feature	Specification
Screen Size	10.1 Inches
Screen Resolution	1280 x 800 IPS HD
Operating System	Android 15.0
Processor	2.0 GHz Octa-Core ARM
RAM	20GB
Internal Storage	64GB
Expandable Storage	Up to 1TB (Micro SD card not included)
Front Camera	5MP

Rear Camera	8MP
Battery Life (Usage)	Up to 6 hours
Battery Life (Standby)	Up to 3 days
Charging Port	USB Type-C
Wireless Type	802.11n (Wi-Fi)
Item Weight	2.59 pounds
Product Dimensions	10.16 x 7.48 x 0.75 inches

9. TROUBLESHOOTING

9.1 Tablet Not Powering On or Charging

- Ensure the tablet is charged for at least 2 hours using the provided charger.
- Try a different power outlet or USB Type-C cable to rule out faulty accessories.
- If the tablet still does not respond, perform a soft reset by holding the power button for 10-15 seconds.

9.2 Screen Unresponsive or Slow

- Restart the tablet to clear any temporary software glitches.
- Ensure the screen is clean and free from debris or liquids.
- Check for system updates in the Settings menu to ensure optimal performance.

9.3 Parental Control Issues

- Verify that the parental control app is correctly configured and updated.
- Check your Wi-Fi connection, as some parental control features may require an active internet connection.
- Consult the parental control app's specific help section for detailed guidance.

10. MAINTENANCE

- **Cleaning:** Use a soft, lint-free cloth to clean the screen and body of the tablet. Avoid harsh chemicals.
- **Software Updates:** Regularly check for and install system updates to ensure your tablet has the latest features and security patches.
- **Storage Management:** Periodically clear unnecessary files and apps to maintain optimal performance.
- **Battery Care:** Avoid completely draining the battery frequently. Charge the tablet when the battery level is low.

11. WARRANTY AND SUPPORT

URAO is committed to providing high-quality products and excellent after-sales service.

- **Free Exchange:** The URAO Kids Tablet supports free exchange for over 30 days from the purchase date.
- **Lifetime Technical Service:** Enjoy lifetime technical service support for your URAO Kids Tablet.
- **Contact Us:** If you have any questions or require support regarding your tablet, please do not hesitate to contact URAO customer service. Visit the [URAO Store on Amazon](#) for contact information and further assistance.

12. OFFICIAL PRODUCT VIDEO

Your browser does not support the video tag.

Video: An official overview of the URAO Kids Tablet, highlighting its features and benefits for children.