

Manuals+

[Q & A](#) | [Deep Search](#) | [Upload](#)

manuals.plus /

> [Duobuy](#) /

> [Duobuy Smart Watch CF32 User Manual](#)

Duobuy CF32

Duobuy Smart Watch User Manual

Model: CF32

INTRODUCTION

This user manual provides comprehensive instructions for the Duobuy Smart Watch, Model CF32. It covers setup, operation, maintenance, and troubleshooting to ensure optimal performance and user experience. Please read this manual thoroughly before using your device.



Figure 1: Duobuy Smart Watch (Model CF32) with both black leather and pink silicone straps.

PACKAGE CONTENTS

Upon opening the package, verify that all components are present and in good condition:

- Duobuy Smart Watch (Model CF32)
- Leather Watch Strap
- Silicone Watch Strap (additional)
- Charging Cable
- User Manual (this document)



Figure 2: Illustration of watch dimensions and typical package contents.

SETUP GUIDE

1. Charging the Smart Watch

Before initial use, fully charge the smart watch. Connect the charging cable to the watch's charging port and plug the USB end into a compatible power adapter (not included) or a computer's USB port. A full charge typically takes approximately 2 hours.

2. Installing the Companion App

To unlock the full functionality of your Duobuy Smart Watch, you must install the dedicated companion application on your smartphone. The app is compatible with iOS 9.0 and higher, and Android 5.0 and higher. Search for the app name (usually indicated in the quick start guide or on the watch packaging) in your device's app store (Apple App Store for iOS, Google Play Store for Android) and install it.

3. Pairing with Your Smartphone

1. Ensure Bluetooth is enabled on your smartphone.
2. Open the installed companion app.
3. Follow the on-screen instructions within the app to search for and connect to your Duobuy Smart Watch (Model CF32). The watch's Bluetooth name will typically appear in the app's device list.
4. Confirm the pairing request on both your watch and smartphone if prompted.

Once successfully paired, the watch will synchronize data with your phone, and you can begin customizing settings and receiving notifications.

OPERATING INSTRUCTIONS

Basic Navigation

- **Touch Screen:** The 1.27-inch HD color screen is fully touch-sensitive. Swipe left/right, up/down, and tap to navigate menus and select options.
- **Side Button:** Typically used to wake the screen, return to the home screen, or access the app menu. Refer to the watch's on-screen prompts for specific button functions.

Key Features and Functions

Making and Answering Calls

The Duobuy Smart Watch allows you to make and answer calls directly from your wrist, thanks to its built-in microphone and HD speaker. Ensure the watch is connected via Bluetooth to your smartphone.




Figure 3: Bluetooth Call functionality, enabling direct calls from the watch.

Smart Notifications

Receive notifications for SMS, calls, and various applications (e.g., Text, Facebook, WhatsApp, Instagram, Twitter) directly on your watch. The watch will vibrate to alert you. Manage notification settings within the companion app.

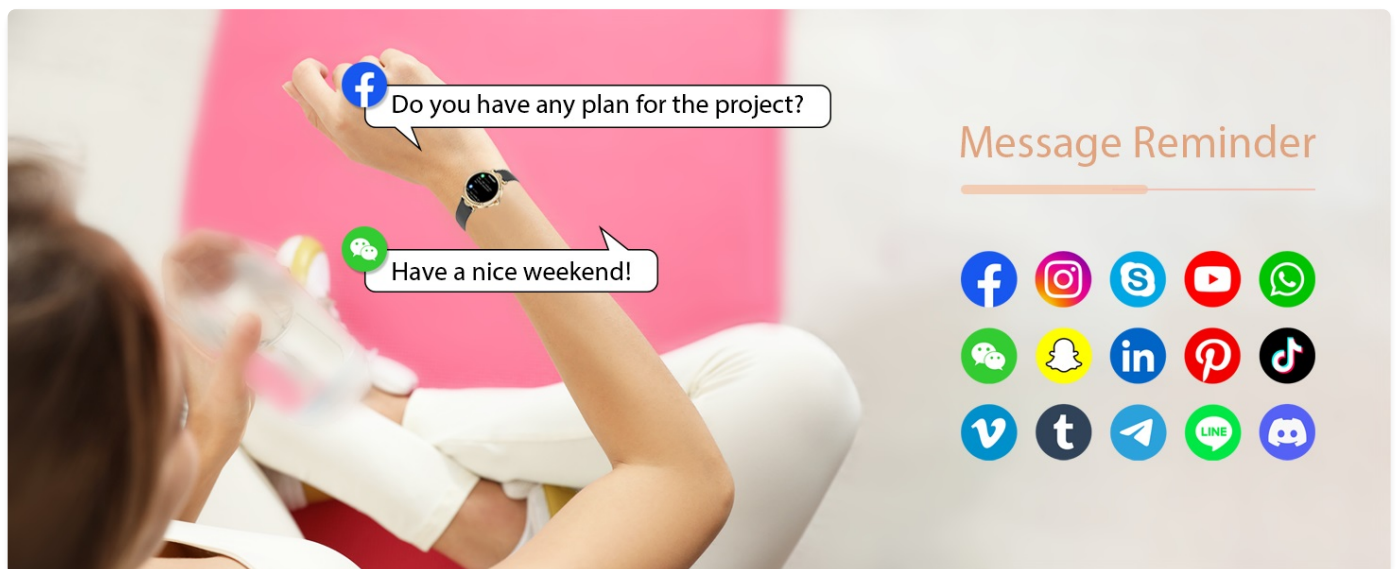


Figure 4: Message Reminder feature, displaying app notifications on the watch.

AI Voice Assistant

Activate the AI voice assistant by touching the designated icon on the watch. Use voice commands to perform tasks such as making calls, playing music, checking the weather, or setting alarms.

AI Voice Assistant

When smartwatch connected with mobile phones, talk after touching tab, one-tab active "AI voice assistant" to make calls, play music, check weather.



Figure 5: AI Voice Assistant in action, responding to voice commands.

Activity Tracking and Sport Modes

The watch automatically tracks daily activities including steps, distance, and calories burned. It supports over 100 sport modes, such as walking, running, cycling, football, tennis, basketball, and yoga. Select the appropriate mode before starting your workout for accurate data recording.

112 Sport Modes

Smart recognition of 112 sports, challenge yourself to see more of the big open world.



Figure 6: Activity tracking and 112 Sport Modes for comprehensive workout monitoring.

Health Monitoring

The watch features a high-precision motion sensor for continuous health monitoring, including 24-hour heart rate, blood oxygen levels, and sleep patterns (wake up, deep sleep, light sleep). Access detailed health data and trends through the companion app.

All-Day Health Monitoring


Sleep
Monitoring


Heart
Rate


Blood
Oxygen


Calories

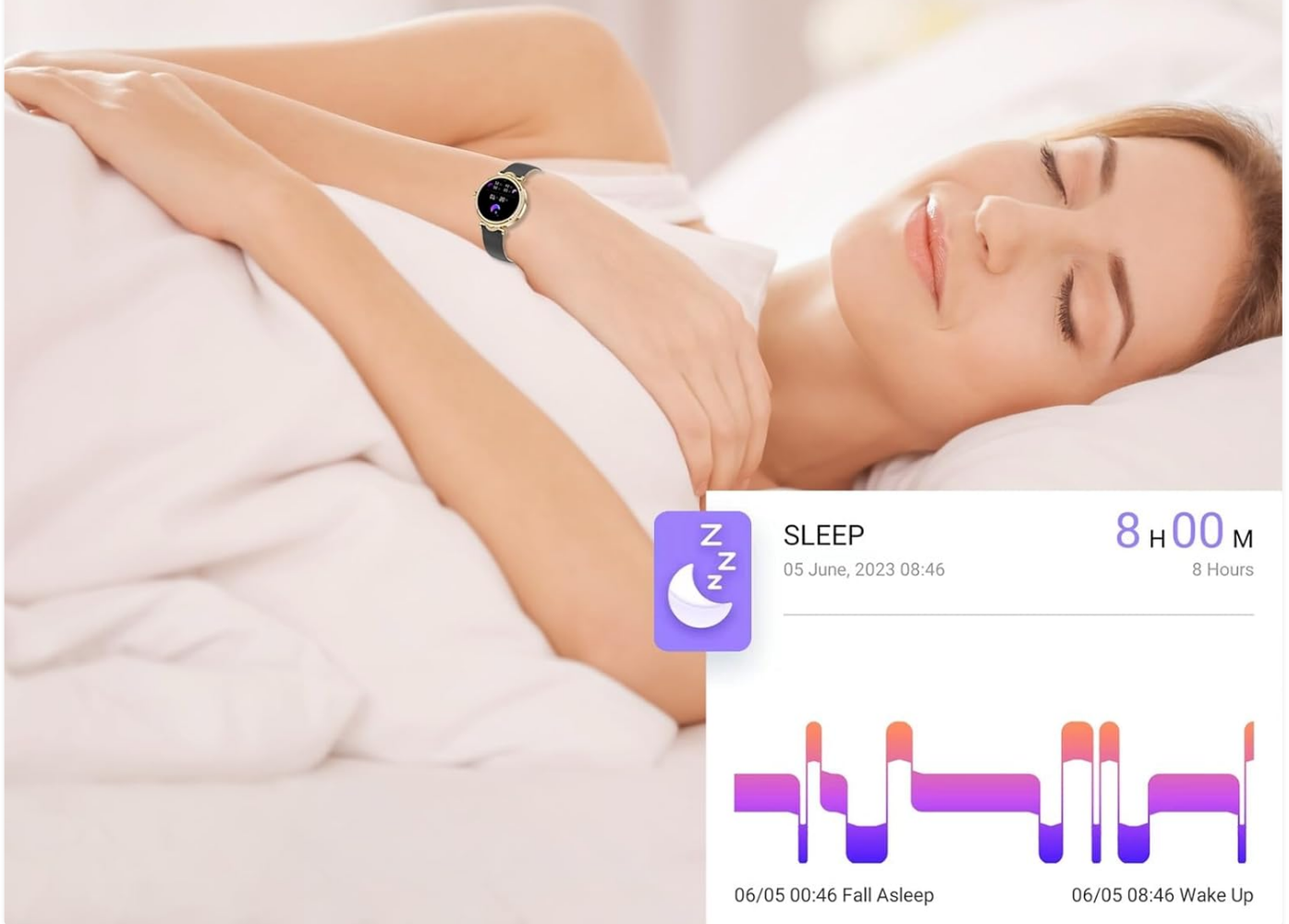


Figure 7: Sleep Quality Monitoring, providing insights into sleep patterns.



24-Hour Heart Rate Monitor

Keep an eye on your heart rate rhythm and know your health status.

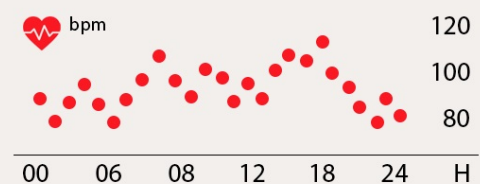


Figure 8: 24-Hour Heart Rate Monitor, tracking heart rhythm throughout the day.

Female Menstruation Period Reminder

The watch includes a dedicated function for tracking and reminding about female menstruation periods. Input your cycle data into the companion app to receive timely predictions and reminders.

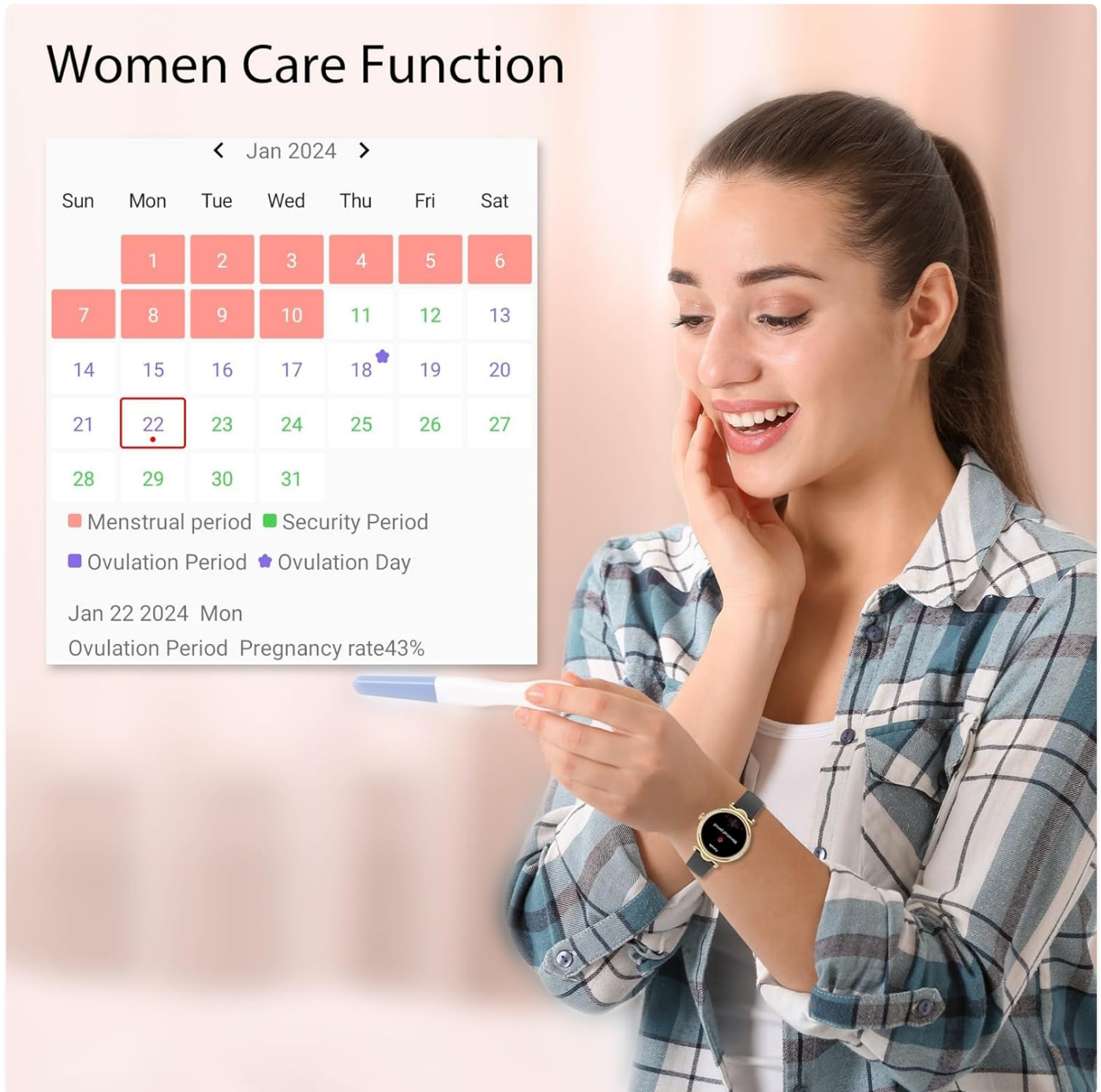


Figure 9: Women Care Function, assisting with menstrual cycle tracking.

Custom Watch Faces

Personalize your watch by choosing from over 100 pre-designed watch faces available in the app, or upload your own photo to set as a custom dial.

Customize Watch Face



Figure 10: Custom Watch Face feature, allowing personalization with photos or pre-set designs.

Other Functions

The Duobuy Smart Watch includes additional useful features:

- Weather Information
- Music Control (play, pause, skip tracks on your phone)
- Remote Camera Control (trigger your phone's camera remotely)
- Find Phone (locate your paired smartphone)
- Alarm Clock
- Stopwatch and Timer
- Drinking Water Reminder
- Sedentary Reminder
- Breathing Training

MAINTENANCE

Cleaning Your Smart Watch

Regularly clean your watch to maintain its appearance and functionality. Use a soft, lint-free cloth to wipe the screen and body. For stubborn smudges, slightly dampen the cloth with water. Avoid using harsh chemicals or abrasive materials.

Water Resistance (IP68)

The Duobuy Smart Watch is IP68 waterproof, meaning it is resistant to dust and can withstand immersion in water up to 1.5 meters for 30 minutes. It is suitable for daily use, such as washing hands, rain, and swimming. However, it is **not recommended** for use during showering, sauna, or diving, as steam, hot water, or high-pressure water jets can compromise the seals.

Strap Care

The watch comes with both a leather strap and an additional silicone strap. Clean the silicone strap with mild soap and water. For the leather strap, wipe with a dry cloth and avoid prolonged exposure to water or direct sunlight to prevent damage.

Battery Care

To prolong battery life, avoid fully discharging the watch frequently. Charge it when the battery level is low. Store the watch in a cool, dry place if not used for extended periods.

TROUBLESHOOTING

Problem	Possible Cause	Solution
Watch does not turn on.	Low battery.	Charge the watch for at least 30 minutes.
Unable to pair with smartphone.	Bluetooth off; app not open; watch too far; interference.	Ensure Bluetooth is on, app is open, watch is close to phone. Restart both devices.
No notifications received.	Notification permissions not granted; app not running in background.	Check app notification settings on your phone and within the companion app. Ensure app is allowed to run in background.
Inaccurate health data.	Watch not worn correctly; sensor dirty.	Ensure watch is snug on wrist (not too tight/loose). Clean the sensor on the back of the watch.
Short battery life.	Frequent use of power-intensive features (calls, GPS via phone); excessive notifications.	Reduce screen brightness, limit continuous heart rate monitoring, disable unnecessary notifications.

If problems persist, refer to the support section or contact customer service.

SPECIFICATIONS

Feature	Detail
---------	--------

Feature	Detail
Model Number	CF32
Display Size	1.27 inches (360*360 resolution)
Screen Diagonal	2 inches / 4 cm
Connectivity	Bluetooth 5.1
Battery Capacity	280 mAh Lithium Ion
Charging Time	Approx. 2 hours
Battery Life (Typical Use)	Up to 10 days
Standby Time	Up to 30 days
Water Resistance	IP68
Compatibility	iOS 9.0+ / Android 5.0+
GPS	Via Smartphone
Item Weight	6.7 ounces
Operating System	Wear OS (Note: Functionality is managed via companion app)

WARRANTY AND SUPPORT

Warranty Information

Duobuy products are covered by a limited warranty against defects in materials and workmanship. Please refer to the warranty card included in your product packaging or visit the official Duobuy website for detailed warranty terms and conditions. Keep your purchase receipt as proof of purchase for warranty claims.

Customer Support

For technical assistance, troubleshooting, or any inquiries regarding your Duobuy Smart Watch, please contact our customer support team. You can typically find contact information (email, phone number, or support portal) on the official Duobuy website or on the product packaging.

When contacting support, please have your product model number (CF32) and purchase details ready to facilitate faster service.

IMPORTANT SAFETY INFORMATION

- Do not attempt to disassemble or modify the watch. This can cause damage and void the warranty.
- Keep the watch away from extreme temperatures, direct sunlight, and open flames.
- Avoid strong impacts or dropping the watch.
- If you experience skin irritation from wearing the watch, discontinue use and consult a doctor.
- Dispose of the watch and its battery responsibly according to local regulations.

VIDEO RESOURCES

Currently, no official product videos are available for embedding in this manual. Please check the manufacturer's official website or product page for any available video tutorials or demonstrations.