

FRIZZLIFE ASR512-600G

Frizzlife ASR512-600G RO Filter Cartridge Instruction Manual

For MR600 Reverse Osmosis System (2nd Stage)

1. PRODUCT OVERVIEW

The Frizzlife ASR512-600G is a high-grade Reverse Osmosis (RO) filter cartridge designed as the second stage replacement for the Frizzlife MR600 undersink reverse osmosis water filter system. This filter is engineered to provide advanced water purification by significantly reducing various contaminants.



Figure 1: Frizzlife ASR512-600G RO Filter Cartridge, highlighting its model, function, specifications, and important notes.

2. KEY FEATURES AND FILTRATION CAPABILITIES

This RO membrane utilizes a 0.0001 micron filtration technology to effectively remove a wide range of impurities from your drinking water. Its advanced design ensures high performance and reliability.

- **High-Grade Filtration:** Features a 0.0001 micron RO membrane.
- **Extensive Contaminant Reduction:** Removes up to 99.99% of over 1000 contaminants, including chlorine, lead, heavy metals, fluoride, mercury, Volatile Organic Compounds (VOCs), chloramine, arsenic, and various other impurities.
- **System Compatibility:** Specifically designed as the 2nd stage replacement filter for Frizzlife MR600 White (B0DBHJ41ZH) and MR600 Black (B0DBHG4FMB) undersink reverse osmosis water filter systems.

3. SPECIFICATIONS

Specification	Detail
Model Number	ASR512-600G
Material	Plastic
Product Dimensions	4"D x 4"W x 12"H
Item Weight	2.6 Pounds
Operating Temperature	Min 39°F (4°C), Max 100°F (38°C)
Working Pressure	Min 60 psi, Max 115 psi
Estimated Service Life	1800-2000 gallons (approximately 2 years)

4. INSTALLATION AND REPLACEMENT

The ASR512-600G RO filter cartridge is designed for quick and tool-free replacement, simplifying maintenance of your MR600 system.

4.1 Quick Change Mechanism

To replace the ASR512-600G RO membrane, simply shut off the water supply to the system, then turn the old cartridge with a single twist to remove it. Insert the new cartridge and turn it to secure. No special tools are required, saving time and effort.

PPC filter Model: ASR511

Service life: 900-1000gal(around 12 months)
ASIN# B0DBH9CQNK

RO filter Model: ASR512-600G

Service life: 1800-2000gal(around 24 months)
ASIN# B0DBH9138S



Figure 2: Comparison of Frizzlife ASR511 PPC filter and ASR512-600G RO filter, indicating their respective service lives.



Figure 3: The Frizzlife MR600 Reverse Osmosis System shown with the ASR512-600G RO filter cartridge, illustrating its placement.

5. MAINTENANCE AND FILTER LIFESPAN

Regular replacement of the ASR512-600G RO filter is crucial for maintaining optimal water quality and system performance.

- **Replacement Frequency:** It is recommended to replace the ASR512-600G RO filter every 2 years.
- **Factors Affecting Lifespan:** The actual lifespan of the filter cartridge can vary significantly. It highly depends on your local feed water quality (e.g., hardness, sediment, chlorine levels) and your daily water usage.

6. IMPORTANT USAGE NOTES

To ensure safe and effective operation of your Frizzlife MR600 system with the ASR512-600G filter, please observe the following:

- **Water Source:** This filter is designed for use with municipal tap water only.
- **Avoid Unsafe Water:** Do not use this filter with water that is of unknown quality or is microbiologically unsafe.

7. TROUBLESHOOTING

If you experience issues with your Frizzlife MR600 system after installing the ASR512-600G filter, consider the following general steps:

- **Check Connections:** Ensure the filter is securely twisted into place and all connections are tight to prevent leaks.
- **Water Supply:** Verify that the main water supply to the RO system is fully open.
- **System Reset:** Some systems may require a brief power cycle or a reset button press after filter replacement. Refer to your MR600 system's main manual for specific instructions.
- **Reduced Flow/Taste Issues:** If water flow is significantly reduced or taste issues persist shortly after replacement, ensure the filter is correctly installed and not damaged.

For persistent problems or specific error codes, please refer to the comprehensive MR600 system manual or contact Frizzlife customer support.


8. WARRANTY AND SUPPORT








Frizzlife is committed to providing quality products and support.

- **Spare Part Availability:** The ASR512-600G filter cartridge has an EU spare part availability duration of 2 years, indicating support for replacement parts within this period.
- **Customer Support:** For quick replacement guides, issue solving, or further assistance, please visit the official Frizzlife website or scan the QR code found on the product packaging and in Figure 1.

Official Website: www.frizzlife.com

Related Documents - ASR512-600G

	<p>Frizzlife PX500 Reverse Osmosis Water Filtration System Owner's Manual</p> <p>This manual provides comprehensive instructions for the installation, operation, maintenance, and troubleshooting of the Frizzlife PX500 Reverse Osmosis Water Filtration System.</p>
---	--

 OWNER'S MANUAL Model: PD600-TAM3	Frizzlife PD600-TAM3 Undersink Reverse Osmosis Water Filter System Owner's Manual Comprehensive owner's manual for the Frizzlife PD600-TAM3 undersink reverse osmosis water filter system. Includes installation instructions, operation, maintenance, troubleshooting, and warranty information.
 OWNER'S MANUAL Model: PD800-TAM4	Frizzlife PD800-TAM4 Undersink Reverse Osmosis System Owner's Manual Comprehensive owner's manual for the Frizzlife PD800-TAM4 undersink reverse osmosis system, covering installation, operation, maintenance, troubleshooting, and warranty information.
 OWNER'S MANUAL Model: PX500-A 	Frizzlife PX500-A Reverse Osmosis Water Filtration System Owner's Manual Comprehensive owner's manual for the Frizzlife PX500-A undersink reverse osmosis water filtration system, covering installation, operation, maintenance, troubleshooting, and warranty.
 OWNER'S MANUAL Model: PD400 	Frizzlife PD400 Reverse Osmosis Water Filtration System Owner's Manual This manual provides detailed instructions for the installation, operation, maintenance, and troubleshooting of the Frizzlife PD400 Reverse Osmosis Water Filtration System.
 OWNER'S MANUAL Model: PD1000-TAM4	Frizzlife PD1000-TAM4 Undersink Reverse Osmosis System Owner's Manual Comprehensive owner's manual for the Frizzlife PD1000-TAM4 undersink reverse osmosis water filter system. Includes installation instructions, product overview, maintenance, troubleshooting, and warranty information.