

BoyKeep 1080P Indoor Security Camera

BoyKeep 1080P Indoor Security Camera User Manual

Model: 1080P Indoor Security Camera

Brand: BoyKeep

1. INTRODUCTION

This manual provides detailed instructions for the setup, operation, and maintenance of your BoyKeep 1080P Indoor Security Camera. Designed for indoor use, this camera offers high-definition video, motion detection, two-way audio, and night vision capabilities to help you monitor your home, pets, or baby effectively. Please read this manual thoroughly before using the product to ensure proper functionality and safety.

2. PRODUCT FEATURES

- **High-Resolution & Night Vision:** Provides 1080P HD resolution for clear and vivid image quality. Features enhanced night vision for continuous monitoring in low-light conditions.
- **2.4G Wi-Fi & Bluetooth Connectivity:** Supports both 2.4G Wi-Fi and Bluetooth connections for flexible setup.
- **Motion Tracking & Alerts:** Records alert videos and sends notifications to your phone upon detecting motion. Customizable monitoring zones, schedules, and sensitivity settings are available to minimize false alarms. Includes a built-in alarm feature.
- **Two-Way Communication:** Equipped with a microphone and speaker, enabling real-time two-way audio communication.
- **Multi-Device Viewing & Sharing:** Add multiple cameras to the app and view up to four real-time videos simultaneously. Share access with family members on up to 10 devices.
- **Flexible Recording Options:** Supports Micro SD card (up to 128GB, not included) for 24/7 continuous recording or motion video recording. Optional 24/7 cloud storage plan is also available for additional backup.



An image highlighting the key features of the BoyKeep 1080P Indoor Security Camera, including 1080P resolution, night vision, motion detection, Bluetooth and 2.4G Wi-Fi connectivity, memory card and cloud storage options, alarm notifications, and two-way audio.

3. PACKAGE CONTENTS

- BoyKeep 1080P Indoor Security Camera
- USB Power Cable (Note: A 5V/1A USB power adapter is required and not included.)
- Mounting Accessories (if applicable, typically screws and wall anchors)
- User Manual

4. SETUP GUIDE

4.1 Powering the Camera

1. Connect the provided USB power cable to the camera's power input port.
2. Connect the other end of the USB power cable to a 5V/1A USB power adapter (not included).
3. Plug the power adapter into a wall outlet. The camera will power on and indicate its status (e.g., flashing LED).

Note: This version of the camera does not include a power adapter. You can use any standard 5V/1A USB power adapter.

4.2 App Installation and Connection

1. Download the "Ease Life" app from your smartphone's app store (iOS or Android).
2. Register for a new account or log in if you already have one.
3. Follow the in-app instructions to add your camera. This typically involves selecting "Add Device," choosing the camera type, and following prompts for Wi-Fi or Bluetooth pairing. Ensure your phone is connected to a 2.4GHz Wi-Fi network.
4. Once connected, you can name your camera and begin live viewing.



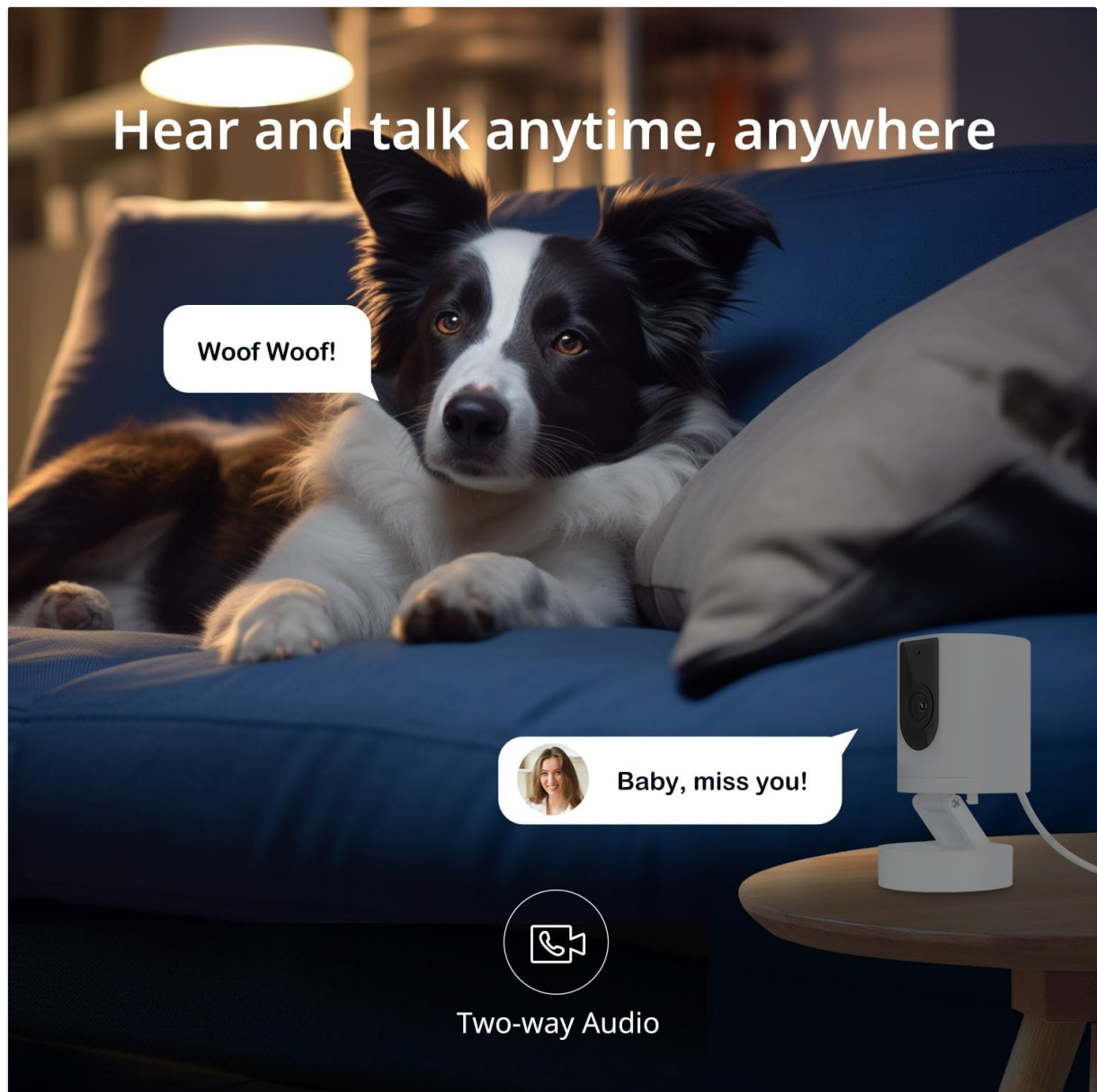
An image showing two BoyKeep Indoor Security Cameras placed on different shelves in a room, highlighting the camera's versatility for multiple setup locations and seamless viewing.

5. OPERATING INSTRUCTIONS

5.1 Live View and Two-Way Audio

- Open the Ease Life app and select your camera to access the live video feed.
- Tap the microphone icon in the app to speak through the camera's speaker. Tap the speaker icon to

hear audio from the camera's microphone.



This image illustrates the two-way audio feature of the BoyKeep 1080P Indoor Security Camera, showing a dog with a 'Woof Woof!' speech bubble and a person on a phone saying 'Baby, miss you!', indicating remote communication.

5.2 Motion Detection and Alerts

- In the app settings for your camera, navigate to "Motion Detection" or "Alert Settings."
- Enable motion detection and customize sensitivity levels to suit your environment.
- Set up monitoring zones and schedules to receive alerts only when and where needed.
- Alert notifications will be sent to your smartphone when motion is detected.

This image depicts the motion and sound detection capabilities of the BoyKeep Indoor Security Camera, with a smartphone displaying a 'Real-time Notification' alert when motion is detected in the living room.

5.3 Night Vision

- The camera automatically switches to night vision mode in low-light conditions.
- Night vision provides clear, grayscale images for continuous monitoring in the dark.



An image illustrating the night vision functionality of the BoyKeep Indoor Security Camera, providing a clear, grayscale view of pets in a dimly lit room, ensuring monitoring even in darkness.

5.4 Recording Options

- **Micro SD Card Recording:** Insert a Micro SD card (up to 128GB, not included) into the camera's designated slot for local storage. You can configure continuous recording or motion-triggered recording via the app.
- **Cloud Storage:** For additional backup and security, an optional 24/7 cloud storage plan is available through the Ease Life app.



This image showcases the flexible recording options of the BoyKeep Indoor Security Camera, including cloud storage and Micro SD card support, with a filmstrip graphic representing continuous recording of home activities.

6. MAINTENANCE

- **Cleaning:** Use a soft, dry cloth to clean the camera lens and body. Avoid using harsh chemicals or abrasive materials.
- **Firmware Updates:** Regularly check the Ease Life app for available firmware updates to ensure optimal performance and security.
- **Placement:** Ensure the camera is placed in a stable, dry indoor environment, away from direct sunlight, heat sources, and strong electromagnetic fields.

7. TROUBLESHOOTING

Problem	Possible Cause	Solution
Camera fails to connect to Wi-Fi	Incorrect Wi-Fi password; Camera too far from router; Only 5GHz Wi-Fi available.	Verify Wi-Fi password. Move camera closer to router. Ensure your router supports 2.4GHz Wi-Fi, as the camera does not support 5GHz networks.



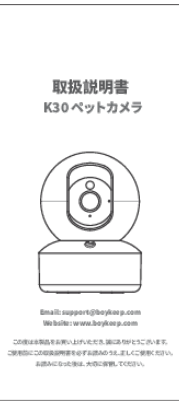



Problem	Possible Cause	Solution
No motion detection alerts	Motion detection disabled; Sensitivity too low; Incorrect monitoring zones.	Enable motion detection in the app. Increase sensitivity. Adjust monitoring zones to cover desired areas. Check app notification settings on your phone.
Two-way audio not working	Microphone/speaker permissions denied; Volume too low.	Check app permissions on your phone for microphone and speaker access. Adjust volume settings in the app and on your phone.
Poor image quality	Dirty lens; Insufficient lighting; Network bandwidth issues.	Clean the camera lens. Ensure adequate lighting or verify night vision is active. Check your internet connection speed.
App is slow or unresponsive	Outdated app version; Network issues; Phone storage full.	Update the Ease Life app to the latest version. Check your phone's internet connection. Clear phone cache or free up storage.

8. SPECIFICATIONS

- **Model:** 1080P Indoor Security Camera
- **Resolution:** 1080P HD
- **Connectivity:** 2.4G Wi-Fi, Bluetooth
- **Power Source:** Corded Electric (5V/1A USB power adapter required, not included)
- **Storage:** Micro SD card (up to 128GB, not included), Cloud Storage (optional subscription)
- **Special Features:** 2-Way Audio, HD Resolution, Night Vision, Motion Detection
- **Indoor/Outdoor Usage:** Indoor only
- **Dimensions:** 7.2 x 6.7 x 4.8 cm
- **Weight:** 90 g
- **Material:** Plastic
- **Color:** White

9. WARRANTY AND SUPPORT

BoyKeep products are designed for reliability and performance. For warranty information and technical support, please refer to the contact details provided on the product packaging or visit the official BoyKeep website. Keep your purchase receipt as proof of purchase for any warranty claims.

	<p>BoyKeep K30 Pet Camera User Manual</p> <p>User manual for the BoyKeep K30 Pet Camera, detailing app download, device setup via Wi-Fi hotspot or QR code scanning, features, troubleshooting, and important notes.</p>
	<p>BoyKeep Smart Wi-Fi Camera User Manual</p> <p>A comprehensive user manual for the BoyKeep Smart Wi-Fi Camera, detailing setup, connection, features, FAQs, and important notes for optimal usage.</p>
	<p>Boykeep K30 Pet Camera: Instruction Manual and Setup Guide</p> <p>Comprehensive instruction manual for the Boykeep K30 Pet Camera. Learn how to download the BoyKeep app, log in, add your device via QR code or Bluetooth, use live view features, understand reset procedures, safety precautions, FAQs, and warranty information.</p>
	<p>Boykeep K30 Pet Camera User Manual</p> <p>User manual for the Boykeep K30 Pet Camera, detailing setup, features, and troubleshooting for this indoor security camera. Learn how to connect and use your Boykeep K30.</p>
	<p>BoyKeep Wi-Fi Smart Camera Manual Guide</p> <p>A comprehensive manual guide for the BoyKeep Wi-Fi Smart Camera, covering app download, account login, device setup via scanning code and AP hotspot, features, FAQs, and important notes.</p>
	<p>BoyKeep K20 Outdoor Security Camera User Manual</p> <p>User manual for the BoyKeep K20 Outdoor Security Camera, covering app download, device setup via AP hotspot or QR code, features, and troubleshooting. Contact support@boykeep.com or visit www.boykeep.com for assistance.</p>