

## Manuals+

[Q & A](#) | [Deep Search](#) | [Upload](#)

manuals.plus /

> [VSTARCAM](#) /

> [VSTARCAM Dual Lens Security Camera Outdoor, 1080P Wired Cameras for Home Security with Color Night Vision, Pan/Tilt, Motion Detection & Tracking, Light & Siren Alarm, 2.4G WiFi, 2-Way Audio 01 User Manual](#)

## VSTARCAM CS621DR

# VSTARCAM Dual Lens Security Camera User Manual









Model: CS621DR  
Brand: VSTARCAM


## 1. INTRODUCTION

Thank you for choosing the VSTARCAM Dual Lens Security Camera. This manual provides detailed instructions for setting up, operating, and maintaining your camera to ensure optimal performance and security for your home or property. This camera features dual lenses for comprehensive coverage, advanced AI detection, color night vision, and two-way audio communication.

### WiFi Security Camera Outdoor

Dual Lens Dual Screens

|                                                                                                    |                                                                                                           |                                                                                                         |                                                                                                            |
|----------------------------------------------------------------------------------------------------|-----------------------------------------------------------------------------------------------------------|---------------------------------------------------------------------------------------------------------|------------------------------------------------------------------------------------------------------------|
| <br>Dual Lens   | <br>Color Night Vision | <br>Pan & Tilt       | <br>AI Detection        |
| <br>2.4GHz WiFi | <br>Two-Way Audio      | <br>Multi-User Share | <br>Local/Cloud Storage |



*Overview of the VSTARCAM Dual Lens Security Camera and its primary features.*

## 2. WHAT'S IN THE BOX

- Camera Body

- User Manual
- Set of Screws (for installation)

### 3. SETUP AND CONNECTION

---

Follow these steps to set up your VSTARCAM Dual Lens Security Camera and connect it to your network:

1. **Step 1: Download the App**

Download the "O-KAM Pro" app from the App Store (iOS) or Google Play (Android).

2. **Step 2: Power On the Camera**

Plug in the camera to a power source. Long press the Reset Button for 5 seconds to initiate the setup process.

3. **Step 3: Connect to Wi-Fi**

Open the O-KAM Pro app. Click the "+" icon to scan the QR code located on the camera body. Follow the in-app prompts to complete the Wi-Fi configuration. Ensure you connect to a 2.4GHz Wi-Fi network, as 5G Wi-Fi is not supported.

4. **Step 4: Device Connection Complete**

Once connected, you can name your camera and begin using it for surveillance.



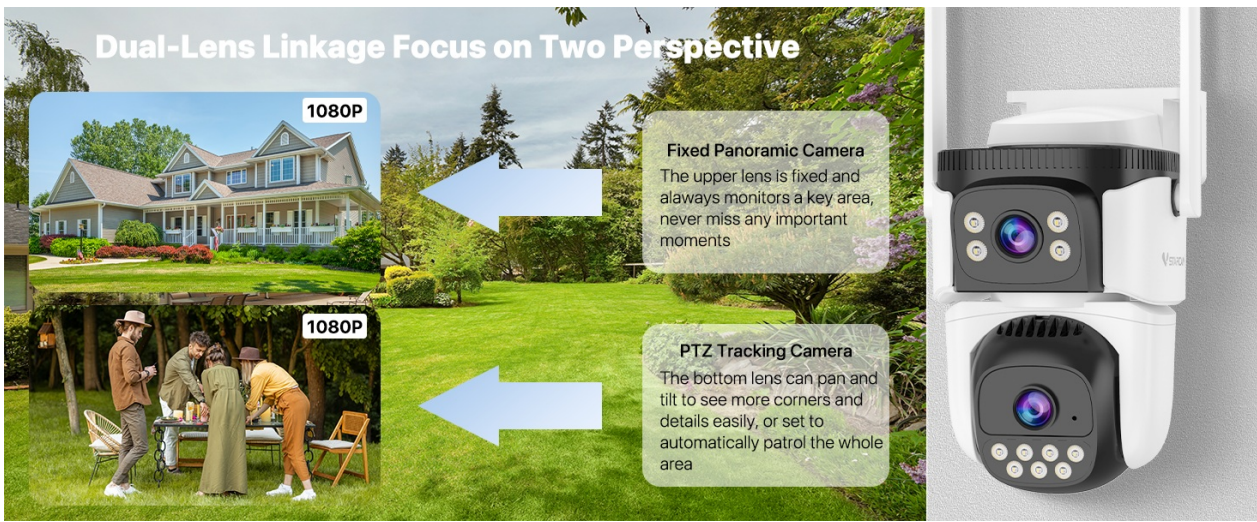
*Easy and quick steps to connect your camera to the mobile application.*

### 4. OPERATING INSTRUCTIONS

---

#### 4.1 Dual Lens Functionality

The camera features a unique dual-lens design: a fixed wide-angle lens and a pan/tilt/zoom (PTZ) tracking lens. This allows you to monitor two areas simultaneously on one screen, eliminating blind spots. The upper lens provides a fixed panoramic view, while the bottom lens can be controlled to pan and tilt for detailed observation or set to automatically patrol an area.



*The dual-lens system provides both a wide overview and detailed tracking capabilities.*

## 4.2 Smart Color Night Vision

Equipped with built-in LED lights, this camera offers three night vision modes:

- **Infrared:** Standard black and white night vision.
- **Full-Color:** Utilizes the LED lights to provide full-color images even in dark conditions.
- **Intelligent Color Night Vision:** Automatically switches between infrared and full-color based on detected motion or light conditions.



*Different night vision modes for clear viewing in various low-light conditions.*

## 4.3 AI Detection & Auto Tracking

With advanced AI algorithms, the camera can smartly recognize human figures. When a person enters the field of view, the camera will automatically track and record their movement. You can customize detection plans, recording duration, and sensitivity settings through the app to minimize false alarms.

# Full-color Night Vision Even in Darkness

With dual light source, it has full color and infrared night vision for options, enables to present colorful and clear images even in the dark condition



*The camera's AI intelligently detects and tracks human movement.*

## 4.4 Two-Way Audio

The built-in high-sensitive microphone and speaker enable convenient real-time conversation. You can communicate with visitors, couriers, or use it to warn off suspicious individuals directly through the app.

## IP66 Weatherproof

Enables to work normally in any weather, like shine, rainy, snowy, etc;  
Shows good working performance at the range of -10°C to 55°C



*Engage in real-time conversations or deter intruders using the two-way audio feature.*

## 4.5 Light & Siren Alarm

When suspicious activity is detected, the camera can trigger multiple alarms including a spotlight and a loud siren to alert you and deter intruders. Instant notifications are also sent to your phone via the app.

### Customize Activity Zone

Define and personalize specific areas to receive instant notifications when activity is detected.



The camera provides active deterrence with light and siren alarms.

## 4.6 Flexible Storage Options

The camera supports 24/7 continuous recording. You can save videos and images locally on a microSD card (not included) or opt for cloud storage (subscription may be required, a 7-day trial is often available). This allows for convenient live streaming and playback anytime, anywhere.

### AI Motion Detection


Adopting advanced AI algorithm, it can identify human figure; You can set detection plans and adjust sensitivity levels to minimize false alarms



O-KAM

NOW

Humanoid detection is triggered



Choose between local microSD card storage or secure cloud storage for your recordings.

## 4.7 Multi-User Share

The camera supports sharing access with multiple users, allowing family members or trusted individuals to view the camera feed simultaneously.

## 4.8 IP66 Weatherproof

The camera features an IP66 waterproof and dust-proof design, making it suitable for use in all weather conditions, including sun, snow, and rain. It is designed to perform well in temperatures ranging from -10°C to 55°C.

### Auto Person Tracking

When a person enters the camera's view, it will automatically track and record the human's movement, and send real-time message to your phone



O-KAM

NOW

Humanoid detection is triggered



The IP66 rating ensures reliable operation in diverse outdoor environments.

## 5. INSTALLATION

The VSTARCAM Dual Lens Security Camera can be easily installed on either a ceiling or a wall using the included screws. Choose a location that provides optimal coverage and a stable mounting surface.

## Easy and Quick to Connect



**Step 1**  
Download the "O-KAM Pro" in App Store or Google Play.



**Step 2**  
Plug in the camera, and long press the **Reset Button** for 5 seconds



**Step 3**  
Click the "Ⓞ" to scan the QR code on the camera body, finish the Wi-Fi configuration(2.4G Only) according to the prompt.



**Step 4**  
Device connection completed, get started to use it

*Flexible installation options for optimal placement.*

## 6. SPECIFICATIONS

| Feature                           | Detail                                                                                  |
|-----------------------------------|-----------------------------------------------------------------------------------------|
| Model Name                        | CS621DR                                                                                 |
| Indoor/Outdoor Usage              | Outdoor                                                                                 |
| Video Capture Resolution          | 1080p                                                                                   |
| Connectivity Technology           | Wired (Power), Wi-Fi (Data)                                                             |
| Wireless Communication Technology | Wi-Fi (2.4GHz only)                                                                     |
| Power Source                      | Corded Electric                                                                         |
| Mounting Type                     | Ceiling Mount, Wall Mount                                                               |
| Night Vision Range                | 15 Meters                                                                               |
| Special Features                  | Night Vision, 2-Way Audio, Dual Lens, PTZ Technology, AI Detection, Light & Siren Alarm |
| Material                          | Plastic                                                                                 |
| Product Dimensions                | 5.5 x 4.7 x 7 inches                                                                    |
| Item Weight                       | 1.7 pounds                                                                              |

## 7. TROUBLESHOOTING

If you encounter issues with your VSTARCAM Dual Lens Security Camera, please refer to the following common troubleshooting steps:

- **No Power:** Ensure the power adapter is securely connected to both the camera and a working power outlet.
- **Wi-Fi Connection Issues:**

- Confirm your Wi-Fi network is 2.4GHz. The camera does not support 5GHz Wi-Fi.
  - Check your Wi-Fi password for accuracy.
  - Ensure the camera is within range of your Wi-Fi router.
  - Try resetting the camera by long-pressing the reset button for 5 seconds and re-attempting the connection process.
- **Poor Video Quality:** Ensure the camera lens is clean and free from obstructions. Check your internet connection speed.
  - **Motion Detection Not Working:** Verify that motion detection is enabled in the O-KAM Pro app settings. Adjust sensitivity levels if necessary.
  - **Two-Way Audio Issues:** Check the microphone and speaker settings in the app. Ensure there is no physical obstruction to the microphone or speaker on the camera.

For more complex issues, please contact VSTARCAM customer support.

## 8. WARRANTY AND SUPPORT

---

VSTARCAM products are designed for reliability and performance. For information regarding warranty coverage, technical support, or service inquiries, please refer to the contact information provided on the VSTARCAM official website or within the O-KAM Pro application. Please retain your purchase receipt as proof of purchase for warranty claims.