

Dexnor iPad Air 13 (2024)

Dexnor iPad Air 13-inch Case (M3/M2 2025/2024) Instruction Manual

Model: iPad Air 13 (2024)

1. PRODUCT OVERVIEW AND COMPATIBILITY

This manual provides instructions for the Dexnor Heavy Duty Shockproof Full Body Protective Cover designed for the iPad Air 13-inch (M3/M2) models released in 2025/2024. Please verify your iPad model number to ensure compatibility.

Compatible iPad Models:

- iPad Air 13-inch (M2) 2024: Model Numbers A2898, A2899, A2900
- iPad Air 13-inch (M3) 2025

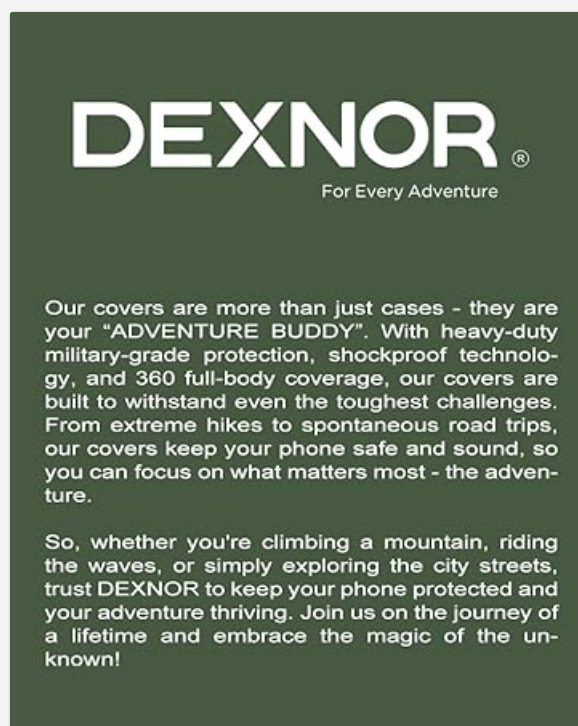


Figure 1: Verify your iPad model number on the back of your device for compatibility.

2. PACKAGE CONTENTS

Upon opening your Dexnor iPad Air 13-inch Case package, you should find the following items:

- 1 x Dexnor iPad Air 13-inch Case with Built-in Screen Protector
- 1 x Integrated Multi-Angle Kickstand

3. INSTALLATION GUIDE

Follow these steps to properly install your Dexnor protective case onto your iPad Air 13-inch:

1. **Separate the Case Components:** Carefully detach the front frame (with the built-in screen protector) from the back cover. You may need to gently pry along the edges.
2. **Clean Your iPad:** Ensure your iPad screen and back are clean and free of dust or smudges before installation.
3. **Install the Back Cover:** Place your iPad into the back cover, ensuring all ports and buttons align correctly.
4. **Attach the Front Frame:** Align the front frame with the back cover, starting from one side. Press firmly around all edges until the case snaps securely into place. Ensure there are no gaps and the screen protector lies flat against your iPad screen without bubbles.

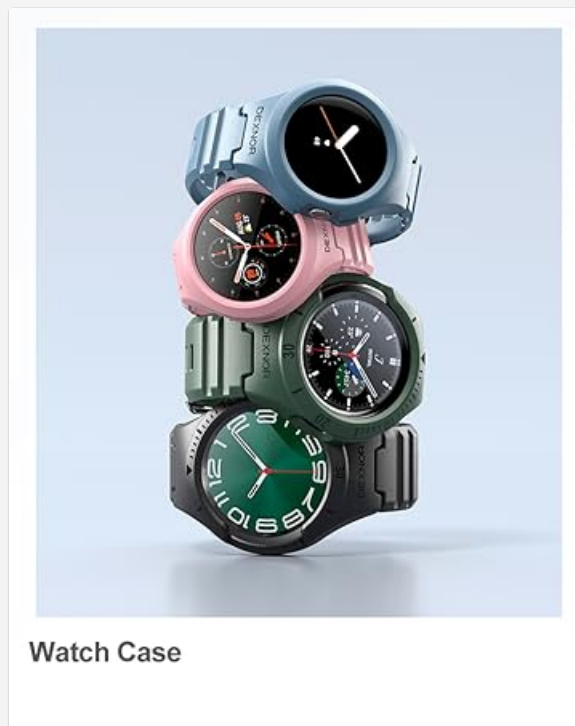


Figure 2: Exploded view of the case components for installation.



Magnetic Case

Figure 3: Multi-layer protection design of the case.

4. OPERATING FEATURES

4.1 Multi-Angle Kickstand

The integrated kickstand allows for versatile viewing angles in both horizontal (landscape) and vertical (portrait) orientations. It features 4 adjustable angles for optimal comfort during video viewing, typing, or drawing.

Your browser does not support the video tag.

Video 1: Demonstration of the multi-angle kickstand functionality and pencil holder usage.



Award-Winning Designs

Figure 4: The kickstand provides stable support for various viewing angles.

4.2 Built-in Pencil Holder

The case includes a dedicated slot for your Apple Pencil, ensuring it is securely stored and easily accessible. This holder also supports wireless charging for your Apple Pencil, keeping it powered and ready for use.




Figure 5: Securely store and wirelessly charge your Apple Pencil.

4.3 Built-in Screen Protector

A responsive PET screen protector is integrated into the front frame of the case. It offers scratch resistance and maintains touch sensitivity, providing full screen protection without interfering with usability. The design helps prevent lint, hair, or moisture from accumulating underneath.

4.4 BumperShock Defense

Each corner of the case is reinforced with BumperShock technology, providing enhanced shock absorption. This design protects your iPad from accidental drops and impacts, ensuring durability in various environments.



Figure 6: Military-grade drop protection with BumperShock technology.

5. MAINTENANCE

To maintain the longevity and appearance of your Dexnor iPad case:

- Clean the case regularly with a soft, damp cloth.
- Avoid using harsh chemicals or abrasive cleaners, as these can damage the material.
- Periodically remove your iPad from the case to clean any accumulated dust or debris, especially around ports and buttons.

6. TROUBLESHOOTING

If you encounter any issues with your Dexnor iPad case, consider the following:

- **Screen Protector Bubbles:** If bubbles appear after installation, gently press them towards the nearest edge to push out the air. Ensure the screen is thoroughly cleaned before re-installation if necessary.
- **Kickstand Issues:** Ensure the kickstand is fully extended and locked into its position for stable support. Avoid excessive force when adjusting.
- **Fit Issues:** Double-check that your iPad model is compatible with the case (refer to Section 1). Ensure the case is installed correctly, with all edges snapped into place.

For further assistance, please contact Dexnor customer support.

7. SPECIFICATIONS

Feature	Detail
Product Dimensions	13.58 x 9.65 x 0.71 inches
Item Weight	1.1 pounds
Item Model Number	iPad Air 13(2024)
Compatible Devices	iPad Air 13 inch M3/M2 (2025/2024)
Form Factor	Case
Shell Type	Hard
Color	Black

8. WARRANTY AND SUPPORT

Dexnor products are designed for durability and performance. For information regarding warranty coverage, product support, or to contact customer service, please visit the official Dexnor website or refer to the contact information provided with your purchase.

Official Dexnor Store: [Dexnor Store on Amazon](#)



