

Doubc Q13

Doubc Q13 Wireless Bluetooth 5.3 Earbuds User Manual

Model: Q13

INTRODUCTION

Thank you for choosing the Doubc Q13 Wireless Bluetooth 5.3 Earbuds. These earbuds are designed to provide a high-quality audio experience with advanced features such as HiFi stereo sound, ENC noise-cancelling microphones, and IPX7 waterproofing. This manual will guide you through the setup, operation, and maintenance of your new earbuds.



Image: The Doubc Q13 Wireless Bluetooth 5.3 Earbuds in their open charging case, displaying the digital battery indicator.

PACKAGE CONTENTS

Please check the package for the following items:

- Doubc Q13 Wireless Earbuds (Left and Right)
- Charging Case
- USB Type-C Charging Cable

- User Manual
- Eartips (various sizes, typically S/M/L)

SETUP

1. Initial Charging

Before first use, fully charge the earbuds and the charging case. Connect the provided USB Type-C cable to the charging port on the case and a power source. The LED display on the charging case will show the battery percentage. A full charge takes approximately 1.5 hours.



Image: The charging case highlighting 47 hours of total playtime and the Type-C charging port.

47 Hrs Playtime

·7 hours music time on a single charge

·The 380mAh charging case extend the usage time to 40 hours

·15-minute fast charge provides 90-minute uninterrupted playback.



7H



47H



**Dual LED
Digital Display**

Image: A visual representation of the earbuds and charging case, emphasizing 7 hours of music time per charge and 47 hours total with the charging case, along with the dual LED digital display.

2. Pairing with a Device

1. Ensure the earbuds are charged.
2. Open the charging case. The earbuds will automatically enter pairing mode.
3. On your device (smartphone, tablet, computer), go to the Bluetooth settings.
4. Search for available devices and select "Q13" from the list.
5. Once connected, you will hear a confirmation tone, and the earbuds will be ready for use.

The Doubc Q13 earbuds feature one-step pairing and wide compatibility with iOS, Android, and Windows devices.

One-Step Pairing Wide Compatibility

ios

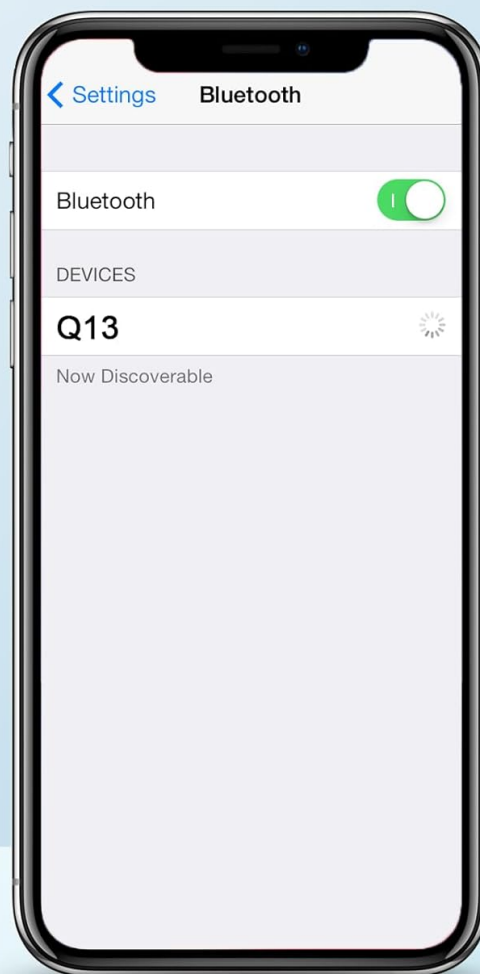


Image: The earbuds in their charging case next to a smartphone displaying Bluetooth settings, showing "Q13" as a discoverable device, illustrating the one-step pairing process.

OPERATING INSTRUCTIONS

Touch Controls

The Doubc Q13 earbuds feature smart touch controls for easy management of music and calls. The touch sensitive area is located on the outer surface of each earbud.

Smart Touch Control

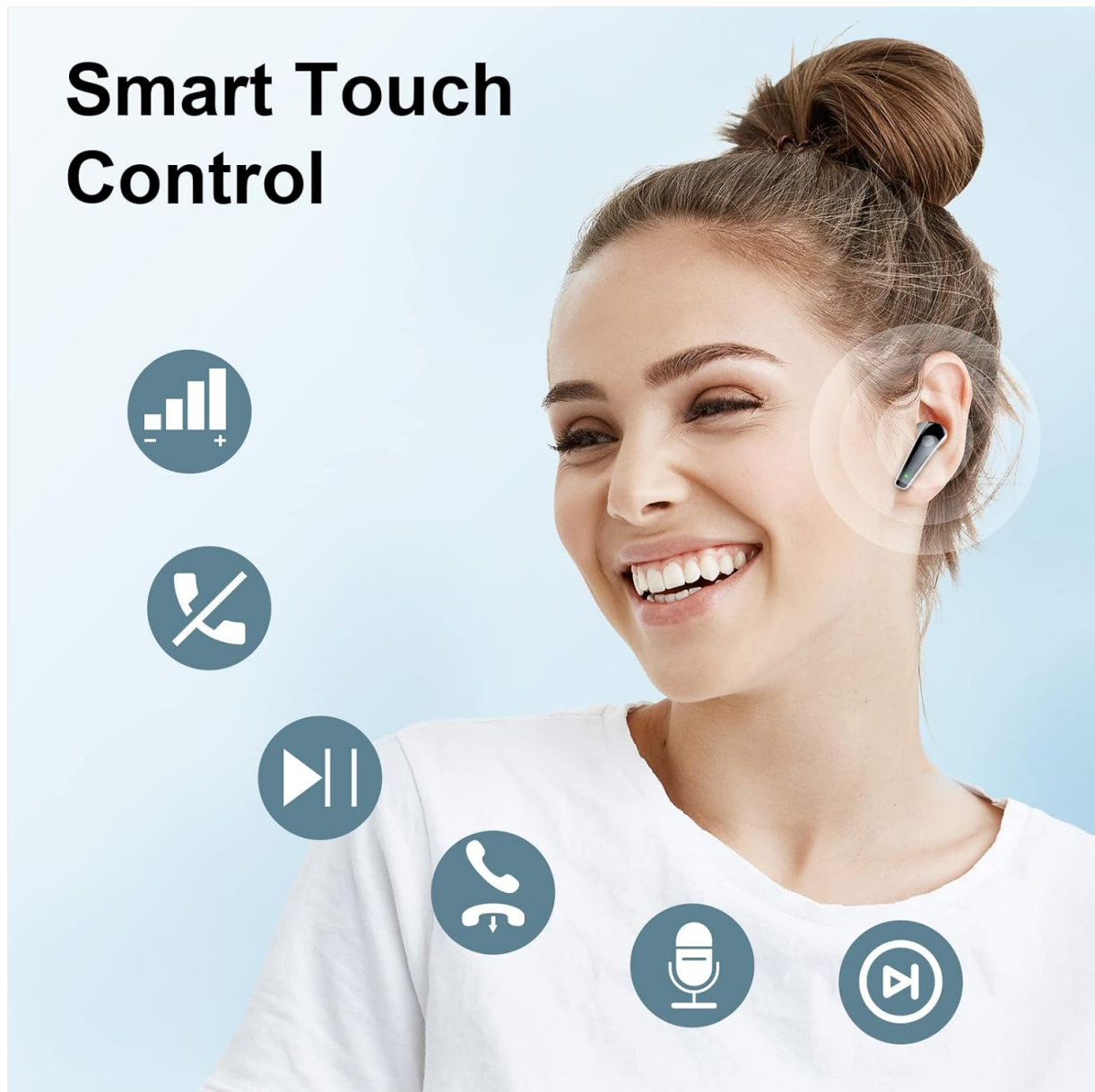


Image: A user wearing an earbud, with icons indicating various touch control functions such as volume adjustment, call management, music playback, and voice assistant activation.

Earbud Touch Control Functions

Action	Function
Single Tap (L/R)	Play/Pause Music, Answer/End Call
Double Tap (Right)	Next Track
Double Tap (Left)	Previous Track
Triple Tap (Right)	Volume Up
Triple Tap (Left)	Volume Down
Long Press (2s) (L/R)	Reject Call, Activate Voice Assistant

Power On/Off

- **Power On:** Open the charging case, and the earbuds will automatically power on. Alternatively, long-press the touch area on both earbuds for 3 seconds.

- **Power Off:** Place the earbuds back into the charging case and close the lid. They will automatically power off and begin charging. Alternatively, long-press the touch area on both earbuds for 5 seconds.

MAINTENANCE

Cleaning

To ensure optimal performance and charging, regularly clean the charging contacts on both the earbuds and the charging case. Use a cotton swab lightly dampened with alcohol to gently wipe the contacts.

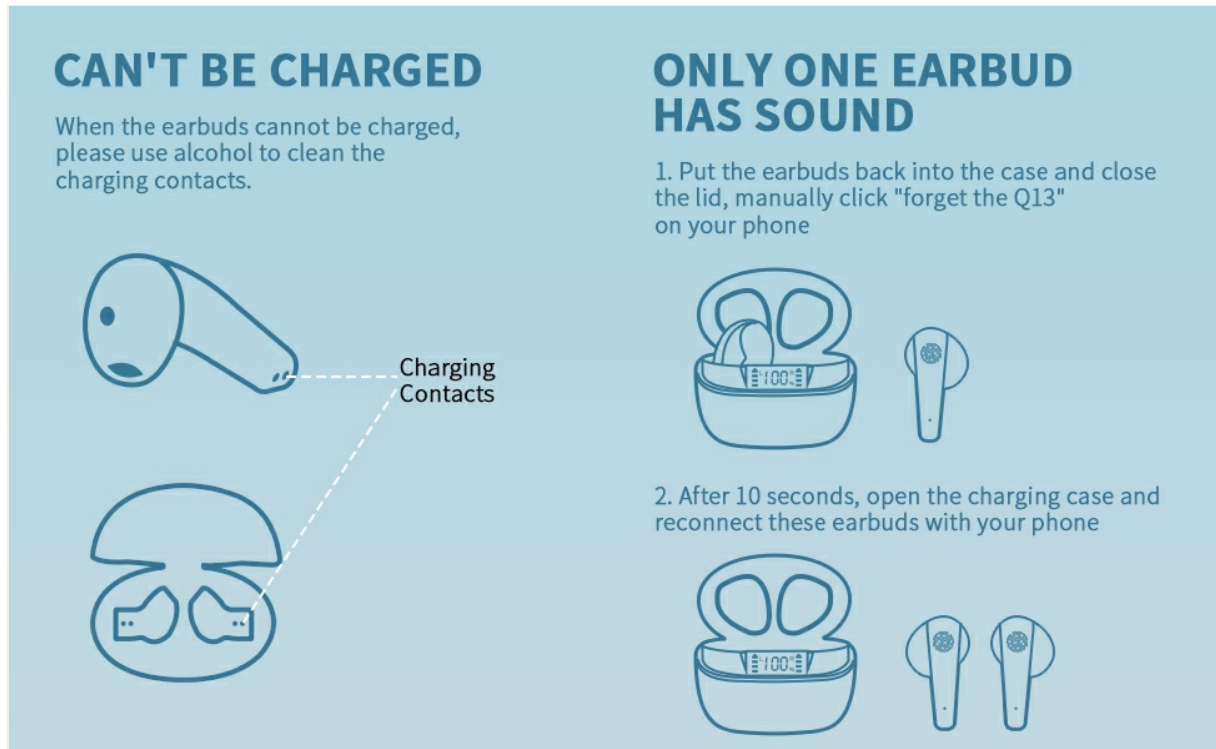


Image: A diagram illustrating the location of charging contacts on the earbuds and inside the charging case, with instructions to clean them if charging issues occur.

Water Resistance

The earbuds are IPX7 waterproof, meaning they can withstand immersion in water up to 1 meter for 30 minutes. This makes them suitable for workouts and light rain. However, the charging case is not waterproof. Do not expose the charging case to water.



Image: Two earbuds covered in water droplets, visually representing their IPX7 waterproof capability.

Storage

Store the earbuds in their charging case when not in use to protect them and keep them charged. Avoid extreme temperatures and direct sunlight.

TROUBLESHOOTING

Earbuds Not Charging

- Ensure the charging cable is securely connected to both the case and the power source.
- Verify that the charging contacts on both the earbuds and the case are clean and free of debris. Use alcohol to clean them if necessary.
- Check if the charging case itself has sufficient battery charge.

Only One Earbud Has Sound

1. Place both earbuds back into the charging case and close the lid.
2. On your phone's Bluetooth settings, manually "forget" or "unpair" the "Q13" device.
3. After approximately 10 seconds, open the charging case. The earbuds should automatically re-enter pairing mode.
4. Reconnect the earbuds with your phone via Bluetooth.

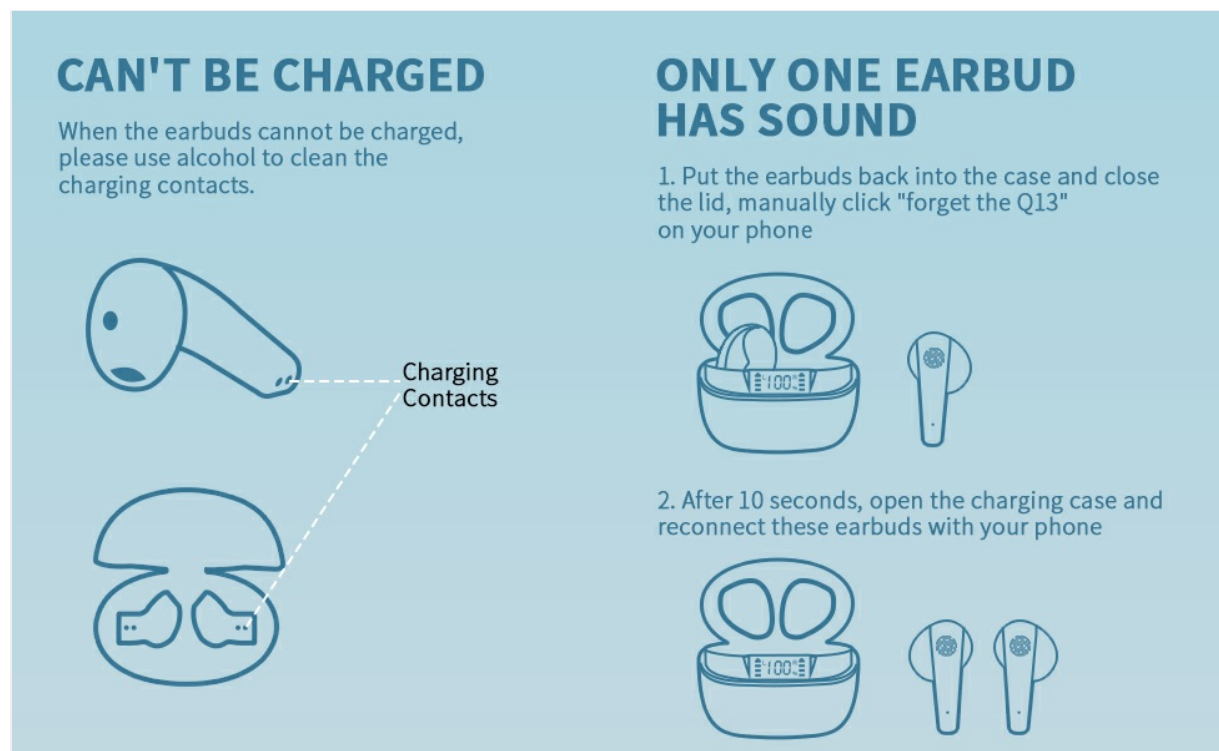


Image: A diagram illustrating solutions for common issues: cleaning charging contacts for charging problems and re-pairing steps for when only one earbud produces sound.

Earbuds Not Connecting

- Ensure Bluetooth is enabled on your device.
- Make sure the earbuds are within the effective range (typically 10 meters) of your device.
- Turn off and then turn on your device's Bluetooth.
- Repeat the pairing process as described in the "Setup" section.

SPECIFICATIONS

Feature	Detail
Model Number	Q13
Bluetooth Version	5.3
Audio Driver	13mm Graphene Audio Driver
Frequency Range	20Hz - 20,000Hz
Playtime (Earbuds)	Up to 7 hours (single charge)
Total Playtime (with Case)	Up to 47 hours
Charging Port	USB Type-C
Charging Time	Approx. 1.5 hours (case)
Waterproof Rating	IPX7 (earbuds only)
Microphones	4 ENC Noise Cancelling Microphones
Earbud Weight	Approx. 3g (each)
Charging Case Weight	Approx. 29g
Product Dimensions	2.13 x 1.81 x 1.34 inches (charging case)

Hi-Fi Stereo Sound



Image: A detailed view of the 13mm Graphene Audio Driver, emphasizing HiFi Stereo Sound and built-in microphones with noise reduction for HD calling.

Advanced Bluetooth 5.3



Image: A diagram illustrating the benefits of Advanced Bluetooth 5.3 technology, including faster transfer, lower power consumption, more stable connection, and lower latency.



Image: A visual showing the comfortable and lightweight design of the earbuds and charging case, including their dimensions and individual weights (3g per earbud, 29g for the case).

WARRANTY AND SUPPORT

The Doubc Q13 Wireless Bluetooth 5.3 Earbuds come with a **3-year warranty**, ensuring peace of mind regarding product quality and performance.

For technical support, warranty claims, or any inquiries, please refer to the contact information provided on the product packaging or the official Doubc website. Specific support contact details are not available in this manual.

IMPORTANT SAFETY INFORMATION






- Do not disassemble or modify the product.
- Keep away from extreme temperatures and direct sunlight.
- Avoid exposing the charging case to water.
- Use only the provided charging cable or a certified equivalent.
- Dispose of the product responsibly according to local regulations.

Related Documents - Q13



[Q13 True Wireless Stereo Earphones User Guide](#)

Comprehensive user guide for the Q13 True Wireless Stereo Earphones, covering product contents, specifications, setup instructions, functions, charging, maintenance, and frequently asked questions.

 <p>User Guide for Q13 True Wireless Stereo Earphones</p>	<p>Q13 True Wireless Stereo Earphones User Guide</p> <p>Comprehensive user guide for the Q13 True Wireless Stereo Earphones, covering product specifications, introduction, pairing, functions, charging, alerts, storage, maintenance, and frequently asked questions.</p>
 <p>User Guide for Q13 True Wireless Stereo Earphones</p>	<p>Q13 True Wireless Stereo Earphones User Guide</p> <p>Comprehensive user guide for the Q13 True Wireless Stereo Earphones, covering product contents, specifications, setup instructions, functions, charging, maintenance, and frequently asked questions.</p>
	<p>Doubc I22 Wireless Earbuds: Frequently Asked Questions and Specifications</p> <p>Comprehensive FAQ for Doubc I22 wireless earbuds. Covers reset procedures, sound quality (10mm dynamic speaker, CVC 8.0), charging issues, Bluetooth 5.1 connectivity, Siri integration, battery life (5-8 hours playback, 50 hours total), earhook design, eartips, TV pairing, call quality, and IPX7 waterproof rating.</p>
 <p>User Guide for Q13 True Wireless Stereo Earphones</p>	<p>Q13 True Wireless Stereo Earphones User Guide</p> <p>Comprehensive user guide for the Q13 True Wireless Stereo Earphones, covering product specifications, introduction, pairing, functions, charging, alerts, storage, maintenance, and frequently asked questions.</p>
	<p>T-WOLF Q13 Wireless Gaming Mouse User Manual</p> <p>User manual for the T-WOLF Q13 Wireless Gaming Mouse, detailing its features, specifications, and FCC compliance information.</p>

Documents - Doubc – Q13

no relevant documents