

[Manuals.plus](#) /

› [ONES](#) /

› ONES MusPlay Wireless Speaker with Earbuds 2-in-1 User Manual

ONES MusPlay

ONES MusPlay Wireless Speaker with Earbuds 2-in-1 User Manual

Model: MusPlay

INTRODUCTION

The ONES MusPlay is an innovative 2-in-1 audio device combining a portable wireless speaker and a pair of true wireless earbuds. Designed for versatility and convenience, it offers multiple playback modes including Bluetooth, AUX, FM Radio, and MP3 from TF card/U disk. This manual provides detailed instructions for setup, operation, maintenance, and troubleshooting to ensure optimal use of your MusPlay device.



Image: The ONES MusPlay device, showcasing the gray wireless speaker and two gray earbuds.

WHAT'S IN THE BOX

Please check the package contents to ensure all items are present:

- 1 x ONES MusPlay 2-in-1 Player (Speaker and Earbuds)
- 1 x Instruction Manual (English and Japanese)
- 1 x AUX Cable
- 1 x USB-C Charging Cable
- 1 Pair of Plug Caps (Black/S, M, L sizes)

PACKAGE CONTENTS

- *1 MUSPLAY 2IN1 PLAYER
(INCLUDING SPEAKER AND EARPHONES)
- *1 INSTRUCTION MANUAL
(JAPANESE AND ENGLISH)
- *1 AUX CABLE
- *1 USBC CHARGING CABLE
- *1 PAIR OF PLUG CAPS
(BLACK/S, M, L SIZES)



Image: Visual representation of the ONES MusPlay package contents, including the speaker, earbuds, cables, and manual.

PRODUCT FEATURES

Versatile 2-in-1 Design

The MusPlay integrates a portable Bluetooth speaker and true wireless earbuds into a single compact unit. Both the speaker and earbuds can connect to separate devices simultaneously, offering flexible audio solutions.

INDEPENDENT BLUETOOTH CONNECTION



The Bluetooth of the 2-in-1 MUSPLAY's Earbuds and Speaker are independent and can be connected to different devices respectively.

2 In 1 MUSPLAY

Image: Diagram illustrating the independent Bluetooth connection capability of the ONES MusPlay speaker and earbuds to different devices.

Multiple Playback Modes

The speaker supports Bluetooth wireless, AUX wired input, FM radio (requires AUX/USB-C cable as antenna), and MP3 mode via TF card or U disk memory playback.

Bluetooth mode

Anytime, Anywhere
Can connect to Bluetooth




Radio mode

External information
can be easily received



MP3 mode (memory playback)

Easily read and play local
MP3 and WAV files



AUX mode

By connecting an AUX cable,
it can be used with older
models that don't
have Bluetooth.

Plug in the power
Let the sound quality
become clearer




Image: Visual guide to the various playback modes: Bluetooth, Radio, MP3 (memory playback), and AUX mode.

Ultra-Long Battery Life

The speaker provides up to 24 hours of playback, while the earbuds offer up to 10 hours on a single charge. The charging case (speaker) provides an additional 50 hours of battery life for the earbuds, totaling 60 hours of earbud use.

Super Long Battery Life

24H

Speaker available 24H

10H + 50H

10 hours of earbud use
+
50 hours extra battery life
(charging compartment)




Image: Infographic detailing the battery life: 24 hours for the speaker, and 10 hours for earbuds with an additional 50 hours from the charging case.

High-Resolution Sound Quality

The speaker features a bass amplifier for rich low frequencies, and the earbuds are equipped with large drivers and balanced EQ tuning for an immersive audio experience. Earbuds also support game and music modes for optimized audio quality and low latency.



Low frequency
amplified sound quality



IMMERSED IN MUSIC

Image: Close-up of the speaker's internal components highlighting the low-frequency amplified sound quality and Hi-Res Audio support.

Integrated Charging Compartment & Adjustable Stand

The speaker unit includes a built-in hidden magnetic charging compartment for the earbuds, ensuring they are stable and secure. The speaker also features an adjustable stand for versatile placement.

Built-in Hidden Magnetic Charging Compartment

Strong magnetic attraction keeps earphones stable and prevents accidental opening or dropping



Adjustable Stand

Two support angles to adapt to more scenarios



Image: Depiction of the speaker's hidden magnetic charging compartment for the earbuds and its adjustable stand feature.

SETUP

1. Initial Charging

Before first use, fully charge the ONES MusPlay speaker and earbuds. Connect the provided USB-C charging cable to the speaker's charging port and a compatible USB power adapter (not included). The earbuds will charge automatically when placed inside the speaker's charging compartment.

Speaker Charging Time: Approximately 1 hour for 12 hours of use.

Earbud Charging Time: Approximately 1 hour for 5 hours of use.



Image: Infographic showing the charging duration and corresponding playback time for both the speaker and the earbuds.

2. Bluetooth Pairing

The speaker and earbuds can be paired independently to different devices.

Pairing the Speaker:

1. Press and hold the power button on the speaker to turn it on. It will enter Bluetooth pairing mode automatically.
2. On your device (smartphone, tablet, etc.), enable Bluetooth and search for available devices.
3. Select "ONES MusPlay" from the list of devices to connect.

Pairing the Earbuds:

1. Open the charging compartment lid and remove the earbuds. They will automatically enter pairing mode.
2. On your device, enable Bluetooth and search for available devices.
3. Select "ONES MusPlayE" from the list of devices to connect.

Note: For optimal performance, ensure the speaker and earbuds are fully charged before pairing.

OPERATING INSTRUCTIONS

Speaker Controls

The speaker features physical buttons for easy control:

- **Power Button:**
 - Long press to turn ON/OFF.
 - Single press to switch between FM Mode and Bluetooth Mode.
- **Play/Pause Button (Triangle):**
 - Single press to Play/Pause music.
 - Single press to Answer/End calls.
- **Volume Up (+) Button:**

- Single press to skip to the Next Track.
- Long press to Increase Volume.

- **Volume Down (-) Button:**

- Single press to go to the Previous Track.
- Long press to Decrease Volume.

The speaker also supports hands-free calling with its built-in microphone.



Image: Illustration showing the speaker's built-in microphone for calls.

Earbud Controls (Smart Touch)

The earbuds feature touch controls for various functions:

Long Press (5 seconds): Turn ON/OFF the function.

Single Tap (x1): Play/Pause music.

Double Tap (x2):

- Left earbud: Previous song.
- Right earbud: Next song.

Triple Tap (x3):

- Left earbud: Decrease volume.
- Right earbud: Increase volume.

Quadruple Tap (x4): Switch between High Quality Sound Mode and Low Latency Game Mode.

Long Press (2 seconds): Activate Siri/Voice Assistant.



Image: Diagram illustrating the smart touch controls on the earbuds for various functions like playback, volume, and mode switching.

The earbuds also feature ENC Noise Reduction for clearer calls and can be used as separate mono earbuds.



Image: Visual representation of the Environmental Noise Cancellation (ENC) feature for the earbuds.



Image: A user wearing one earbud, demonstrating the ability to use them as separate mono units.

Switching Audio Output (Speaker to Earbuds / Earbuds to Speaker)

The ONES MusPlay allows seamless switching of audio output between the speaker and the earbuds:

- **From Earbuds to Speaker:** While audio is playing through the earbuds, long press either earbud's touch control for approximately 7 seconds. The audio will transfer to the speaker.
- **From Speaker to Earbuds:** While audio is playing through the speaker, long press both earbuds' touch controls simultaneously for approximately 7 seconds. The audio will transfer to both earbuds. If you long press only one earbud for 7 seconds, the audio will transfer to that single earbud.

MAINTENANCE

- **Cleaning:** Use a soft, dry cloth to clean the speaker and earbuds. Do not use abrasive cleaners or solvents.
- **Storage:** Store the device in a cool, dry place away from direct sunlight and extreme temperatures. When not in use for extended periods, ensure the device is fully charged before storage and recharge it every few months to preserve battery life.
- **Water Resistance:** The ONES MusPlay is **not waterproof**. Avoid exposure to water or excessive moisture.
- **Earbud Care:** Keep the earbud charging contacts clean and free of debris to ensure proper charging.

TROUBLESHOOTING

Problem	Possible Cause	Solution
Device does not turn on.	Low battery.	Charge the device fully using the provided USB-C cable.
Cannot pair with Bluetooth.	Device is not in pairing mode; Bluetooth is off on source device; too far from source device; interference.	Ensure the device is in pairing mode. Turn Bluetooth ON on your source device. Move the device closer to the source device (within 15 meters). Turn off other Bluetooth devices nearby. Try forgetting the device on your source device and re-pairing.
No sound or low volume.	Volume too low; device not connected; incorrect audio source.	Increase volume on both the MusPlay and your connected device. Ensure the device is properly connected via Bluetooth or AUX. Check if the correct playback mode (Bluetooth, AUX, MP3, FM) is selected.
FM Radio reception is poor.	No antenna connected; weak signal.	Connect the included AUX/USB-C cable to the device; it acts as an antenna. Move to an area with better FM signal reception.
Earbuds not charging.	Poor contact with charging pins; charging compartment lid not closed properly; speaker battery low.	Ensure earbuds are correctly seated in the charging compartment. Clean the charging pins on both earbuds and the compartment. Charge the speaker unit.

SPECIFICATIONS

Feature	Detail
Model Name	MusPlay
Brand	ONES

Feature	Detail
Product Dimensions	1.18"D x 3.55"W x 3.55"H
Item Weight	10.5 ounces
Color	Gray
Material	Abrasion Resistant Textile Fabric, Acrylonitrile Butadiene Styrene (ABS)
Connectivity Technology	Bluetooth, FM Radio, MP3 mode (TF & U disk memory playback), Wired AUX
Wireless Communication Technology	Bluetooth, FM Radio
Bluetooth Range	15 Meters
Speaker Maximum Output Power	5 Watts
Speaker Size	52 Millimeters
Frequency Response	20000 Hz
Signal-to-Noise Ratio	95 dB
Battery Life (Speaker)	Up to 24 Hours
Battery Life (Earbuds)	Up to 10 Hours (60 hours total with charging case)
Power Source	Battery Powered (3 Lithium Polymer batteries included)
Input Voltage	5 Volts
Impedance	4 Ohm
Audio Encoding	Hi-Res 96/24 Digital Surround Sound
Audio Driver Type	Dynamic Driver
Number of Microphones	3
Water Resistance Level	Not Water Resistant

WARRANTY AND SUPPORT

The ONES MusPlay comes with an extended warranty. For detailed warranty terms and conditions, please refer to the warranty card included in your package or contact ONES customer support.

For technical support, troubleshooting assistance, or any inquiries regarding your product, please visit the official ONES website or contact their customer service team. Contact information can typically be found in the included instruction manual or on the manufacturer's website.

ONES Official Store: [Visit the ONES Store on Amazon](#)

