

[Manuals.plus](#) /

› [HELESIN](#) /

› HELESIN 9.5ft LED Christmas Cone Tree Lights Instruction Manual (Model HX-ZXS-CS)

HELESIN HX-ZXS-CS

HELESIN 9.5ft LED Christmas Cone Tree Lights Instruction Manual

Model: HX-ZXS-CS

1. INTRODUCTION

This manual provides essential instructions for the safe and effective use of your HELESIN 9.5ft LED Christmas Cone Tree Lights. This product features 572 multicolor LED beads, a star topper, and is designed for both indoor and outdoor decorative lighting. Please read this manual thoroughly before installation and operation, and retain it for future reference.

2. PACKAGE CONTENTS

Verify that all components are present in the package:

- Light string body (cone tree structure with LEDs)
- Detachable bracket components
- Connecting rods
- Spring hooks
- Metal ground inserts
- Star topper
- UL certified low-voltage adapter
- Infrared remote control




Image: All included components and a step-by-step visual guide for assembly.

3. SETUP AND INSTALLATION

Follow these steps for proper assembly and installation:

1. **Assemble the Base:** Connect the detachable bracket components to form the circular base. Ensure all connections are secure.
2. **Insert Connecting Rods:** Attach the connecting rods to the center of the base, forming the vertical support structure.
3. **Attach Light String Body:** Carefully drape the LED light string body over the assembled vertical support and secure it to the base using the provided spring hooks. The light strings should form a cone shape.
4. **Install Star Topper:** Place the star topper securely on the uppermost connecting rod.
5. **Ground Installation (Outdoor Use):** For outdoor use, insert the metal ground inserts through the base and into the ground to provide stability.

6. **Connect Power:** Plug the UL certified low-voltage adapter into a suitable power outlet. Ensure the adapter is protected from direct water exposure if used outdoors, despite the product's waterproof rating.



Image: Details of the star light, bright LEDs, easy assembly, and sturdy base design.

4. OPERATING INSTRUCTIONS

Your HELESIN LED Christmas Cone Tree Lights can be controlled using the included remote control or the mode button on the adapter.

4.1. Lighting Modes

The lights feature 8 distinct lighting effects:

1. **Combination:** Cycles through all modes.
2. **In Waves:** Lights fade in and out in a wave-like pattern.
3. **Sequential:** Lights illuminate in sequence.

4. **Slow Glow:** Lights slowly glow on and off.
5. **Chasing/Flash:** Lights chase and flash.
6. **Slow Fade:** Lights slowly fade between colors.
7. **Twinkle/Flash:** Lights twinkle and flash randomly.
8. **Steady On:** All lights remain continuously lit.

4.2. Remote Control Functions

The remote control allows you to:

- **ON/OFF:** Turn the lights on or off.
- **MODE:** Cycle through the 8 lighting modes.
- **TIMER ON/OFF:** Activate or deactivate the built-in timer function.
- **Numbered Buttons (1-8):** Directly select a specific lighting mode.

4.3. Timer Function

The integrated timer function allows the lights to operate for a set duration, typically 6 hours on and 18 hours off, automatically repeating daily. Activate or deactivate this function using the remote control.

4.4. Memory Function

The lights are equipped with a memory function, which retains the last selected lighting mode even after the power is turned off and on again.

8 Lighting Modes & Timer & Memory Function



- 1. Combination**
- 2. In Waves**
- 3. Sequential**
- 4. Slow Glow**

- 5. Chasing/Flash**
- 6. Slow Fade**
- 7. Twinkle/Flash**
- 8. Steady ON**

Image: Visual representation of the 8 lighting modes and the remote control for operation.

5. MAINTENANCE

To ensure the longevity and optimal performance of your LED Christmas Cone Tree Lights, follow these maintenance guidelines:

- **Cleaning:** Disconnect power before cleaning. Gently wipe the lights and structure with a soft, dry cloth. Do not use harsh chemicals or abrasive cleaners.
- **Storage:** When not in use, carefully disassemble the tree and store it in its original packaging or a protective container in a cool, dry place away from direct sunlight. The foldable design allows for compact storage.
- **Waterproof Rating:** The entire lamp string is IP44 waterproof, designed to withstand rain and snow. However, avoid submerging the product in water. Ensure the adapter is protected from excessive moisture.
- **Inspection:** Periodically inspect the power cord, adapter, and light strings for any signs of damage. If any damage is found, discontinue use and contact customer support.



Image: Depiction of the IP44 waterproof rating, indicating suitability for various weather conditions.

6. TROUBLESHOOTING

If you encounter issues with your HELESIN LED Christmas Cone Tree Lights, refer to the following common problems and solutions:

- **Lights do not turn on:**
 - Ensure the power adapter is securely plugged into a working electrical outlet.
 - Check if the adapter is properly connected to the light string.
 - Verify that the ON/OFF button on the remote or adapter has been pressed.
- **Remote control is not working:**
 - Ensure there are no obstructions between the remote and the adapter's infrared receiver.
 - Check if the remote control's battery needs replacement.
 - Try operating the lights using the mode button directly on the adapter to confirm the lights are functional.

- **Lights are flickering or inconsistent:**

- Check all connections for looseness.
- Ensure the power supply is stable.

If these steps do not resolve the issue, please contact customer support for further assistance.

7. SPECIFICATIONS

Feature	Detail
Model Number	HX-ZXS-CS
Height	9.5 feet
Number of LED Lights	572
Light Color	Multicolor
Light Source Type	LED
Power Source	Corded Electric
Control Method	Remote, Adapter Button
Special Features	Color Changing, Timer, Waterproof (IP44), Memory Function
Material	Copper, Polyvinyl Chloride
Item Weight	7.24 pounds
Product Dimensions	1 x 1 x 1 inches (packaged)
Star Topper Diameter	7.87 inches
Lead Length	26.2 feet

HEIGHT	NUMBER OF LAMP BEADS	FUNCTION
9.5FT	572	8



1x IR Adaptor



Infrared Remote Control

SIZE COMPARISON

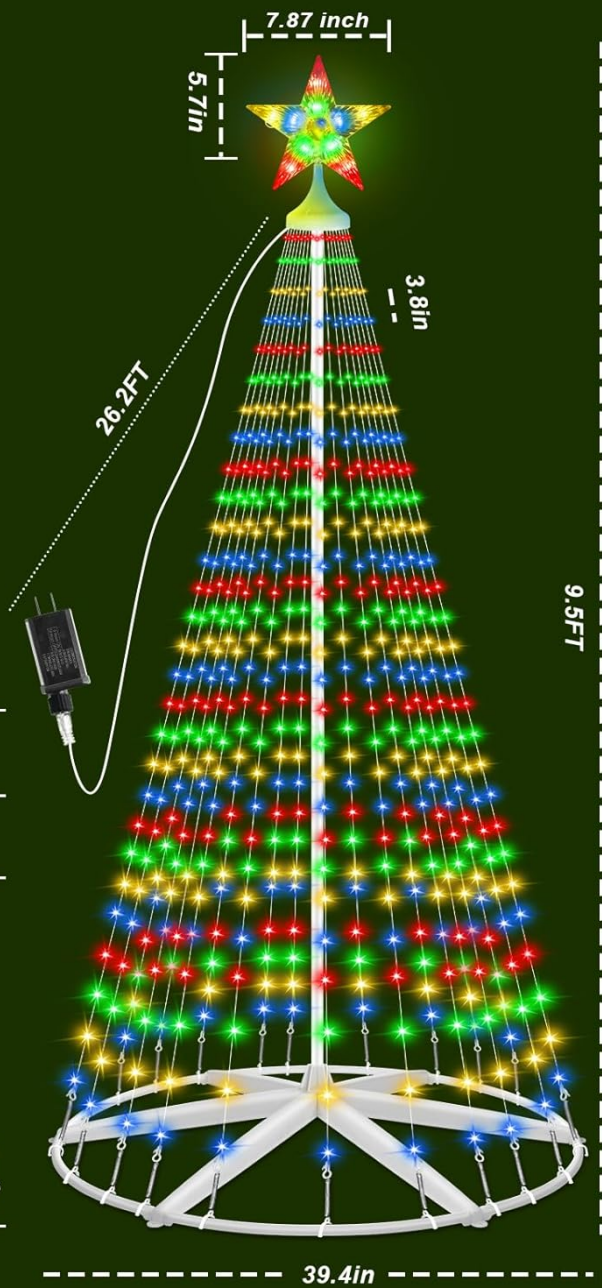



Image: Detailed specifications and size comparison for the 9.5ft LED Christmas Cone Tree Light.

8. WARRANTY AND SUPPORT

For warranty information and customer support, please refer to the product packaging or contact the manufacturer directly. Keep your purchase receipt as proof of purchase.

Manufacturer: Shenzhen Hengxian Technology Co.Ltd

For further assistance, please visit the [HELESIN Store on Amazon](#).