

[manuals.plus](#) /

› [KVAGO](#) /

› [KVAGO Keyboard Case User Manual for iPad Air and iPad Pro 11-inch Models](#)

## KVAGO iPad Pro 11 M4

# KVAGO Keyboard Case User Manual

For iPad Air 11-inch (M3 2025/M2 2024)/ iPad Air 5th/4th Generation & iPad Pro 11 4th/3rd/2nd/1st Gen

## 1. PRODUCT OVERVIEW

---

The KVAGO Keyboard Case is designed to enhance your iPad experience by providing a protective cover and a versatile detachable Bluetooth backlit keyboard. This accessory transforms your tablet into a more productive workstation, offering a comfortable typing experience and multiple viewing angles.



Image: KVAGO Keyboard Case with an iPad, showcasing the backlit keyboard and the case's design.

The case features a special process on PU leather for a luxurious feel, magnetic auto sleep/wake functionality to conserve battery life, and a detachable keyboard for flexible use. Its anti-slip groove design allows for easy adjustment to various comfortable viewing angles, ideal for working, writing, or watching videos.

## 2. COMPATIBILITY

---

This keyboard case is compatible with a range of iPad models. Please verify your iPad's model number on the back of your device to ensure compatibility.

- iPad Air 11-inch (M3) 2025 (Models: A3266 / A3267 / A3270)
- iPad Air 11-inch (M2) 2024 (Models: A2902 / A2903 / A2904)
- iPad Air 5th Generation 10.9-inch 2022 (Models: A2588 / A2589 / A2591)
- iPad Air 4th Generation 10.9-inch 2020 (Models: A2072 / A2316 / A2324 / A2325)
- iPad Pro 11-inch 4th Generation 2022 (Models: A2759 / A2435 / A2761 / A2762)
- iPad Pro 11-inch 3rd Generation 2021 (Models: A2377 / A2459 / A2301 / A2460)

- iPad Pro 11-inch 2nd Generation 2020 (Models: A2228 / A2068 / A2230 / A2231)
- iPad Pro 11-inch 1st Generation 2018 (Models: A1980 / A2013 / A1934)

# COMPATIBILITY NOTICE

## IPAD

## MODELS

IPAD PRO 11 4TH GEN 2022

A2759, A2759, A2761, A2762

IPAD AIR 5TH GEN 2022

A2588, A2589, A2591

IPAD AIR 4TH GEN 2020

A2072, A2316, A2324, A2325

IPAD PRO 11 2ND 2020

A2068, A2228, A2230, A2231

IPAD PRO 11 1ST 2018

A1980, A1934, A2013

IPAD PRO 11 INCH 3RD GEN

A2377, A2301, A2459, A2460



Image: A detailed chart showing compatible iPad models and their corresponding model numbers.

### 3. KEY FEATURES

- **7 Colors Backlit Keyboard:** Enjoy typing in low-light conditions with 7 adjustable backlight colors and 3 brightness levels.
- **Detachable Bluetooth Keyboard:** The keyboard attaches magnetically to the case, allowing you to remove it when not needed.
- **Auto Sleep / Wake Function:** Automatically puts your iPad to sleep when the case is closed and wakes it upon opening, preserving battery life. *(Note: It is recommended to remove the keyboard for normal function of auto sleep/wake.)*
- **Multi Viewing Angles:** Features anti-slip grooves supporting three viewing angles (120°, 125°, 130°) for comfortable use.
- **Comprehensive Protection:** Premium PU leather cover and soft, microfiber-lined interior protect your tablet

from collisions. Honeycomb heat dissipation design maintains optimal iPad temperature.

- **Precise Cutouts:** Ensures perfect access to all ports, camera, speakers, and volume buttons.
- **Multi Operating Systems:** The keyboard is compatible with iOS, Android, and Windows systems.

# WIRELESS BLUETOOTH KEYBOARD

## High speed and stable connection



Image: Illustration of the wireless Bluetooth keyboard's compatibility with various operating systems and devices.

# DETACHABLE WIRELESS KEYBOARD

Turn your tablet into an ultraportable laptop!







-  • Built-in Rechargeable Lithium-ion Battery
-  • Fast, Fluid and Soft Typing Keys
-  • Magnetically Detachable, Multi Angles
-  • Raised Edges to Protect Tablet Acteen

Image: Close-up of the detachable keyboard highlighting its built-in rechargeable battery, fluid typing keys, magnetic attachment, and raised edges for screen protection.

## MULTI VIEWING ANGLE AND ANTI-SLIP DESIGN




Image: Demonstrates the three adjustable viewing angles (120°, 125°, 130°) provided by the case's anti-slip design.

# PRECISE CUTOUTS

Perfect access to all port/buttons.



Image: Shows the precise cutouts on the case, ensuring easy access to all iPad ports and buttons.

# SMART POWER SAVING AUTO ASLEEP / WAKE

Instant wake when opening the folio ,instant asleep when closing the folio



Image: Illustrates the automatic sleep/wake function, where closing the magnetic folio puts the iPad to sleep and opening it wakes it up.

## 4. SETUP GUIDE: CONNECTING THE KEYBOARD

Follow these steps to pair your KVAGO Bluetooth Keyboard with your iPad:

1. Fully charge the keyboard before first use and turn it on.
2. Press the 'Connect' button on the keyboard to activate its Bluetooth pairing mode.
3. On your iPad, go to 'Settings', then tap on 'Bluetooth'.
4. Look for 'Bluetooth 3.0 Keyboard' in the list of available devices and select it to connect.

### Important Notes:

- For first-time use, charge the keyboard for 2 to 4 hours.
- When you turn on the keyboard, the power indicator will flash for approximately 3 seconds and then turn off.
- For subsequent uses, simply ensure your iPad's Bluetooth is on and the keyboard is powered on. Press any key on the keyboard, and it will automatically reconnect.

## 5. OPERATING INSTRUCTIONS

---

Once connected, your KVAGO keyboard offers a seamless typing experience similar to a laptop. Here are some operational tips:

- **Backlight Control:** Use the dedicated backlight key (often indicated by a light bulb icon) to cycle through colors and adjust brightness levels.
- **Multi-OS Switching:** To switch between operating systems (Android, Windows, iOS), use the 'Fn' key in combination with 'Q' (Android), 'W' (Windows), or 'E' (iOS).
- **Viewing Angles:** Adjust your iPad to the desired viewing angle by utilizing the anti-slip grooves within the case.
- **Auto Sleep/Wake:** The case's magnetic closure automatically puts your iPad to sleep when closed and wakes it when opened.

## 6. MAINTENANCE AND CHARGING

---

To ensure the longevity and optimal performance of your KVAGO Keyboard Case, follow these maintenance guidelines:

- **Charging:** Use the provided USB charging cord to charge the keyboard. Connect it to a standard USB power adapter or a computer's USB port. A full charge typically takes 2-4 hours.
- **Cleaning:** Wipe the case and keyboard with a soft, damp cloth. Avoid using harsh chemicals or abrasive cleaners.
- **Storage:** When not in use for extended periods, store the keyboard and case in a cool, dry place.
- **Battery Life:** To extend battery life, turn off the keyboard when not in use.

## 7. TROUBLESHOOTING

---

If you encounter any issues with your KVAGO Keyboard Case, consider the following:

- **Keyboard Not Connecting:**
  - Ensure the keyboard is fully charged.
  - Make sure the keyboard's power switch is in the 'ON' position.
  - Press the 'Connect' button on the keyboard to enter pairing mode.
  - On your iPad, turn Bluetooth off and then on again. Forget the 'Bluetooth 3.0 Keyboard' device if previously paired, then attempt to re-pair.
  - Restart your iPad.
- **Keys Not Responding:**
  - Check if the keyboard battery is low and charge it.
  - Ensure the keyboard is properly connected via Bluetooth.
- **Auto Sleep/Wake Not Working:**
  - Ensure the keyboard is detached from the case when using this feature, as recommended.
  - Verify that the iPad's 'Lock/Unlock' setting is enabled under 'Display & Brightness' (or 'General' > 'Lock/Unlock' on older iOS versions).

If problems persist, please refer to the warranty and support section for further assistance.

## 8. PRODUCT SPECIFICATIONS

---

|                                |                           |
|--------------------------------|---------------------------|
| <b>Product Dimensions</b>      | 11.3 x 8.46 x 1.26 inches |
| <b>Item Weight</b>             | 1.69 pounds               |
| <b>Manufacturer</b>            | KVAGO                     |
| <b>Item Model Number</b>       | iPad Pro 11 M4            |
| <b>Connectivity Technology</b> | Bluetooth                 |
| <b>Keyboard Description</b>    | Multi Functional          |
| <b>Color</b>                   | Green                     |
| <b>Number of Keys</b>          | 78                        |
| <b>Power Source</b>            | Battery Powered           |

## 9. PACKAGE CONTENTS

---

Upon opening your KVAGO Keyboard Case package, you should find the following items:

- 1 x Case for iPad 10.9 inch/11 inch
- 1 x Removable Bluetooth Keyboard
- 1 x USB Charging Cord
- 1 x User Manual (this document)

## 10. WARRANTY AND SUPPORT

---

KVAGO products are built to last and are backed by our commitment to quality. We strive to provide reliable products and excellent customer service.

For any issues, questions, or concerns regarding your KVAGO Keyboard Case, please do not hesitate to contact our 24/7 customer service team. We are dedicated to ensuring your purchase remains a reliable choice and will assist with necessary replacements or support.

Please refer to your purchase documentation or the KVAGO official website for specific warranty terms and contact information.