

Manuals+

[Q & A](#) | [Deep Search](#) | [Upload](#)

manuals.plus /

› [THREE PEACHES](#) /

› [THREE PEACHES Wireless Earbuds User Manual](#)

THREE PEACHES ST1

THREE PEACHES Wireless Earbuds User Manual

Model: ST1

Brand: THREE PEACHES

INTRODUCTION

This user manual provides detailed instructions for the operation, maintenance, and troubleshooting of your THREE PEACHES Wireless Earbuds. Please read this manual thoroughly before using the product to ensure optimal performance and longevity.

WHAT'S IN THE BOX

Upon opening the package, please verify that all the following components are included:

- 1 x Wireless Charging Case
- 2 x Wireless Earbuds (Left and Right)
- 1 x Charging Cable (USB)
- 1 x User Manual



Image: The THREE PEACHES wireless earbuds and their charging case, showcasing the earbuds inside the open case and the case itself with its touch screen display.

SETUP

Charging the Earbuds and Case

Before first use, fully charge the earbuds and the charging case. Connect the provided USB charging cable to the charging case and a compatible power source. The smart LED Power Display on the case will show the remaining battery in real-time.

- **Charging Time:** Approximately 1 hour for a full charge.
- **Playtime:** Up to 5 hours on a single charge. The charging case provides additional charges for a total playtime of up to 25 hours.

25Hrs Long Battery Life



Image: An illustration detailing the battery life of the earbuds and charging case, showing 5 hours per earbud and 20 hours from the 350mAh charging case, totaling 25 hours.

Overvoltage Protection OVP



Image: A visual representation of the Overvoltage Protection (OVP) feature of the charging case, highlighting its safety mechanisms compared to other devices.

Pairing with Your Device

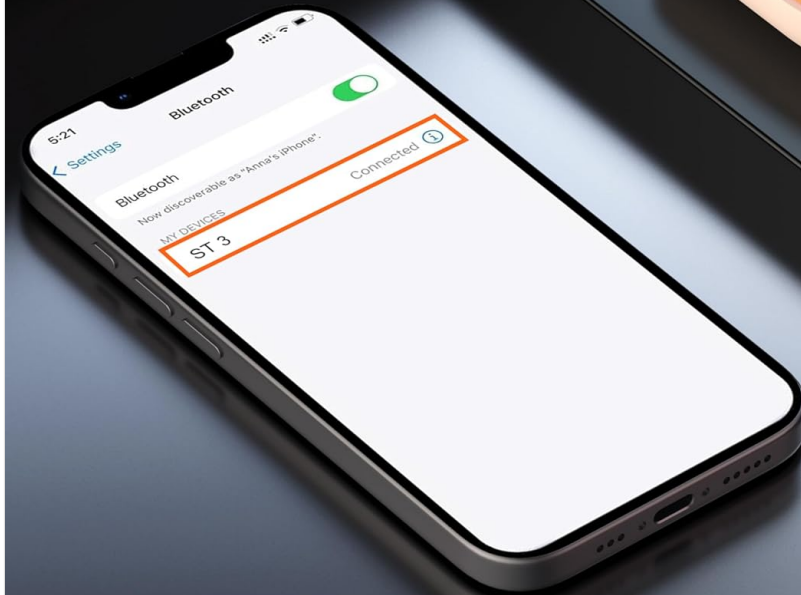
The earbuds utilize Bluetooth 5.4 for a stable and efficient connection. Follow these steps to pair your earbuds:

1. Ensure the earbuds are charged and placed in the charging case.
2. Open the charging case. The earbuds will automatically enter pairing mode.
3. On your smartphone or device, navigate to the Bluetooth settings.
4. Select "ST 3" from the list of available devices to connect.
5. Once connected, a confirmation sound will play, and the device will show "Connected".

Wireless 5.4

ONE-STEP PAIRING

5.0 — 24Mbit/s
5.3 — 48Mbit/s



1 Hrs
Full Charge

Type-C
charging
cable included

6-7 Hrs
Earbud

Image: An illustration demonstrating the one-step Bluetooth 5.4 pairing process with a smartphone, showing the "ST 3" device listed as connected.

OPERATING INSTRUCTIONS

Intelligent Touch Screen Functions

The charging case features a 2.01-inch LCD full-color touch screen, providing access to various functions:

- MP3 music playback
- Sound equalizer with 7 preset effects (Standard, Rock, Pop, Classical, DJ, Disco, Jazz)
- 6 language options
- Message reminders
- Multi-wallpaper switch
- Screen brightness adjustment
- Make and receive calls
- Voice assistant activation

- "Find Earbuds" function (triggers an alarm on lost earbud)
- Music game dual mode



Image: A detailed view of the charging case's LED full-color touch screen, displaying various icons representing its multiple practical functions like flashlight, voice assistant, find earbuds, music playback, incoming call, and calling.

Earbud Touch Controls

The earbuds feature intuitive touch controls for managing audio and calls:

- **Play/Pause:** Double tap either earbud.
- **Next Play:** Three taps on the Left earbud.
- **Previous Play:** Three taps on the Right earbud.
- **Answer/End Call:** Double tap either earbud.
- **Reject Call:** Press and hold either earbud for 2 seconds.
- **Noise Reduction (ANC):** Press and hold either earbud for 3 seconds to cycle through ANC modes.

ANC+ENC Noise Cancellation

The earbuds are equipped with Active Noise Cancellation (ANC) and Environmental Noise Cancellation (ENC) technology to provide clear audio and calls by reducing background noise. This feature is ideal for various environments, from busy commutes to quiet offices.

ANC+ENC intelligent noise reduction Clearer calls

Wind resistance, strong barrier environmental noise
Make clearer calls anytime, anywhere




Image: A person wearing one of the earbuds, with sound waves illustrating the effect of ANC+ENC intelligent noise reduction for clearer calls, even in windy or noisy environments.


Sound Equalizer and Scene Modes

Customize your listening experience with the built-in sound equalizer accessible via the charging case's touch screen. Choose from 7 different sound effects to match your audio preference. Additionally, the earbuds offer three major scene modes for professional-level tuning:

- **Music Mode:** Enhances human voice, providing bright and clear tones.
- **Game Mode:** Offers stable, ultra-low latency (0.06 seconds) for an immersive gaming experience.
- **Movie Mode:** Provides enhanced sound effects and premium sound quality for cinematic audio.

Three major scene modes

Professional level tuning for different scenarios: smart music/games/movies



Music mode

Enhanced human voice, bright and clear tone.



Game Mode

Stable 0.06 seconds ultra-low latency



Movie Mode

Enhanced sound effects and premium sound quality

Image: A visual representation of the three major scene modes: Music mode with a person listening to earbuds, Game mode with someone playing on a phone, and Movie mode with a couple watching a film, each optimized for different audio experiences.

Official Product Video: Wireless Earbuds with Touch Screen

Your browser does not support the video tag.

Video: This video demonstrates the functionality of the wireless earbuds, highlighting the touch screen features on the charging case and overall user experience.

MAINTENANCE

Cleaning

Regular cleaning helps maintain sound quality and hygiene:

- Gently wipe the earbuds and charging case with a soft, dry, lint-free cloth.
- For earwax or debris in the earbud tips, use a small, soft brush or cotton swab.
- Avoid using abrasive materials, alcohol, or chemical cleaners.

Storage

When not in use, store the earbuds in their charging case to protect them from dust and damage. Keep the case in a cool, dry place away from direct sunlight and extreme temperatures.

IPX4 Waterproof Rating

The earbuds have an IPX4 waterproof rating, meaning they are resistant to splashing water from any direction. This makes them suitable for sports and light rain. However, they are not designed for submersion in water. Do not expose them to heavy rain, swimming, or showering.

TROUBLESHOOTING

Problem	Possible Cause	Solution
Earbuds not charging	Poor contact with charging pins; charging cable/adaptor issue; case battery low.	Ensure earbuds are correctly seated in the case. Clean charging pins. Try a different charging cable or adaptor. Charge the case.
Cannot pair with device	Earbuds not in pairing mode; Bluetooth off on device; interference.	Ensure case is open and earbuds are in pairing mode. Turn Bluetooth off and on again on your device. Move closer to the device.
No sound or low volume	Volume too low; earbud placement; debris in earbud; un-paired.	Increase volume on both earbuds and device. Adjust earbud position. Clean earbuds. Re-pair the earbuds.
Touch controls unresponsive	Incorrect touch gesture; earbud dirty; temporary software glitch.	Refer to the touch control section for correct gestures. Clean the touch sensor area. Place earbuds back in case and close, then reopen to reset.
"Find Earbuds" alarm not sounding	Earbud out of range; earbud powered off.	Ensure the earbud is within Bluetooth range and powered on.

SPECIFICATIONS

- **Model Name:** ST1
- **Connectivity Technology:** Wireless (Bluetooth 5.4)
- **Noise Control:** Active Noise Cancellation (ANC) + Environmental Noise Cancellation (ENC)
- **Headphones Jack:** USB (for charging case)
- **Battery Life (Earbuds):** Up to 5 hours
- **Total Playtime (with Case):** Up to 25 hours

- **Charging Time:** Approximately 1 hour
- **Water Resistance Level:** IPX4 Waterproof
- **Control Method:** Touch (earbuds), Touch Screen (case)
- **Frequency Range:** 20 Hz - 20,000 Hz
- **Impedance:** 32 Ohm
- **Material:** Silicone (ear tips), Plastic or Metal (carrying case)
- **Product Dimensions:** 3.54 x 3.54 x 1.4 inches
- **Item Weight:** 3.84 ounces
- **UPC:** 712110633251

WARRANTY AND SUPPORT

THREE PEACHES products are manufactured to the highest quality standards. For warranty information or technical support, please refer to the contact details provided on the product packaging or visit the official THREE PEACHES website. Keep your purchase receipt as proof of purchase for warranty claims.