

Donner DEP-1S

Donner DEP-1S Portable Piano Keyboard Instruction Manual

Model: DEP-1S | Brand: Donner

1. INTRODUCTION

The Donner DEP-1S Portable Piano Keyboard is designed for musicians seeking a blend of aesthetic appeal, compact design, and authentic piano sounds. This digital piano offers a realistic playing experience with its velocity-sensitive keys and a wide range of features for learning and creative expression. It comes as a complete kit, ideal for beginners and experienced players alike.



Image: The Donner DEP-1S Portable Piano Keyboard, X-style stand, and piano bench.

Key features include a 5-level velocity-sensitive 88-key keyboard, smooth sound technology for realistic piano voices, and wireless Bluetooth audio and MIDI connectivity for modern learning and composing. The kit also includes essential accessories such as a sturdy X-style folding stand, a sustain pedal, and piano stickers.

2. SETUP GUIDE

2.1 Unpacking and Component Check

Carefully unpack all components from the box. Ensure all items listed below are present:

- Donner DEP-1S Digital Piano
- X-style Piano Stand

- Piano Bench (with storage)
- Sustain Pedal
- Power Adapter (12V 3A)
- USB Cable
- Piano Stickers
- Instruction Manual



Image: All components included in the Donner DEP-1S kit.

2.2 Assembling the X-style Piano Stand

1. Unfold the X-style stand to its full height.
2. Adjust the height to your preferred playing position using the locking mechanism. Ensure the stand is stable before placing the piano.

2.3 Connecting Power and Sustain Pedal

1. Connect the power adapter to the DC IN port on the rear of the piano. Plug the adapter into a suitable power outlet.
2. Connect the sustain pedal cable to the SUSTAIN pedal input on the piano.

2.4 Applying Piano Stickers

For easy learning, apply the provided piano stickers to the keys as indicated in the sticker guide. These can be removed once you are familiar with the key layout.

3. OPERATING INSTRUCTIONS

3.1 Powering On/Off

Press the **POWER** button located on the control panel to turn the piano on or off.

3.2 Velocity-Sensitive Keyboard

The DEP-1S features a 5-level velocity-sensitive keyboard, allowing for expressive playing. The volume and tone will vary based on how hard or soft you press the keys, mimicking an acoustic piano.

Velocity-sensitive Keyboard **88** KEY

The 5-level velocity-sensitive keyboard is perfect for players that are still developing their touch.



Image: A user demonstrating the velocity-sensitive keyboard feature.

3.3 Multi-Function Control Panel

The control panel provides access to various functions:

- **Tones:** Select from 128 different instrument tones.
- **Rhythms:** Choose from 100 built-in rhythms for accompaniment.
- **Demo Songs:** Play through 88 pre-recorded demo songs.
- **Record:** Record your performances.

- **Chord:** Enable chord accompaniment modes (single-finger, multi-finger).
- **Transpose:** Adjust the pitch of the keyboard up or down.
- **Speed:** Adjust the tempo of rhythms or demo songs.
- **Split:** Divide the keyboard into two sections with different tones.
- **Metronome:** Use the built-in metronome for timing practice.
- **Drum Kit:** Access various drum sounds.




Image: The multi-function control panel of the DEP-1S.


3.4 Wireless Connection (Bluetooth Audio & MIDI)

The DEP-1S supports Bluetooth connectivity for enhanced functionality:

- **Bluetooth Audio:** Connect your smartphone or tablet to play music through the piano's speakers.
- **MIDI Bluetooth:** Connect to MIDI music applications (e.g., Garageband, Perfect Piano, Pop Piano) and Digital Audio Workstation (DAW) software for learning, composing, and music editing.

Wireless Connection

You can connect Ipad or phone to take a lesson in the educational app or have music editing.



Garageband



Perfect Piano



Pop Piano

Image: Demonstrating wireless connection with a tablet for learning.

3.5 Sound Sample Video

Watch the official sound sample video to hear the authentic tones of the Donner DEP-1S Digital Piano.

Video: Donner DEP-1S Digital Piano Sound Sample (Recorded by Computer). This video demonstrates the various sound capabilities and tones of the DEP-1S digital piano.

4. MAINTENANCE AND CARE

4.1 General Cleaning

To clean the piano, use a soft, dry cloth. For stubborn dirt, slightly dampen the cloth with water and a mild soap solution, then wipe dry immediately. Avoid using abrasive cleaners, solvents, or polishes, as these can damage the finish.

4.2 Storage and Environment

Store the piano in a cool, dry place away from direct sunlight, extreme temperatures, and high humidity. Avoid placing heavy objects on the keyboard. The piano bench offers convenient hidden storage space for sheet music or other accessories.

PRODUCT DETAILS



Image: Detailed view of the piano bench, highlighting its storage compartment and sturdy construction.

5. TROUBLESHOOTING

5.1 No Sound

- Ensure the power adapter is securely connected and the piano is turned on.
- Check the volume level. Increase the master volume using the dedicated controls.

- If headphones are connected, disconnect them to enable speaker output.
- Verify that no external devices are muting the sound (e.g., connected via Bluetooth audio with volume set to zero).

5.2 Bluetooth Connection Issues

- Ensure Bluetooth is enabled on both the piano and your smart device.
- Make sure the piano is not already connected to another device.
- Try restarting both the piano and your smart device.
- Move your device closer to the piano to ensure a strong signal.

5.3 Keys Not Responding

- Check if the piano is in a specific mode (e.g., demo mode) that might prevent normal key input.
- Ensure no foreign objects are lodged between the keys.
- If the issue persists, power cycle the piano.

6. SPECIFICATIONS

Feature	Detail
Model Name	DEP-1S
Number of Keys	88
Skill Level	Beginner
Power Source	Corded Electric
Connectivity Technology	USB, Bluetooth
Connector Type	USB Type B
Supported Software	MIDI music apps and DAW software
Item Model Number	DEP-1S
ASIN	B0DB7SPMJ5

PRODUCT SIZE








Image: Dimensions of the included piano bench.

7. WARRANTY AND SUPPORT

For warranty information and customer support, please refer to the official Donner website or contact the seller directly. Keep your purchase receipt as proof of purchase for any warranty claims.

For further assistance, you may visit the [Donner Store on Amazon](#).

Related Documents - DEP-1S

	<p>Donner OURA Piano S300 User Manual: Setup, Operation, and Maintenance</p> <p>Explore the Donner OURA Piano S300 digital piano with this comprehensive user manual. Learn about its 88-key graded hammer keyboard, Bluetooth/MIDI features, setup, safe operation, and maintenance. Ideal for musicians seeking detailed guidance on their Donner digital piano.</p>
	<p>Donner DDP-80 Digital Piano User Manual</p> <p>Comprehensive user manual for the Donner DDP-80 digital piano, covering installation, features, operation, maintenance, and safety precautions. Includes product contents and technical specifications.</p>
	<p>Donner DEP-1S Digital Piano User Manual</p> <p>This user manual provides comprehensive instructions for the Donner DEP-1S Digital Piano, covering features, operation, installation, troubleshooting, and product care. It details the keyboard, tones, rhythms, demo songs, and various functions like volume control, tone selection, rhythm selection, tempo control, chord accompaniment, synchronous initiation, metronome, and recording. Safety considerations and product care guidelines are also included.</p>
	<p>Donner DEP-20 Digital Piano Instruction Manual</p> <p>A comprehensive guide to the Donner DEP-20 Digital Piano, covering setup, operations, features, troubleshooting, and warranty information for musicians of all levels.</p>
	<p>Donner DP-06 61 Keys Electronic Piano User Manual Features & Operation</p> <p>Comprehensive user manual for the Donner DP-06 61 Keys Electronic Piano. Learn about its functions, connectivity, demo songs, tones, rhythms, and safety information. Get the most out of your digital piano.</p>



USER MANUAL
DDP-80 PLUS DIGITAL PIANO

[Donner DDP-80 PLUS Digital Piano User Manual](#)

User manual for the Donner DDP-80 PLUS Digital Piano, covering installation, product list, specifications, connections, pedal functions, maintenance, and safety precautions.