



[Manuals.plus](#) /

› [Fesley](#) /

› Fesley Electric Guitar Model 350 Instruction Manual

Fesley 350

Fesley Electric Guitar Model 350 Instruction Manual

Your guide to setup, operation, and maintenance.

1. INTRODUCTION

Thank you for choosing the Fesley Electric Guitar Model 350. This full-size solid body electric guitar is designed for players of all proficiency levels, offering a rich tonal experience and comfortable playability. This manual provides essential information to help you set up, operate, and maintain your new instrument.

2. GETTING STARTED

2.1 Unboxing and Initial Setup

Carefully remove your Fesley Electric Guitar and its accessories from the packaging. Inspect the guitar for any visible damage. The guitar kit includes everything you need to begin playing.



Figure 2.1: Fesley Electric Guitar Model 350 and included accessories.

The image above displays the Fesley Electric Guitar Model 350 in green, accompanied by its gig bag, a black guitar strap, an instrument cable, and a set of wrenches. These items are provided to ensure you have the essentials for playing and basic maintenance.

What's in the Box:

- Fesley Electric Guitar Model 350 (Green)
- Gig Bag
- Guitar Strap
- Instrument Cable (1/4" to 1/4" Audio Jack)

- Wrench Set

Attaching the Strap:

Securely attach the guitar strap to the strap buttons located on the body of the guitar. One button is typically near the neck joint, and the other is at the bottom of the guitar body.

Connecting the Cable:

Insert one end of the provided 1/4" instrument cable into the guitar's output jack, located on the side of the body. Connect the other end to your amplifier or audio interface.

Video 2.1: Overview of the Fesley Electric Guitar Kit and its components.

This video provides a visual guide to the contents of the Fesley Electric Guitar kit, demonstrating the guitar and its accompanying accessories.

2.2 Guitar Overview

The Fesley Model 350 features a full-size solid mahogany body with a matte finish, providing warm, resonant tones and exceptional sustain. The C-shaped mahogany neck is designed for optimal comfort and grip, enhancing playability.



Figure 2.2: Key features and dimensions of the Fesley Electric Guitar Model 350.

This diagram highlights the guitar's dimensions (37.65 inches total length, 24.75-inch scale length) and key components, including the H-H humbucker pickups, mahogany body, rosewood fingerboard, and 1:18 sealed-gear tuners.

Headstock and Tuners:

The headstock is equipped with 1:18 high-quality sealed-gear tuners, ensuring greater tuning accuracy and durability. These tuners extend service life and provide stability for efficient tuning.

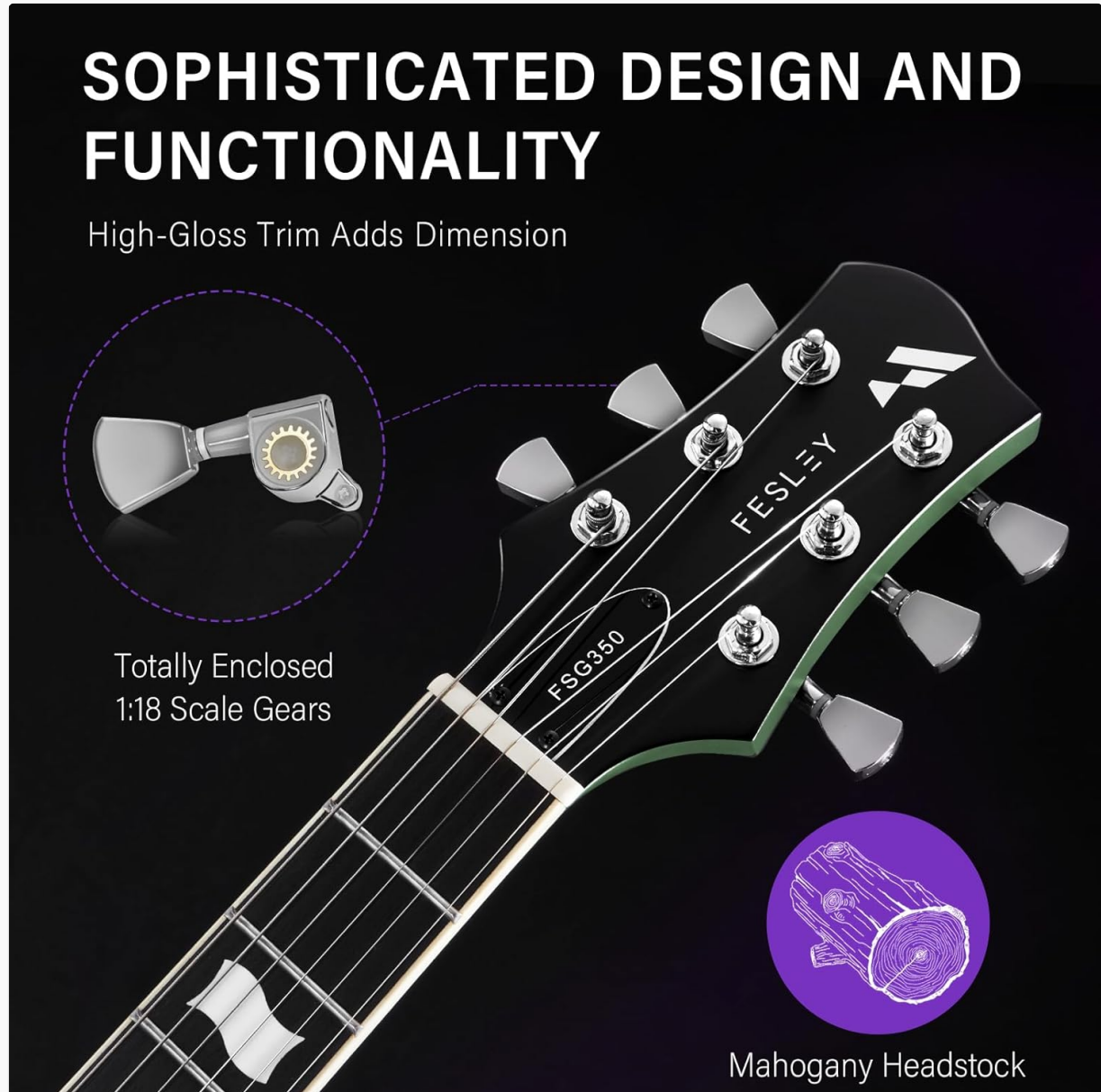


Figure 2.3: Detailed view of the Fesley Electric Guitar Model 350 headstock and tuners.

The image provides a close-up of the headstock, showcasing the Fesley branding, the FSG350 model designation, and the precision 1:18 sealed-gear tuners.

Neck and Fingerboard:

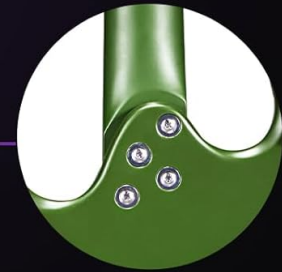

The curved neck joint is expertly designed for seamless access to higher frets, promoting optimal finger positioning and enhanced comfort. The rosewood fingerboard features wavy white acrylic inlays and is buffed for smoothness, preventing fret ends from causing discomfort during play. It has 22 frets and a 24.75-inch scale length, ensuring intonation accuracy for various playing styles.

COMFORTABLE EXPERIENCE



C NECK PROFILE

Ergonomically Designed to Fit the Palm's Natural Curvature



CURVED HANDLE

Reduces Hand Obstruction in High Positions

Figure 2.4: Ergonomic C-shaped neck profile and curved neck joint for enhanced playability.

This image illustrates the ergonomic design of the neck joint and the C-shaped neck profile, which contributes to comfortable playing, especially in higher fret positions.

UNIQUE DESIGN

Effective Playing Area 22 Frets For All Playing Styles



Figure 2.5: Rosewood fingerboard with 22 frets and unique wavy acrylic inlays.

The image focuses on the guitar's rosewood fingerboard, highlighting its 22 frets and distinctive wavy white acrylic inlays, designed for both aesthetic appeal and functional playability.

3. OPERATION

3.1 Controls

The Fesley Electric Guitar Model 350 features dual humbucker pickups with minimalist controls for versatile tone shaping.

TONE CONTROL SYSTEM

Empowers Performers with Limitless Creative Freedom



Figure 3.1: Tone control system with Volume, Tone, and 3-Way Toggle Pickup Switch.

The image details the guitar's control layout, including the Volume knob, Tone knob, and the 3-Way Toggle Pickup Switch, which allows selection between the neck, bridge, or both humbucker pickups.

- **Volume Knob:** Adjusts the overall output level of the guitar.
- **Tone Knob:** Shapes the tonal characteristics, from bright to warm.
- **3-Way Toggle Pickup Switch:** Selects between the neck pickup (for warmer tones), bridge pickup (for brighter, more aggressive tones), or both pickups combined.

3.2 Playing

The combination of a comfortable neck, smooth fingerboard, and versatile humbucker pickups allows for a wide range of musical expression. Experiment with the controls and your playing style to discover the full potential of your Fesley guitar.

Video 3.1: Demonstration of the Fesley 39" Electric Guitar's sound and playability.

This video showcases the Fesley 39" Electric Guitar in action, providing an auditory and visual demonstration of its sound quality and how it performs during play.

4. MAINTENANCE

4.1 Tuning Stability

The 1:18 sealed-gear tuners are designed to maintain tuning stability. For optimal performance, ensure strings are properly wound around the tuning posts and stretched after installation.

4.2 Cleaning

Regularly wipe down your guitar with a soft, dry cloth after each use to remove sweat and grime. For a deeper clean, use guitar-specific cleaning products. Avoid abrasive materials that could damage the matte finish.

4.3 String Replacement

When replacing strings, use the provided wrench set for any necessary adjustments to the bridge or tuners. Replace strings one at a time to maintain neck tension. The guitar uses Alloy Steel strings.

4.4 Fretboard Care

The rosewood fingerboard may benefit from occasional conditioning with a specialized fretboard oil to prevent drying and cracking. Apply sparingly and wipe off any excess.

5. SPECIFICATIONS

Feature	Specification
Brand	Fesley
Model Number	350
Body Material	Mahogany
Top Material	Mahogany Wood
Back Material	Mahogany Wood
Neck Material Type	Mahogany
Fretboard Material	Rosewood
Number of Frets	22
Scale Length	24.75 Inches
Nut Material	Bone
Guitar Pickup Configuration	H-H (Dual Humbucker)
Guitar Bridge System	Fixed
Tuner Ratio	1:18 Sealed-Gear
String Material	Alloy Steel
Connector Type	1/4" (6.35mm) Audio Jack
Item Weight	10.68 pounds
Product Dimensions	12.52 x 1.97 x 37.65 inches
Color	Green

Hand Orientation	Right
------------------	-------

6. WARRANTY AND SUPPORT

Fesley offers a 1-Year Assurance for your peace of mind. We also provide 24-hour customer support to assist you with any questions you may have regarding your electric guitar. Whether you need help with aftermarket inquiries or music theory, we are here to support your musical journey.

7. IMPORTANT NOTES

For optimal performance and longevity, store your guitar in its gig bag when not in use, away from extreme temperature changes and humidity. Regular practice and proper care will ensure your Fesley Electric Guitar provides years of musical enjoyment.

© 2025 Fesley. All rights reserved.