

## Citizen JV1008-63E

# Citizen PROMASTER JV1008-63E Eco-Drive Watch Instruction Manual

## 1. PRODUCT OVERVIEW

Welcome to the instruction manual for your new Citizen PROMASTER JV1008-63E Eco-Drive watch. This timepiece is a 35th Anniversary Limited Edition model from the PROMASTER Land Series, designed for durability and precision. It features Citizen's innovative Eco-Drive technology, which powers the watch using any light source, eliminating the need for battery replacement.



This image displays the Citizen PROMASTER JV1008-63E watch, showcasing its robust design, gray stainless steel finish, and distinctive camouflage accents on the bezel and dial. The watch face features both analog hands and digital displays.

The PROMASTER JV1008-63E combines a rugged aesthetic with advanced functionality, making it an ideal



companion for both daily wear and outdoor adventures. Its unique camouflage pattern on the bezel and dial reflects its Land Series heritage.



## LAND シリーズ 光発電エコ・ドライブ 35 周年記念限定モデル

 **PROMASTER**

The watch is presented in an outdoor setting, emphasizing its suitability for adventurous activities. The camouflage pattern on the bezel and dial blends with the natural backdrop.

## 2. KEY FEATURES

- **Caliber:** U822 [008MS07]
- **Accuracy:**  $\pm 15$  seconds/month
- **Light-powered:** Eco-Drive technology, approximately 3 years power reserve (when power save is activated)
- **Functions:** LED perpetual calendar, light level indicator, time difference setting function, chronograph function (1/100 seconds, 40-hour counter)
- **Water Resistance:** 20 ATM (200 meters)
- **Dimensions:** Thickness: 14.0mm, Width: 43.9mm
- **Glass:** Sapphire glass (anti-reflective coating)
- **Case:** Stainless steel plated (gray color)

- **Band:** Stainless steel plated (gray color) with three-fold push type clasp, 22.0mm width. Includes a polyester replacement band.
- **Additional Specifications:** Class 1 antimagnetic, luminous hands and indexes, dial parts made from recycled materials, rotating ring with simple compass.



## LANDシリーズの限定モデル

テーマは「ジャングル」ブラックやモノトーンを  
基調にした無骨でワイルドな印象のデザイン

A detailed close-up of the watch face reveals the luminous hands and markers, the digital display for calendar and time, and the various sub-dials and indicators, including the Eco-Drive power reserve and WR 200m rating.

### 3. Eco-Drive TECHNOLOGY

Your Citizen PROMASTER JV1008-63E is equipped with Eco-Drive technology, a proprietary system that converts light into energy. This energy is stored in a permanently rechargeable power cell, ensuring your watch runs continuously without the need for battery replacement.

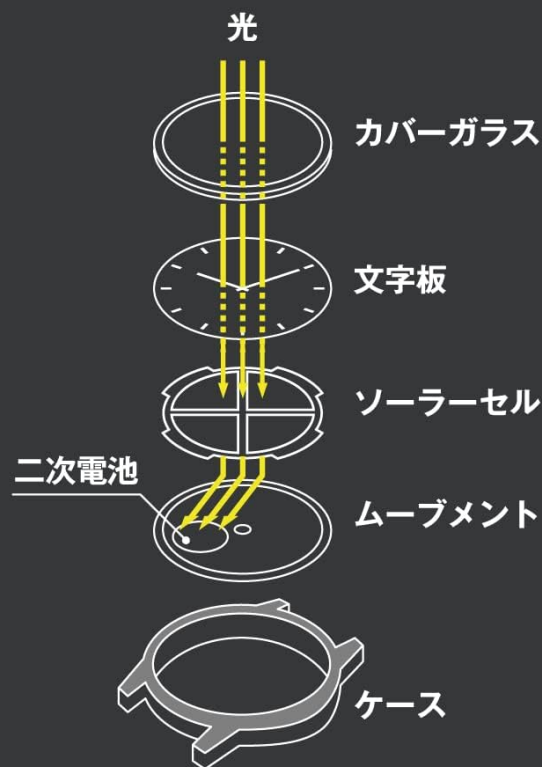
Your browser does not support the video tag.

This animated video provides a clear explanation of Citizen's Eco-Drive technology. It illustrates how both natural and artificial light are absorbed by the watch's dial, converted into electrical energy, and stored in a rechargeable power cell. This process eliminates the need for battery replacement, ensuring the watch runs continuously as long as it's exposed to light.



# 光発電エコ・ドライブ

光で動くから、  
定期的な  
電池交換  
いらず。



This diagram visually explains how the Eco-Drive system works, showing light passing through the cover glass and dial to reach the solar cell, which converts it into energy stored in a secondary battery to power the movement.

## 4. INITIAL SETUP

### 4.1. Charging the Watch

Before initial use, ensure your watch is fully charged. Expose the watch dial to a bright light source (natural sunlight is ideal) for several hours. The light level indicator on the dial can help you monitor the charging status. Avoid placing the watch in direct sunlight for extended periods in extremely hot conditions to prevent overheating.

### 4.2. Setting Time and Date

1. Pull the crown out to the time setting position.
2. Rotate the crown to set the desired time.
3. Push the crown back in to start the watch.
4. For the perpetual calendar, refer to the detailed instructions in the full user manual for specific adjustment procedures, as it automatically adjusts for month lengths and leap years.

### 4.3. Band Adjustment

The watch comes with a gray stainless steel plated bracelet. For proper fit, links may need to be added or removed by a professional jeweler. An additional camouflage pattern polyester replacement band is included, which can be easily interchanged using the spring bar type attachment.



※替えバンドは、強い光や熱に長時間さらされると変色する可能性があるためご注意ください

## カモフラージュ柄の替えバンド

用途によって使分けられる替えバンド付き

This image shows the included camouflage pattern polyester replacement band, offering an alternative style and fit for the watch. It features a spring bar type attachment.

## 5. OPERATING YOUR WATCH

### 5.1. Basic Timekeeping

Once set, the watch will maintain accurate time using its Eco-Drive movement. The luminous hands and indexes ensure visibility in low-light conditions.

### 5.2. Using the Chronograph

The watch features a chronograph capable of measuring up to 1/100 seconds and a 40-hour counter. Specific button

operations for starting, stopping, and resetting the chronograph are detailed in the comprehensive user manual.

### 5.3. Perpetual Calendar

The LED perpetual calendar automatically adjusts for the correct date, including leap years, once it has been properly set. This feature ensures you always have the accurate date displayed.

### 5.4. Light Level Indicator

The light level indicator on the dial provides feedback on the intensity of the light currently charging your watch, helping you ensure optimal power generation.

### 5.5. Time Difference Setting Function

This function allows for easy adjustment to different time zones, making the watch convenient for travelers. Consult the full manual for detailed instructions on utilizing this feature.

### 5.6. Using the Rotating Bezel Compass

The rotating ring on the bezel features a simple compass function. By aligning the current hour hand with the sun (in the Northern Hemisphere), you can determine approximate cardinal directions. For precise usage, refer to the detailed instructions in the full user manual.

Your browser does not support the video tag.

This video showcases the capabilities of a Citizen PROMASTER Altichron watch, a model within the PROMASTER series. It highlights features such as the altimeter, which measures altitude from -1,000 to 32,000 feet, a power reserve indicator, and an electronic compass. The video features a person engaging in rock climbing, demonstrating the watch's ruggedness and utility in adventurous environments. While not the exact model, it illustrates core PROMASTER Land series functionalities.

## 6. MAINTENANCE AND CARE

---

### 6.1. Eco-Drive Charging

To ensure continuous operation, regularly expose your watch to light. If stored in darkness for extended periods, the power reserve may deplete, causing the watch to stop. A full charge can last approximately 3 years with power save activated.

### 6.2. Water Resistance

Your watch has a water resistance rating of 20 ATM (200 meters), making it suitable for swimming, snorkeling, and recreational diving. Always ensure the crown is pushed in completely before exposing the watch to water.

## 高い防水性

日常生活で  
水に濡れても  
安心。



An illustrative diagram highlights the watch's high water resistance, indicating its suitability for various water-related activities and daily exposure to moisture.

### 6.3. Cleaning

Clean your watch regularly with a soft, damp cloth. For metal bands, a soft brush can be used to remove dirt from between the links. Avoid using harsh chemicals or abrasive materials.

### 6.4. Antimagnetic Properties

The watch is Class 1 antimagnetic, providing protection against magnetic fields encountered in daily life. However, avoid prolonged exposure to strong magnetic sources to maintain optimal accuracy.

## 7. TROUBLESHOOTING

- **Watch Not Running:** Ensure the watch is adequately charged by exposing it to bright light. If it still doesn't run, it may require professional inspection.
- **Incorrect Time/Date:** Refer to Section 4.2 for basic time and date setting. For complex adjustments like the perpetual calendar or time difference, consult the full user manual.



- **Condensation Under Crystal:** If condensation appears under the crystal and does not dissipate quickly, it may indicate a breach in water resistance. Seek professional service immediately.

## 8. TECHNICAL SPECIFICATIONS

Feature	Specification
Caliber	U822 [008MS07]
Accuracy	±15 seconds/month
Power Source	Eco-Drive (Light-powered)
Power Reserve	Approx. 3 years (with power save)
Functions	LED perpetual calendar, light level indicator, time difference setting, chronograph (1/100s, 40hr)
Water Resistance	20 ATM (200 meters)
Case Thickness	14.0mm
Case Width	43.9mm
Glass	Sapphire glass (anti-reflective coating)
Case Material	Stainless steel plated (gray color)
Band Material	Stainless steel plated (gray color) and Polyester (replacement)
Clasp Type	Three-fold push type
Antimagnetic	Class 1
Special Edition	35th Anniversary Limited Edition (5,900 pieces worldwide)



## 35周年記念ロゴを刻印

裏ぶたに 35 周年記念ロゴが入った特別仕様です

The watch's case back is engraved with the special 35th Anniversary PROMASTER logo, along with details such as 'Eco-Drive', 'Sapphire Crystal', 'Stainless Steel', 'W.R. 20BAR', and the movement caliber U822-008MS07.

文字板・ベゼルにも  
カモフラージュ柄を施し  
自然の中で生きる生命力を  
表現しています



The watch is shown on a person's wrist, demonstrating its fit and appearance. The camouflage pattern on the dial and bezel is visible, complementing the outdoor theme.







## 9. WARRANTY AND CUSTOMER SUPPORT

Your Citizen PROMASTER JV1008-63E watch comes with a full 5-year Citizen UK warranty, providing peace of mind regarding its reliability and craftsmanship. This warranty covers manufacturing defects under normal use.

For warranty claims, service, or any technical assistance, please contact Citizen Customer Support through their official website or authorized service centers. Ensure you retain your proof of purchase for warranty validation.



Related Documents - JV1008-63E

	<p><a href="#">Citizen Eco-Drive Watch Instruction Manual</a></p> <p>Comprehensive instruction manual for Citizen Eco-Drive watches, detailing features like radio-controlled time, Eco-Drive power, world time, alarm, chronograph, and perpetual calendar. Includes important safety precautions and operational guidance.</p>
	<p><a href="#">Citizen Eco-Drive Watch Instruction Manual - Features, Operation, and Care</a></p> <p>Comprehensive instruction manual for Citizen Eco-Drive watches, covering features, charging, time setting, chronograph functions, water resistance, safety precautions, and troubleshooting. Learn how to operate and maintain your Citizen watch.</p>
	<p><a href="#">Citizen Eco-Drive Watch Instruction Manual (Cal. E81*/E82*)</a></p> <p>This comprehensive instruction manual provides details on operating and maintaining Citizen Eco-Drive watches, specifically models featuring Calibers E81* and E82*. Learn about solar charging, watch functions, specifications, and essential precautions.</p>
	<p><a href="#">Citizen Eco-Drive Watch Instruction Manual: Cal. E81*/E82*</a></p> <p>Comprehensive guide to operating Citizen Eco-Drive watches, models E81* and E82*. Learn about solar charging, setting time, calendar, chronograph, alarm, and maintenance procedures.</p>
	<p><a href="#">Citizen Eco-Drive E81*/E82* Watch Operating Instructions</a></p> <p>Comprehensive operating instructions and specifications for Citizen Eco-Drive watches, models E81* and E82*. Learn about charging, time setting, calendar functions, chronograph, alarm, and maintenance.</p>
	<p><a href="#">Citizen Eco-Drive Watch Instruction Manual</a></p> <p>Comprehensive instruction manual for the Citizen Eco-Drive watch, detailing features like Eco-Drive technology, radio signal reception, city selection, and safety guidelines. Learn to operate and maintain your timepiece.</p>