

## FOXBOX FV6

# FOXBOX FV6 Smartwatch User Manual

Model: FV6

## INTRODUCTION

The FOXBOX FV6 Smartwatch is a robust and feature-rich device designed for active lifestyles. It boasts a large 1.85-inch IPS Ultra Screen, an integrated LED flashlight, IP68 waterproof rating, and comprehensive health monitoring capabilities including 24-hour heart rate tracking. With Bluetooth calling, notification management, and over 100 sports modes, the FV6 Smartwatch keeps you connected and informed, whether you're exploring the outdoors or managing daily tasks.



The FOXBOX FV6 Smartwatch, featuring its prominent 1.85-inch display and rugged design.

## What's in the Box

- 1X Smartwatch
- 2 X Silicone Strap
- 1 X Charging Cable
- 1 X User Manual

## Specifications

Brand	FOXBOX
Model	FV6
Screen Size	1.85 Inches IPS HD
Operating System	FitCloudPro
Battery Capacity	730 mAh Lithium Polymer
Connectivity	Bluetooth 5.0
Waterproof Rating	IP68
Special Features	Touchscreen, Weather Forecast, Alarm Clock, Phone Call, Notifications, LED Flashlight, Heart Rate Monitoring, Blood Oxygen Monitoring, Sports Modes, Sleep Monitoring, Find Phone, Voice Assistant



Screen:	IPS 1.85 inch 360*360 pixels
Bluetooth version:	BLE 5.0
Battery capacity:	730 mAh
Controller chip:	Realtek8773EWE-VP
System:	Android 4.4+ ; iOS 8.0+
App:	FitCloudPro
More:	LED flashlight, IP68 Waterproof

Detailed dimensions and technical specifications of the FOXBOX FV6 Smartwatch.

## SETUP GUIDE

### 1. Charging the Smartwatch

Before first use, fully charge your smartwatch. Connect the included 2.5mm pitch magnetic charging cable to the metal contacts on the back of the watch. Connect the other end to a USB 5V 1A charging head or a computer's USB port. A full charge typically takes 3 hours. Ensure you use a 5V 1A output charger to prevent improper charging or damage.

If the smartwatch is not used for a long time, charge it to between 20% and 80% every 30 days to prevent deep discharge. If it has been uncharged and off for an extended period, charge it for at least 30 minutes before attempting to turn it on.

## 2. App Installation (FitCloudPro)

Scan the QR code displayed on the smartwatch or in the user manual to download the 'FitCloudPro' app from your device's app store (compatible with Android 5.0+ and iOS 9.0+).

## 3. Device Pairing

1. Open the 'FitCloudPro' app on your smartphone.
2. Sign in or create a profile, providing necessary personal information (date of birth, gender, height, weight) for accurate health tracking.
3. Navigate to the device section within the app and select 'Add Peripheral'.
4. Ensure Bluetooth is enabled on your smartphone and the smartwatch is nearby. The app will search for available devices.
5. Select 'K66' (or the corresponding device name) from the discovered devices list to initiate pairing.
6. Confirm the phone binding request on your smartwatch screen.
7. Allow 'FitCloudPro' to use Bluetooth and receive notifications from your iPhone (if applicable) when prompted.

Official video demonstrating the connection process for the FOXBOX FV6 Smartwatch with the FitCloudPro app.

## 4. Notification Management

Within the 'FitCloudPro' app, go to 'Push Notifications' and enable permissions for calls, SMS, email, and other desired applications like WhatsApp, Facebook, Twitter, Instagram, TikTok, LinkedIn, LINE, YouTube, and Skype. Ensure 'FitCloudPro' is running in the background on your phone for notifications to be received by the smartwatch.

# OPERATING THE SMARTWATCH

## 1. Navigation

The smartwatch features a responsive 1.85-inch HD IPS touchscreen for easy navigation. Swipe through menus, tap icons to select functions, and use the physical buttons for quick access to features like the LED flashlight or to return to the home screen.



# 1.85" HD Large Screen

Crossing boundaries, large-screen watches lead the new visual trend.



360\*360 High Resolution



Super Wide Viewing Angle



Ultra Wide Color Gamut



The 1.85-inch HD IPS display provides a clear and expansive view for easy interaction.

## 2. Bluetooth Calling & Communication

Once connected to your smartphone via Bluetooth, you can make, answer, and reject calls directly from your smartwatch. You can also view call history and save up to 10 contacts. The smartwatch includes a built-in microphone for clear communication. Note that you cannot reply to messages directly from the smartwatch.

# Bluetooth Calling

Communicate anytime via smart watch



Communicate effortlessly with Bluetooth calling and receive app notifications directly on your wrist.

Demonstration of various functions of the FOXBOX FV6 Smartwatch, including calling and notifications.

## 3. Health Monitoring

The FV6 Smartwatch is equipped with advanced sensors for 24-hour heart rate monitoring, blood oxygen saturation (SpO2), and blood pressure tracking. These features provide real-time data to help you monitor your general health and fitness. *Note: This product is not a medical device and cannot provide medical data. Data is for general health and fitness purposes only and is provided for reference. Consult your physician for medical data needs.*



# Health Monitoring

Real-time monitoring of your heart rate status, for you to find out in time when the body is not suitable for the heart rate abnormal beating, more concerned about your heart health.



Real-time monitoring of heart rate, blood oxygen, and blood pressure for comprehensive health insights.

## 4. Sports Modes

With support for over 100 sports modes, including running, cycling, basketball, golf, and soccer, the smartwatch provides professional exercise data such as calorie consumption, steps, and distance. This helps you effectively plan and track your workouts.



# 133 Sports Modes



Heart Rate



Distance



Time



Steps



Calories



Track your performance across a wide range of activities with over 100 dedicated sports modes.

## 5. LED Flashlight

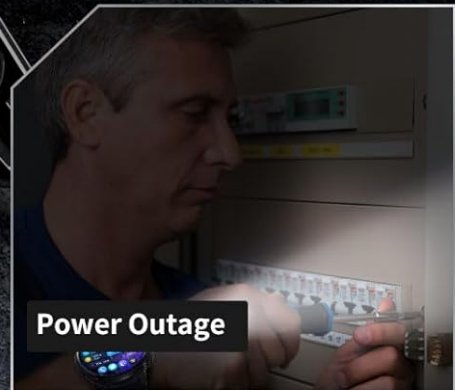
The smartwatch is equipped with super bright LED beads, providing a strong flashlight function. This is useful for outdoor activities at night, during power outages, or when trying to find items in low-light conditions. *Note: Do not direct the light towards eyes.*

# LED Strong Flashlight

Whether it's for outdoor sports at night or indoor living lighting, help you light up every corner.




Outdoor activities at night



Power Outage



Finding Things

 Note: Do not direct the light towards eyes.

The integrated LED flashlight provides convenient illumination in various situations.

## 6. Other Smart Features

- **Music Control:** Control music playback on your connected smartphone directly from your wrist.
- **Voice Assistant:** Access your phone's voice assistant for hands-free commands.
- **Weather Forecast:** Get real-time weather updates. Ensure 'Weather Reports' is enabled in the FitCloudPro app.
- **Sleep Monitoring:** Track your sleep patterns and quality.
- **Find Phone:** Use the smartwatch to locate your misplaced smartphone.
- **Timer & Alarm Clock:** Set timers and alarms for daily organization.
- **Calculator:** Perform basic calculations on the go.
- **Sedentary & Water Reminders:** Receive prompts to move and stay hydrated throughout the day.
- **Camera Control:** Remotely control your phone's camera to take photos.



A video showcasing the real-world experience and various smart features of the FOXBOX FV6 Smartwatch.

## 7. Watch Faces

The smartwatch comes with 6 built-in watch face styles, and over 180 additional options are available in the 'FitCloudPro' app's watch face marketplace. You can also create custom watch faces using images from your personal photo album.



Customize your smartwatch with over 180 personalized dials or create your own using photos.

## MAINTENANCE

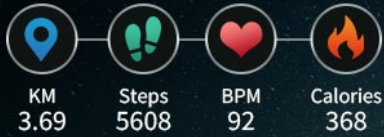
### 1. Water Resistance (IP68)

The smartwatch has an IP68 waterproof rating, making it resistant to splashes, rain, and dust. However, it is important to note the following limitations to ensure long-term durability:

- Avoid wearing the device in deep water, such as scuba diving.
- Do not use in hot tubs, saunas, or environments with large amounts of water vapor, as this can damage waterproof performance.
- Avoid contact with salt water, soapy water, alcohol, and/or heated liquids, as these can corrode the device.
- Do not use the watch buttons underwater.
- Not suitable for high-speed water activities like jumping into pools, diving, or water skiing.

# 100+ SPORTS MODES

24 hours to record your sports data, such as calorie consumption, steps, distance, etc.



The smartwatch is built for durability with military-grade quality and IP68 water resistance.

## 2. Cleaning

Regularly clean your smartwatch and strap with a soft, dry cloth. If necessary, use a slightly damp cloth and dry thoroughly. Avoid harsh chemicals or abrasive materials.

## TROUBLESHOOTING

- **Weather Forecast Inaccuracy:** After connecting your phone and watch via Bluetooth, ensure you open the 'Weather Reports' button in the 'FitCloudPro' app to get accurate local weather forecasts.
- **Notifications Not Received:** Allow all notification permissions (WhatsApp, Facebook, Twitter, Phone, SMS, etc.) in the 'FitCloudPro' app. Make sure notifications appear in your phone's notification bar and that 'FitCloudPro' is running in the background.
- **Smartwatch Not Charging/Turning On:** Ensure you are using the correct 2.5mm pitch magnetic charging cable and a 5V 1A charger. If the watch has been uncharged for a long time, it may enter a low voltage state; charge it for at least 30 minutes before attempting to turn it on.
- **'Find Phone' Function:** The smartwatch does include a 'Find Phone' function. If you are unable to locate it, ensure your watch is properly connected to your phone via Bluetooth and check the smartwatch's menu for the 'Find Phone' icon.

## WARRANTY AND SUPPORT






The FOXBOX FV6 Smartwatch comes with a 2-year guarantee. For any questions about the product, please get in touch directly via Amazon or the contact information provided on the Service Card included with your

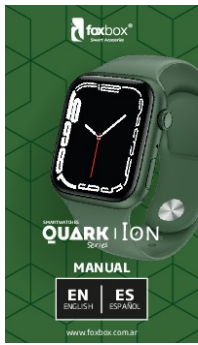


purchase.

© 2024 FOXBOX. All rights reserved.

Related Documents - FV6

	<p><a href="#">Foxbox Quark Helix Smartwatch User Manual</a></p> <p>Comprehensive user manual for the Foxbox Quark Helix smartwatch, detailing setup, device connection, features like heart rate monitoring, sports modes, Bluetooth calls, and essential maintenance and precautions.</p>
	<p><a href="#">Foxbox QUARK   NEON 3.0 Smartwatch User Manual</a></p> <p>Comprehensive user manual for the Foxbox QUARK   NEON 3.0 smartwatch, covering setup, features, specifications, and maintenance. Learn how to connect, use sports modes, monitor health, and more.</p>
	<p><a href="#">Foxbox QUARK NEON 3.0 Smartwatch User Manual</a></p> <p>User manual for the Foxbox QUARK NEON 3.0 smartwatch, covering setup, functions, specifications, and precautions.</p>
	<p><a href="#">Foxbox NUMA Smartwatch User Manual: Features, GPS, and Functions</a></p> <p>Comprehensive user manual for the Foxbox NUMA smartwatch, covering device description, GPS functionality, health measurements, connectivity, outdoor features, and technical specifications.</p>
	<p><a href="#">FOXBOX 2025 Smart Wristband User Manual</a></p> <p>Comprehensive user manual for the FOXBOX 2025 smart wristband, covering setup, pairing, charging, specifications, troubleshooting, and precautions.</p>



### [Foxbox Quark ION Series Smartwatch User Manual](#)

Comprehensive user manual for the Foxbox Quark ION Series smartwatch, covering setup, features, specifications, and maintenance.