

[Manuals.plus](#) /

> [TCL](#) /

> TCL 55-Inch Class NXTVISION Series QLED 4K UHD Google Smart TV Canvas Style Art Frame TV - QLED, 120hz, Matte Anti-Glare Screen, Free Bezel and Frame, Atmos, Free Art Included (55A300W, 2024 Model) 55 inches TV only

TCL 55A300W

TCL NXTVISION Series QLED 4K UHD Google Smart TV User Manual

Model: 55A300W

INTRODUCTION

This manual provides comprehensive instructions for the setup, operation, maintenance, and troubleshooting of your TCL 55-Inch Class NXTVISION Series QLED 4K UHD Google Smart TV. Please read this manual thoroughly before using your television to ensure proper and safe operation.




Figure 1: TCL 55-Inch Class NXTVISION Series QLED 4K UHD Google Smart TV.

1. Unboxing and Package Contents

Carefully remove all components from the packaging. Verify that all items listed below are present. Keep packaging materials for future transport or service needs.

- TCL NXTVISION TV Unit
- Flush Wall Mount (pre-installed or included separately)
- Light Wood Color Frame + Screws
- Power Cable
- TV Remote + Batteries (2 AAA)
- Quick Start Guide
- User Manual (this document)

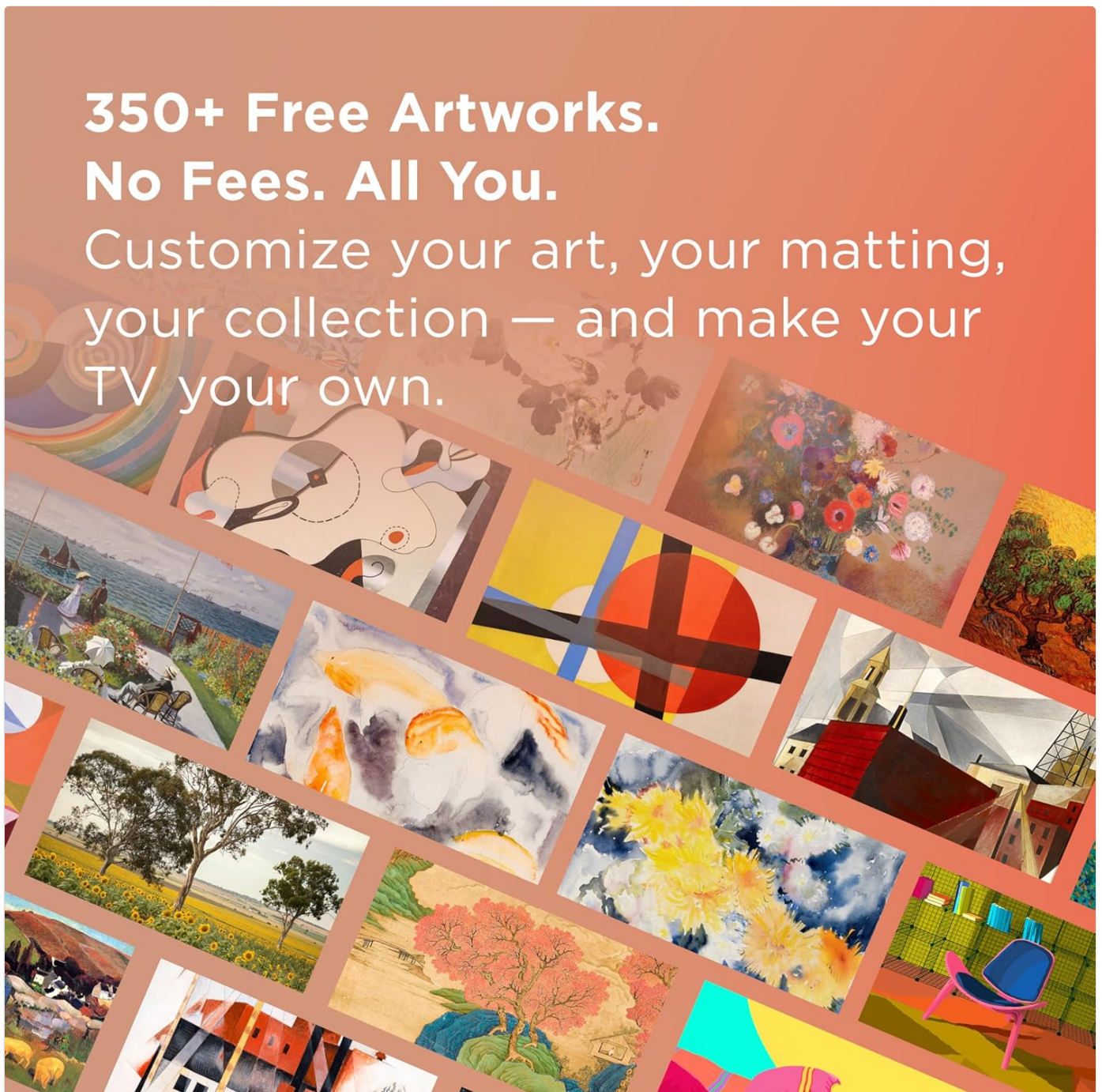


Figure 2: Package Contents and TV Dimensions. Note that table stands are sold separately.

2. Mounting Options

Your NXTVISION TV is designed for versatile placement. It includes a flush wall mount for a seamless art-frame look. Optional table feet and movable floor stands are sold separately.



Figure 3: Various display configurations including wall mount, table feet (sold separately), and movable floor stand (sold separately).

2.1 Wall Mounting (Recommended)

The included ultra-thin wall mount allows the TV to sit flush against the wall, creating a gallery-like appearance. This mount is proprietary and not compatible with standard VESA mounts. Ensure the wall can support the TV's weight (approximately 36.6 pounds for the 55-inch model).



Figure 4: Seamless wall mounting for a zero-gap flush finish.

2.2 Attaching the Bezel and Frame

The TV comes with an off-white bezel and an additional light wood magnetic frame. These can be easily snapped on or off to match your interior design without tools.

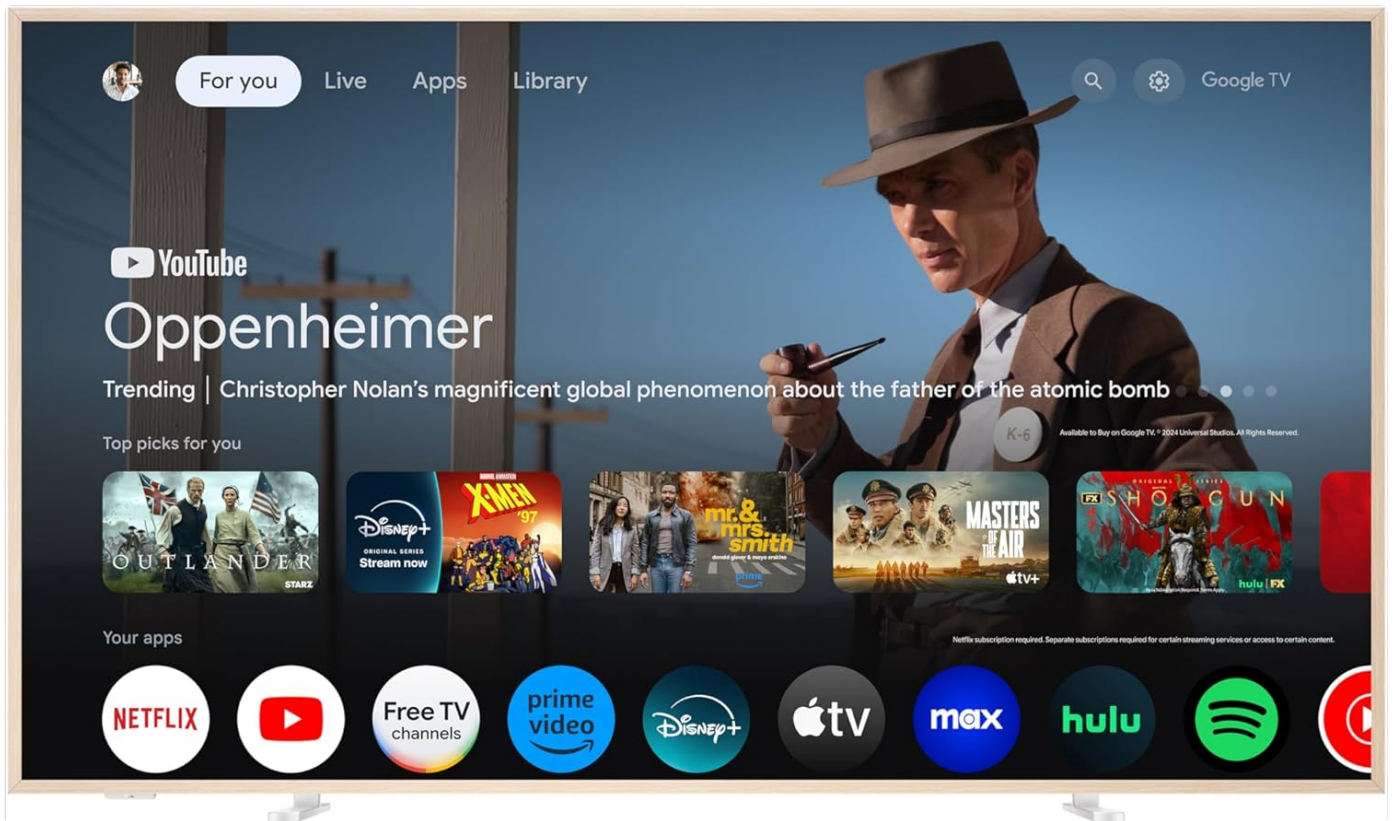


Figure 5: Attaching the light wood frame to the off-white bezel.

3. Power and Initial Connection

Connect the power cable to the TV and then to a wall outlet. Insert the included AAA batteries into the remote control. Follow the on-screen instructions for the initial setup, including network connection and Google TV account login.

OPERATING YOUR TV

1. Google TV Interface and Voice Remote

Your TCL NXTVISION TV operates on the Google TV platform, providing access to streaming apps, live TV, and a personalized content library. The included voice remote allows for easy navigation and voice commands.

Display It Your Way

One TV. Endless ways to express your style.

Included Seamless Wall Mount



Table Feet
(Sold Separately)



Moveable Floor Stand
(Sold Separately)

Figure 6: Google TV interface and voice remote for easy content access.


2. Art Mode and Gallery Features

Transform your TV into a personal art gallery with the built-in Art Library and AI Art features. Access over 350 free artworks and generate AI-inspired pieces. Multiple matte options are available to customize the display.

TCL

55" Class NXTVISION TV

Model:
55A300W



Dimensions:

TV with Stand:
48.46" x 28.66" x 13.70"

TV without Stand:
48.46" x 28.23" x 1.10"

What's in the Box:

- TCL NXTVISION TV with Google TV
- Flush Wall Mount Bracket
- Light Wood Color Frame + Screws
- Power Cable
- TV Remote + Batteries
- Quick Start Guide

*NXTVISION TV shown with light wood frame;
product bezel color is off-white.
*Features and specifications subject to change.
*Remote preset buttons can vary by region.

Figure 7: Explore over 350 free artworks to customize your TV display.

Ultra-Matte, ultra real art

Anti-glare screen for an authentic art-like view — anytime, anywhere.



Figure 8: Access 100,000+ AI artworks, inspired by various styles.

3. Picture Quality Features

The NXTVISION TV features QLED PRO Quantum Dot technology for enhanced color and realism, HDR ULTRA with Dolby Vision IQ for superior contrast, and a powerful AIPQ PRO Processor for optimized 4K HDR. The Ultra Matte Anti-Glare Screen minimizes reflections for an authentic art-like view.

World's thinnest "all-in-one" TV

Minimalist by design. Powerful by performance.



Figure 9: QLED with Quantum Dot technology for more color and realism.

Google TV + Voice Remote

Just say it. Stream it. Everything you love, made easy.

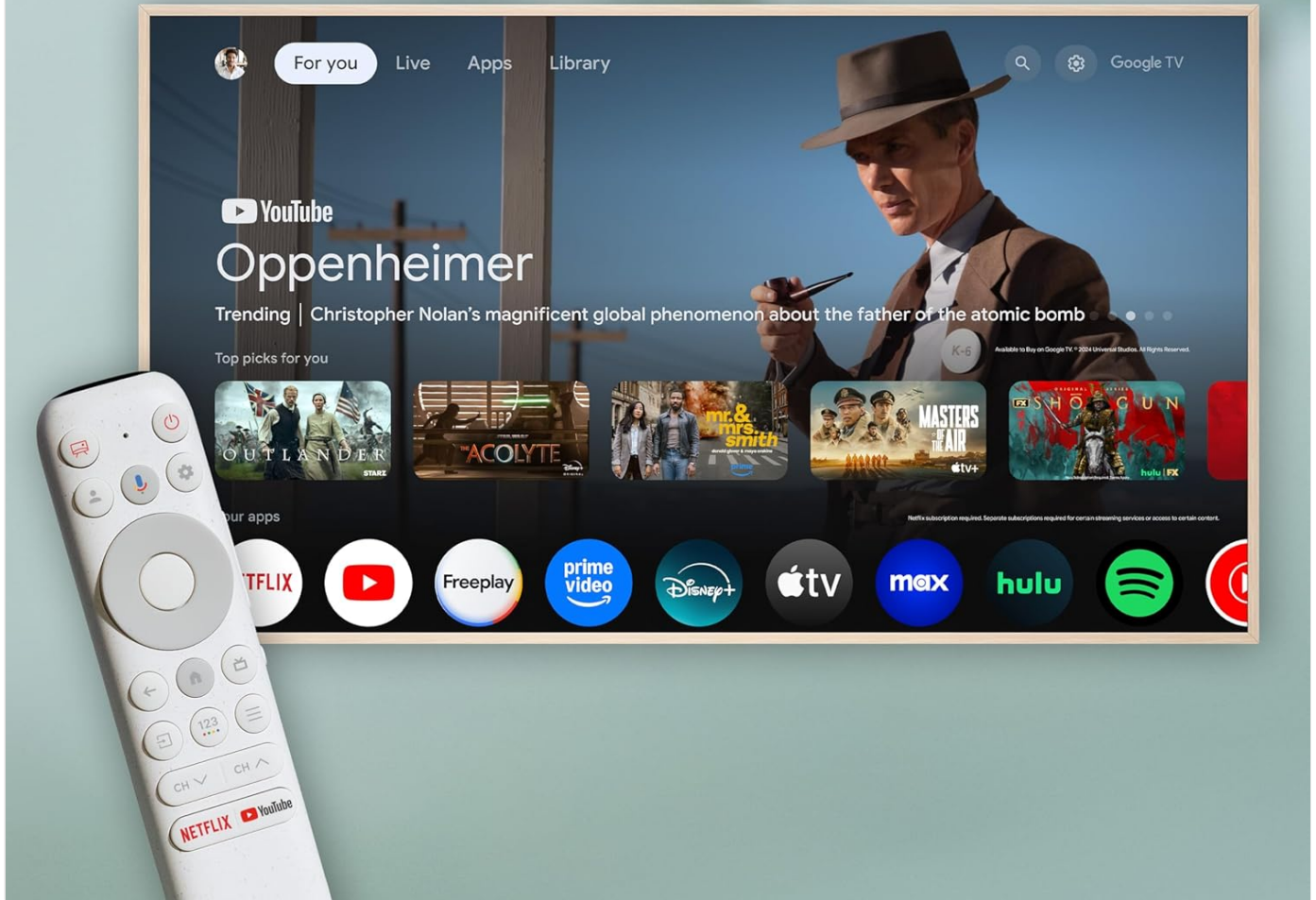


Figure 10: Ultra-Matte Anti-Glare Screen for an authentic art-like viewing experience.

4. Gaming and Performance

Experience smooth and responsive gameplay with a 120Hz refresh rate and AMD FreeSync Premium, which reduces input lag and screen tearing. Game Accelerator 240 and Auto Game Mode further optimize your gaming experience.

Style that changes with you

Off-white bezel. Light wood frame included. Style it your way — no tools, no hassle.




Figure 11: 120Hz Panel Refresh Rate for crisp, blur-free motion.




Figure 12: AMD FreeSync Premium for ultra-low input lag and no screen tearing.

5. Audio Features

The NXTVISION TV provides immersive audio with Dolby Atmos and DTS Virtual:X. An Enhanced Dialogue Mode boosts speech clarity and reduces background noise.

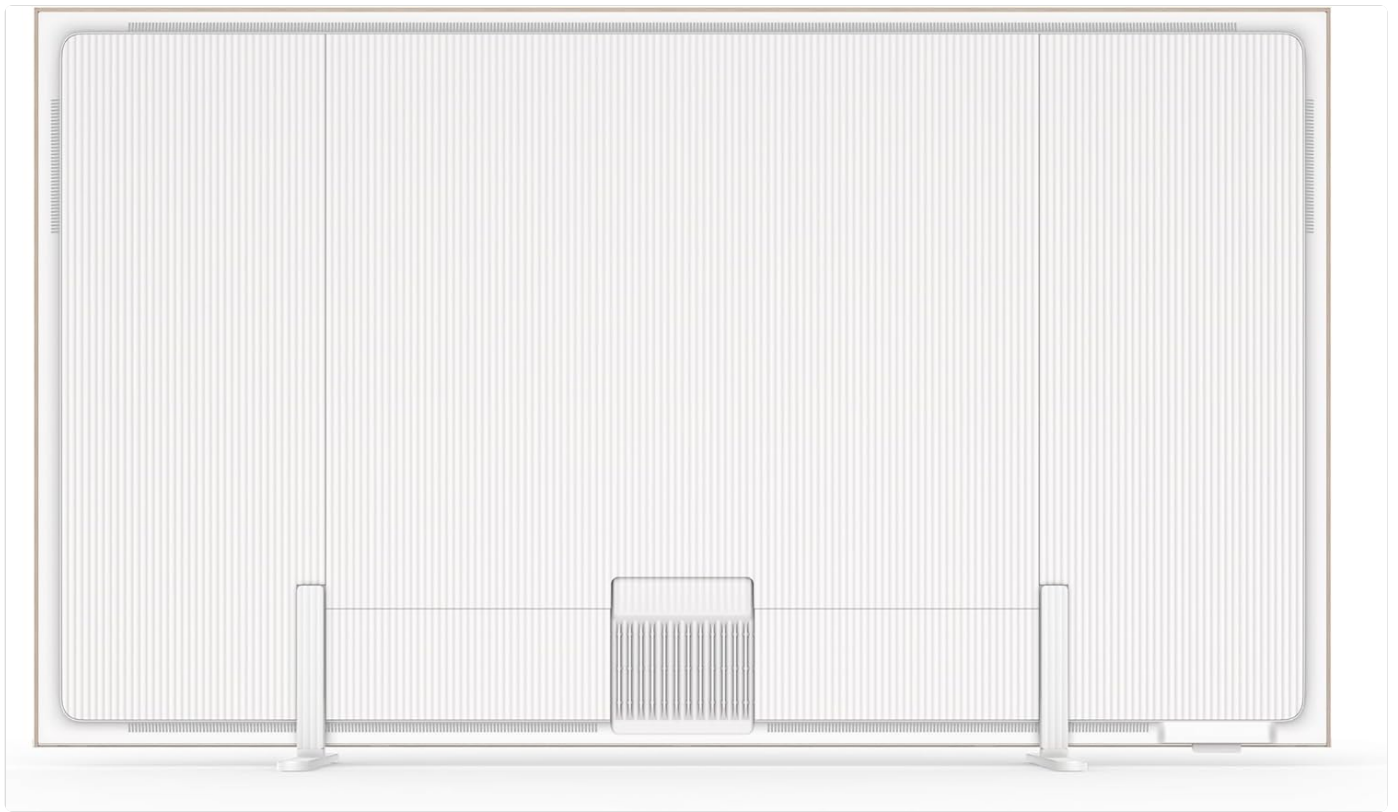


Figure 13: Dolby Atmos Audio for immersive, spatial sound.






Figure 14: Enhanced Dialogue Mode for clearer voices.

6. Smart Features and Connectivity

Stream content directly from your phone, tablet, or computer using built-in Google Chromecast. The TV also integrates seamlessly with Amazon Alexa, Google Assistant, and Apple HomeKit for smart home control.





Figure 15: Smart features with Google Cast for easy content sharing.

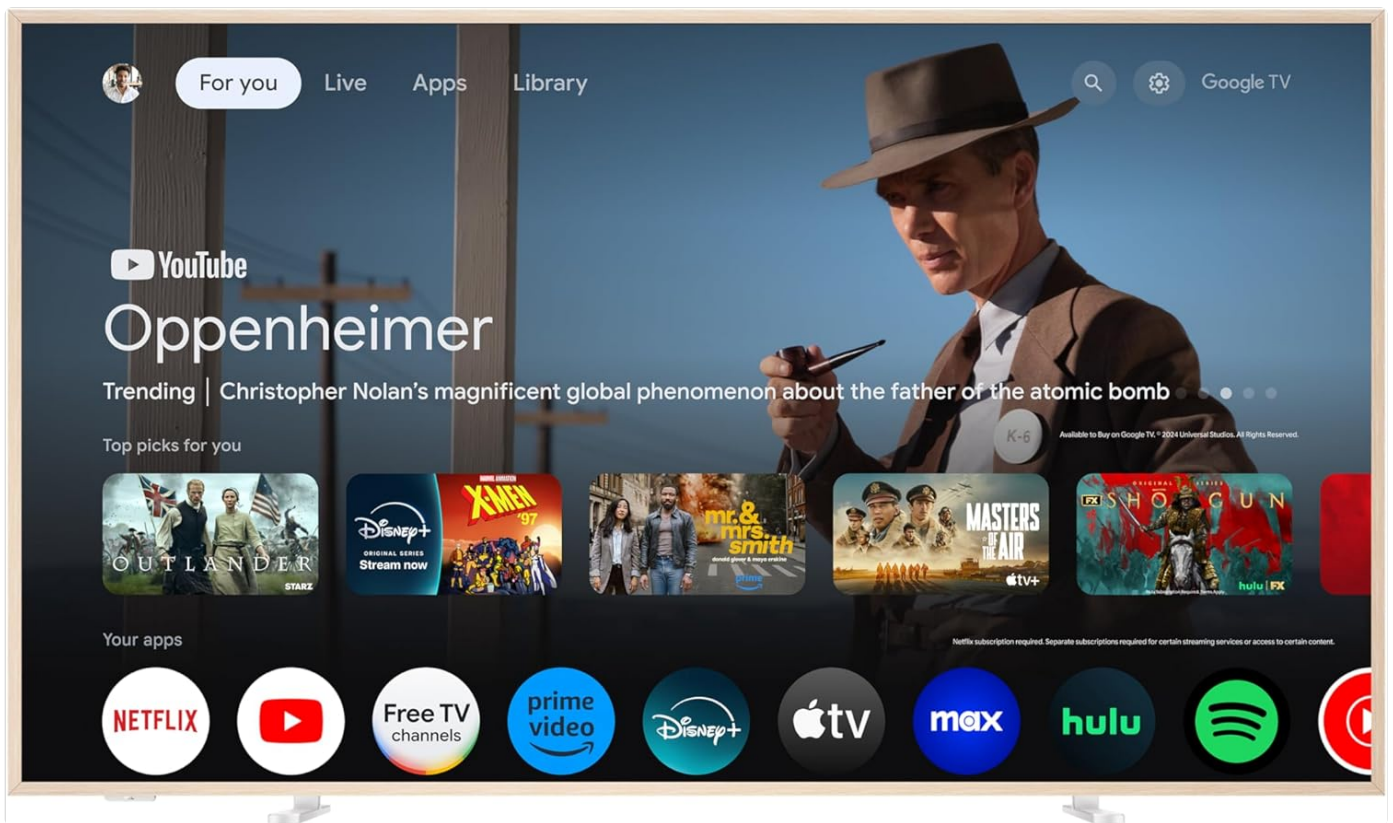


Figure 16: Compatibility with Amazon Alexa, Google Assistant, and Apple HomeKit.

MAINTENANCE

1. Cleaning the Screen

To clean the matte anti-glare screen, gently wipe it with a soft, lint-free cloth. For stubborn marks, slightly dampen the cloth with water or a screen-specific cleaning solution. Avoid using harsh chemicals, abrasive materials, or direct spraying onto the screen.

2. General Care

Keep the TV free from dust by regularly wiping the frame and back panel with a dry, soft cloth. Ensure proper ventilation around the TV to prevent overheating. Avoid placing the TV in direct sunlight or near heat sources.

TROUBLESHOOTING

If you encounter issues with your TCL NXTVISION TV, refer to the following common solutions. If the problem persists, contact customer support.

Problem	Possible Cause	Solution
No Power	Power cable disconnected; outlet issue.	Check power cable connection; try a different outlet.
No Picture / Distorted Picture	Incorrect input source; loose HDMI cable; resolution mismatch.	Verify input source; re-seat HDMI cables; adjust display settings.
No Sound / Low Sound	Volume too low; mute activated; external audio device issue.	Increase volume; check mute status; verify external audio connections.

Problem	Possible Cause	Solution
Remote Not Responding	Dead batteries; obstruction; remote out of range.	Replace batteries; remove obstructions; ensure direct line of sight.
Network Connectivity Issues	Wi-Fi signal weak; incorrect password; router issue.	Check Wi-Fi signal strength; re-enter password; restart router.

SPECIFICATIONS

Feature	Detail
Brand	TCL
Model Number	55A300W
Screen Size	55 Inches (140 cm diagonal)
Display Technology	4K UHD, Enhanced QLED
Resolution	4K (3840 x 2160)
Refresh Rate	120 Hz
Special Features	Dolby Atmos, Google TV, Matte-Anti Glare Screen, AI Art, Art Library, AMD FreeSync Premium
Audio	Built-In Speakers, Dolby Atmos, DTS Virtual:X, Enhanced Dialogue Mode
Connectivity	Ethernet, HDMI, RF, USB, Wi-Fi, Google Chromecast
Product Dimensions (without stand)	1.1"D x 48.46"W x 28.23"H
Item Weight	36.6 Pounds
Color	Off-white
Included Components	Power Cable, Remote Control, Wall Bracket, User Manual

WARRANTY INFORMATION

TCL provides a limited warranty for its products. Please refer to the warranty card included with your product or visit the official TCL website for detailed warranty terms and conditions specific to your region and model. Keep your purchase receipt as proof of purchase for warranty claims.

Optional protection plans may be available for extended coverage. Check with your retailer or service provider for details on 4-Year Protection Plans or Complete Protect plans.

CUSTOMER SUPPORT

For technical assistance, product inquiries, or service requests, please contact TCL Customer Support through the following channels:

- **Online Support:** Visit the official TCL support website for FAQs, troubleshooting guides, and contact forms.
- **Phone Support:** Refer to your Quick Start Guide or the TCL website for regional customer service phone numbers.
- **In-App Support:** Some Google TV features may offer direct support options within the interface.

When contacting support, please have your TV's model number (55A300W) and serial number ready.

PRODUCT VIDEOS

Below are official product videos demonstrating key features and functionalities of your TCL NXTVISION TV. These videos are provided by the seller to enhance your understanding of the product.

Video content not available in provided data. If available, videos from the seller would be embedded here with a maximum width of 420px and a descriptive text.

Example:

Your browser does not support the video tag.

Description: This video would demonstrate the seamless wall mounting process of the TCL NXTVISION TV.