

Cambridge Soundworks Angle 3 Pro (fed95d1f-ed0f-48b2-ba82-6b915e90b190)

OontZ Angle 3 Pro Bluetooth Speaker Instruction Manual

Model: Angle 3 Pro (fed95d1f-ed0f-48b2-ba82-6b915e90b190)

Brand: Cambridge Soundworks

1. INTRODUCTION

The OontZ Angle 3 Pro is a high-performance portable Bluetooth speaker designed for both indoor and outdoor use. It features robust audio output, extended battery life, and a durable waterproof design, making it suitable for various environments. This manual provides essential information for setting up, operating, and maintaining your speaker.



Image 1: The OontZ Angle 3 Pro Bluetooth Speaker (left) shown alongside its multipurpose bracket and clamp mount (right).

2. KEY FEATURES

- **Superior Audio Quality:** Engineered with 40% larger custom Neodymium drivers and a 21-Watt Digital AMP, delivering crystal clear sound, rich bass, and distortion-free audio even at maximum volume.
- **Extended Battery Life:** Enjoy up to 15 hours of playtime on a full charge when set to 2/3 volume.
- **Robust Connectivity:** Advanced antenna design provides a wireless range of up to 100 feet via Bluetooth 5.0, ensuring a fast and stable connection to your smartphone, tablet, laptop, or other Bluetooth-enabled devices.
- **IPX7 Waterproof & Saltproof:** Certified IPX7 water-resistant, allowing the speaker to be submerged up to 1 meter for 30 minutes. It is also saltproof, making it ideal for beach and outdoor activities.
- **Portable Design:** Lightweight and easy to carry, featuring a unique triangular shape that allows for versatile placement.

- **Multipurpose Mounting:** Includes an official bracket and clamp mount for secure attachment to boat railings, kayaks, rod holders, handlebars, or beach umbrellas.
- **Integrated Controls:** Features touch controls for power, volume, track navigation, and Bluetooth pairing.
- **Auxiliary Input:** Supports direct connection via an auxiliary input for non-Bluetooth devices.
- **Power Bank Functionality:** The USB port can provide power to charge your iPhone, smartphone, or other devices (output up to 5V – 1A).
- **Stereo Pairing:** Connect two OontZ Angle 3 Pro speakers together for enhanced stereo sound.
- **Voice Assistant Integration:** Push a button to activate and talk to Siri on your iPhone.

3. SETUP GUIDE

3.1 Charging the Speaker

1. Locate the rubber flap on the side of the speaker.
2. Gently open the flap to reveal the USB-C charging port.
3. Connect the provided USB-C charging cable to the speaker and a compatible USB power source (e.g., wall adapter, computer USB port).
4. The LED indicator will show charging status. A full charge typically takes a few hours.
5. Once fully charged, securely close the rubber flap to maintain the IPX7 waterproof rating.

3.2 Powering On/Off

- To power on, press and hold the **Power button** (usually indicated by a circle with a vertical line) until you hear an audible cue and the LED indicator lights up.
- To power off, press and hold the **Power button** again until the speaker powers down.

3.3 Bluetooth Pairing

1. Ensure the speaker is powered on and within range of your Bluetooth device (e.g., smartphone, tablet).
2. The Bluetooth LED indicator on the speaker will flash blue, indicating it is in pairing mode.
3. On your device, go to Bluetooth settings and search for available devices.
4. Select "OontZ Angle 3 Pro" from the list.
5. Once connected, the Bluetooth LED will turn solid blue, and you will hear a confirmation tone.

3.4 Auxiliary Input Connection

- Open the rubber flap on the side of the speaker to access the auxiliary input port.
- Connect a 3.5mm audio cable (not included) from your audio source to the speaker's auxiliary input.
- The speaker will automatically switch to auxiliary mode.
- Adjust volume from both your audio source and the speaker.

4. OPERATING INSTRUCTIONS

4.1 Basic Controls

- **Volume Up/Down:** Press the '+' or '-' buttons on the speaker.

- **Play/Pause:** Press the **Play/Pause button** (triangle icon).
- **Next Track:** Press the **Next Track button** (right arrow icon).
- **Previous Track:** Press the **Previous Track button** (left arrow icon).
- **Answer/End Call:** Press the **Play/Pause button** during an incoming call.
- **Activate Voice Assistant (Siri):** Press the dedicated voice assistant button (if available, or long-press Play/Pause on some models) to activate Siri on your connected iPhone.

4.2 Stereo Pairing (Dual Speaker Mode)

For an immersive stereo experience, you can connect two OontZ Angle 3 Pro speakers together. Refer to the official OontZ app or Cambridge Soundworks website for detailed instructions on stereo pairing, as the process may vary slightly.

5. CARE AND MAINTENANCE

- **Waterproof Integrity:** Always ensure the rubber flap covering the charging and auxiliary ports is securely closed when using the speaker near water or in wet conditions to maintain its IPX7 waterproof rating.
- **Cleaning:** Use a soft, damp cloth to clean the speaker. Avoid using harsh chemicals or abrasive cleaners.
- **Battery Longevity:** To prolong battery life, avoid fully discharging the speaker frequently. Charge it regularly, and if storing for an extended period, ensure it has a partial charge (around 50%).
- **Storage:** Store the speaker in a cool, dry place away from extreme temperatures.

6. TROUBLESHOOTING

- **No Power:** Ensure the speaker is fully charged. Connect it to a power source and check the charging indicator.
- **No Sound:** Check the volume levels on both the speaker and your connected device. Ensure the speaker is correctly paired via Bluetooth or connected via auxiliary cable.
- **Bluetooth Disconnection/Pairing Issues:**
 - Ensure the speaker is within the 100-foot Bluetooth range.
 - Turn off and on the Bluetooth on your device and the speaker.
 - Forget the speaker from your device's Bluetooth list and re-pair.
 - Ensure no other devices are actively connected to the speaker.
- **Poor Sound Quality:** Ensure the speaker is not too far from your device. Check for obstructions between the speaker and your device. If using auxiliary input, try a different cable.

7. SPECIFICATIONS

Feature	Detail
Model Name	Angle 3 Pro
Speaker Type	Outdoor
Special Feature	Lightweight, Wireless Charging (referring to power bank function)
Compatible Devices	Laptop, Smartphone, Tablet

Color	Black
Is Waterproof	True (IPX7)
Control Method	Touch
Wireless Communication Technology	Bluetooth
Power Source	Battery Powered
Water Resistance Level	Waterproof
Audio Driver Type	Dynamic Driver
Bluetooth Range	100 Feet
Speaker Maximum Output Power	21 Watts
Connectivity Technology	Bluetooth
Audio Output Mode	Stereo
Mounting Type	Vehicle Mount, Handlebar
Manufacturer	Cambridge Soundworks
Item Model Number	fed95d1f-ed0f-48b2-ba82-6b915e90b190



8. WARRANTY AND SUPPORT





The OontZ Angle 3 Pro Bluetooth Speaker comes with a Limited Warranty. For specific warranty details, product support, or to register your product, please visit the official Cambridge Soundworks website or contact their customer service.

Online Support: www.TheOontZ.com



Related Documents - Angle 3 Pro (fed95d1f-ed0f-48b2-ba82-6b915e90b190)

	<p>Cambridge SoundWorks OontZ Angle Plus Motherboard Replacement Guide</p> <p>Detailed instructions for replacing the motherboard in a Cambridge SoundWorks OontZ Angle Plus Bluetooth speaker, including required tools and step-by-step procedures.</p>
	<p>Cambridge SoundWorks OontZ Angle Plus Speaker Rubber Casing Replacement Guide</p> <p>A step-by-step guide for replacing the rubber casing on the Cambridge SoundWorks OontZ Angle Plus portable speaker.</p>

<div><div><div>Cambridge SoundWorks OontZ Angle Plus</div><div>ifixit</div><div>Cambridge SoundWorks OontZ Angle Plus Speakers Replacement</div><div>This guide is here to help you learn how to replace the speakers in a Cambridge SoundWorks OontZ Angle Plus.</div><div>Written By: Daniel Price</div><div></div><div><div>This document was generated on 05/01/2017 at 05:00:00 UTC</div><div>05/01/2017 05:00:00 UTC</div><div>Page 1/2</div></div></div></div>	<p>Cambridge SoundWorks OontZ Angle Plus Speaker Replacement Guide</p> <p>A step-by-step guide for replacing the speakers in the Cambridge SoundWorks OontZ Angle Plus portable speaker, detailing tools and procedures.</p>
<div><div><div>Cambridge SoundWorks OontZ Angle Plus</div><div>ifixit</div><div>Cambridge SoundWorks OontZ Angle Plus Battery Replacement</div><div>Replace the dead or dying battery in your Cambridge SoundWorks OontZ Angle Plus.</div><div>Written By: Andrew Robinson</div><div></div><div><div>This document was generated on 05/01/2017 at 05:00:00 UTC</div><div>05/01/2017 05:00:00 UTC</div><div>Page 1/2</div></div></div></div>	<p>Cambridge SoundWorks OontZ Angle Plus Battery Replacement Guide</p> <p>A step-by-step guide to replace the battery in your Cambridge SoundWorks OontZ Angle Plus Bluetooth speaker, including necessary tools and detailed instructions for a successful repair.</p>
<div><div><div>Cambridge SoundWorks OontZ Angle Plus</div><div>ifixit</div><div>Cambridge SoundWorks OontZ Angle Plus Speaker Grill Replacement</div><div>Replace the metal grill protecting the speakers of your Cambridge SoundWorks OontZ Angle Plus.</div><div>Written By: Patrick Robinson</div><div></div><div><div>This document was generated on 05/01/2017 at 05:00:00 UTC</div><div>05/01/2017 05:00:00 UTC</div><div>Page 1/2</div></div></div></div>	<p>Cambridge SoundWorks OontZ Angle Plus Speaker Grill Replacement Guide</p> <p>Step-by-step instructions for replacing the speaker grill on a Cambridge SoundWorks OontZ Angle Plus speaker, detailing necessary tools and procedures for a successful repair.</p>
<div><div><div>Cambridge SoundWorks OontZ Angle Plus</div><div>ifixit</div><div>Cambridge SoundWorks OontZ Angle Plus Lower Casing Replacement</div><div>Remove the rubber casing from the bottom of your Cambridge SoundWorks OontZ Angle Plus.</div><div>Written By: Patrick Robinson</div><div></div><div><div>This document was generated on 05/01/2017 at 05:00:00 UTC</div><div>05/01/2017 05:00:00 UTC</div><div>Page 1/2</div></div></div></div>	<p>Cambridge SoundWorks OontZ Angle Plus Lower Casing Replacement Guide</p> <p>A step-by-step guide for replacing the lower casing of the Cambridge SoundWorks OontZ Angle Plus portable Bluetooth speaker, provided by iFixit.</p>