

Manuals+

[Q & A](#) | [Deep Search](#) | [Upload](#)

[manuals.plus](#) /

› [Brookstone](#) /

› [Brookstone BK650 Full Body 3D L-Track Technology Massage Chair Instruction Manual](#)

Brookstone BK650-BRB

Brookstone BK650 Massage Chair Instruction Manual

Full Body 3D L-Track Technology Massage Chair

1. IMPORTANT SAFETY INFORMATION

Please read all instructions carefully before using your Brookstone BK650 massage chair. Retain this manual for future reference.

This massage chair has a maximum weight capacity of 320 pounds. Ensure the chair is placed on a hard, flat surface and is not near any tripping hazards. Do not use the massage chair while operating any other machinery or appliances.

2. PRODUCT OVERVIEW

The Brookstone BK650 is a full-body massage chair designed to provide a comprehensive and relaxing massage experience. It features advanced 3D L-Track technology, heat therapy, zero gravity recline, and voice control for ease of use.



Figure 2.1: Main view of the Brookstone BK650 Massage Chair.



Figure 2.2: Front view of the Brookstone BK650 Massage Chair, highlighting its ergonomic design.



Figure 2.3: Side view of the Brookstone BK650 Massage Chair, showing its sleek profile.

3. SETUP AND ASSEMBLY

The Brookstone BK650 massage chair comes in two boxes. Careful handling is required during unboxing and assembly.

Video 3.1: Official Brookstone BK650 Installation Guide. This video demonstrates the complete unboxing and assembly process.

3.1 Unboxing

1. The chair comes in 2 boxes.
2. Open the large box and remove all packing materials.
3. Lift the box up and over the chair to expose the main unit.
4. Carefully remove the chair from the bottom box and take off the remaining packing material.

3.2 Footrest Assembly

1. Remove the footrest from the small box and remove its packing material.
2. Cut and remove the zip tie from the footrest.
3. Remove packing material from the chair base.
4. Remove the cotter pin and bolt from the link rod and set them aside.
5. Remove the two clips from the chair base and set them aside.
6. Move the footrest close to the chair base.
7. Engage the link rod with the footrest joint, then insert the bolt and lock with the cotter pin.

8. Connect all wires between the footrest and the chair base.
9. Hang the footrest on the support lugs of the chair base and lock with the two clips.
10. Zip the zipper between the seat pad and footrest cushion to secure.

3.3 Initial Power-Up

1. Attach the remote to the remote holder on the side of the chair.
2. Plug the chair into a power outlet and turn it on using the main power switch.



Figure 3.1: Fully assembled product dimensions. Dimensions are 59.5"D x 30.7"W x 50"H. Chair weight is 244 lbs, and weight capacity is 320 lbs. Minimum door width for entry is 31".

4. OPERATING INSTRUCTIONS

The Brookstone BK650 offers a variety of features for a personalized massage experience.

4.1 Key Features

- **3D L-Track Technology:** The micro-chipped massage robot follows the curve of your spine, massaging from the neck down to the glutes.



Figure 4.1: Illustration of the 3D L-Track Technology, showing the massage mechanism's path from neck to glutes.

- **16 Auto Programs:** Choose from a range of pre-set programs, from gentle to vigorous, or create your own custom massage.
- **Lumbar/Leg Heat Therapy:** Soothing heat therapy is available for the lumbar area and legs to help relax muscles.

3D L-Track Technology

Following the curve of your spine, the 3D massage mechanism travels from your neck down to your glutes

16 Auto Programs



Figure 4.2: Depiction of heat therapy zones (lumbar and legs) and dual action sole rollers for foot massage.

- **Voice Control:** Adjust settings and programs using voice commands for an uninterrupted massage experience.
- **Wired 7" Touch Screen:** Navigate programs and settings with ease. The tablet supports 5 languages.

4.2 Massage Types and Additional Features

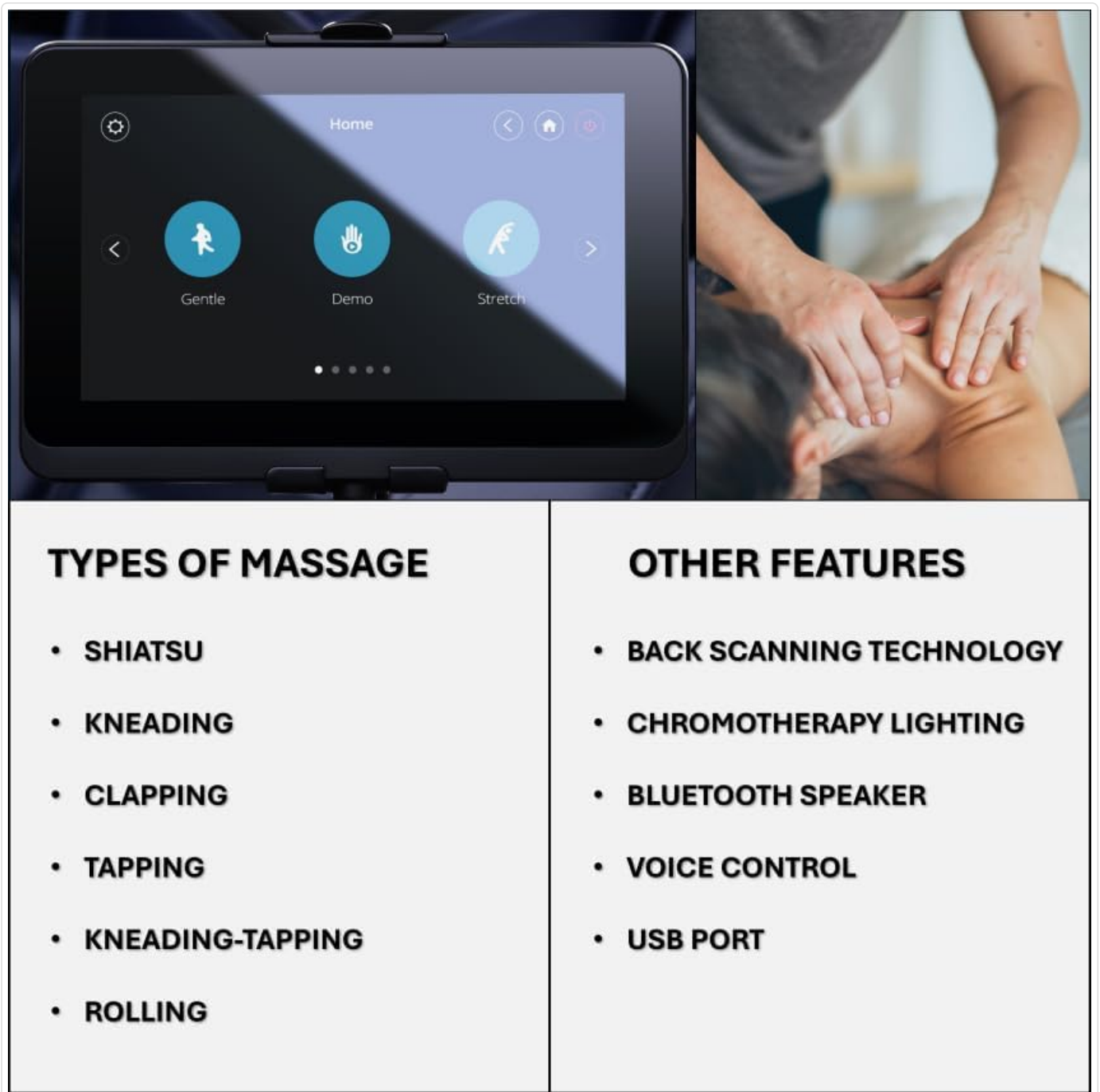


Figure 4.3: Overview of available massage types and other integrated features.

- **Types of Massage:**

- Shiatsu
- Kneading
- Clapping
- Tapping
- Kneading-Tapping
- Rolling

- **Other Features:**

- Back Scanning Technology
- Chromotherapy Lighting
- Bluetooth Speaker
- Voice Control

- USB Port

5. MAINTENANCE

To ensure the longevity and optimal performance of your massage chair, follow these simple maintenance guidelines:

- **Product Care Instructions:** Wipe Clean. Use a soft, damp cloth to clean the surface of the chair. Avoid harsh chemicals or abrasive cleaners.
- Regularly inspect the power cord for any damage.
- Keep the chair in a dry environment, away from direct sunlight and extreme temperatures.

6. TROUBLESHOOTING

If you encounter any issues with your Brookstone BK650 massage chair, please refer to the following common troubleshooting tips. For more complex problems, contact customer support.

- **Chair not powering on:** Ensure the power cord is securely plugged into both the chair and a working electrical outlet. Check the main power switch on the chair.
- **Massage functions not working:** Verify that all connections, especially those made during assembly, are secure. Restart the chair by unplugging it for 30 seconds and plugging it back in.
- **Unusual noises:** Minor operational noises are normal. If you hear loud or unusual grinding/clunking sounds, discontinue use and contact support.
- **Remote/Tablet unresponsive:** Ensure the remote is properly connected to its holder and that its cable is not damaged. Try restarting the chair.

7. SPECIFICATIONS

Attribute	Value
Brand	Brookstone
Color	Brown & Black
Product Dimensions	59.5"D x 30.7"W x 50"H
Back Style	Solid Back
Special Feature	Arm Rest, Cushion Availability, Foot
Product Care Instructions	Wipe Clean
Unit Count	1.0 Count
Maximum Weight Recommendation	320 Pounds
Pattern	Solid
Room Type	Bedroom, Game Recreation Room, Living Room
Age Range (Description)	Adult
Included Components	LCD Tablet, Power Supply Cord

Attribute	Value
Shape	Rectangular
Model Name	Brookstone BK650
Arm Style	Recessed
Surface Recommendation	Hard Floor
Seat Back Interior Height	30 Inches
Indoor/Outdoor Usage	Indoor
Furniture Finish	Brown & Black
Seat Height	22 Inches
Seat Depth	18.5 inches
Fill Material	Foam
Cushion Style	Knife Edge
Seat Length	21.6 Inches
Leg Style	Straight Leg
Reclining Position Count	2
Tilting	Yes
Is Customizable	Yes
Is Foldable	No
UPC	850002993837
Form Factor	Recliner
Manufacturer	Cozzia USA LLC
Item Weight	244 pounds
ASIN	B0DB69MFQB
Item model number	BK650-BRB
Date First Available	June 28, 2024


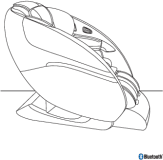

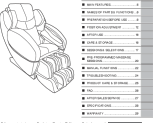
8. WARRANTY AND SUPPORT

The Brookstone BK650 massage chair comes with a standard warranty:

- 1 year in-home service
- 2 year parts

For product service or customer support, please refer to the contact information provided with your purchase or visit the official Brookstone website.

Related Documents - BK650-BRB

<div><div><div>Brookstone®</div><div>Rock & Recline Shiatsu Massage Chair</div><div>FULL BODY SHIATSU MASSAGE</div></div><div></div></div>	<p>Brookstone Rock & Recline Shiatsu Massage Chair Manual</p> <p>Comprehensive user manual for the Brookstone Rock & Recline Shiatsu Massage Chair, detailing setup, operation, features, safety precautions, and troubleshooting.</p>
<div><div><div>Brookstone®</div><div>BK-550</div><div>User Manual</div></div><div></div></div>	<p>Brookstone BK-550 Massage Chair User Manual</p> <p>Comprehensive user manual for the Brookstone BK-550 massage chair, covering setup, operation, features, specifications, and maintenance. Learn to use various massage modes, the remote control, and adjust settings for a personalized experience.</p>
<div><div><div>Brookstone®</div><div>Energize™ 3D</div><div>Massage Chair</div></div><div></div></div>	<p>Brookstone Energize 3D Massage Chair User Manual</p> <p>Comprehensive user manual for the Brookstone Energize 3D Massage Chair, covering setup, operation, safety precautions, troubleshooting, and warranty information. Learn how to maximize your massage experience with this guide.</p>
<div><div><div>Brookstone®</div><div>BK-250</div><div>User Manual</div></div><div></div></div>	<p>Brookstone BK-250 Massage Chair User Manual: Features, Operation, and Safety</p> <p>Comprehensive user manual for the Brookstone BK-250 massage chair. Learn about its features, specifications, how to use the remote, safety precautions, care, and warranty information.</p>
<div><div><div>Brookstone®</div><div>SIGNATURE</div><div>HERNIMUS, SCS for the Signature Series</div></div><div></div></div>	<p>Brookstone Signature HCP-S8900A Massage Chair: Operation Manual</p> <p>Comprehensive operation manual for the Brookstone Signature HCP-S8900A massage chair, covering features, setup, usage, safety precautions, troubleshooting, and maintenance. Learn how to get the most out of your premium massage experience.</p>

Brookstone
Renew2™
Massage Chair



[Brookstone Renew2 Massage Chair User Manual](#)

Comprehensive user manual for the Brookstone Renew2 Massage Chair, covering setup, operation, safety instructions, troubleshooting, and warranty information.