

## Reflex Active 5018479156826

# Reflex Active Series 42 AMOLED Smart Watch User Manual

Model: 5018479156826

Brand: Reflex Active

## INTRODUCTION

The Reflex Active Series 42 AMOLED Smart Watch is designed to enhance your daily life with advanced technology and a sleek, ultra-slim design. Featuring a high-definition AMOLED display, this smartwatch allows you to make and receive calls directly from your wrist, track your fitness and wellbeing, and customize its appearance to match your style. This manual provides essential information for setting up, operating, maintaining, and troubleshooting your device.

## WHAT'S IN THE BOX

Upon opening your Reflex Active Series 42 Smart Watch package, you will find the following items:

- Reflex Active Series 42 Smart Watch
- Instruction Manual
- USB Charger
- Additional Grey Silicone Strap
- Stylish Gift Box



Image: The Reflex Active Series 42 Smart Watch, its instruction manual, and USB charger, neatly presented in its packaging.

## SETUP GUIDE

### 1. Charging the Smart Watch

Before initial use, fully charge your Reflex Active Series 42 Smart Watch. Connect the provided USB charger to the charging points on the back of the watch and plug the USB end into a compatible power source (e.g., computer USB port, USB wall adapter). A full charge typically takes approximately 2 hours.

### 2. Downloading the Reflex Active Red App

To unlock the full functionality of your smartwatch, download the free Reflex Active Red App. The app is compatible with devices running iOS 12.0+ and Android 9.0+.

- For iOS devices, search for "Reflex Active Red" in the Apple App Store.
- For Android devices, search for "Reflex Active Red" in the Google Play Store.

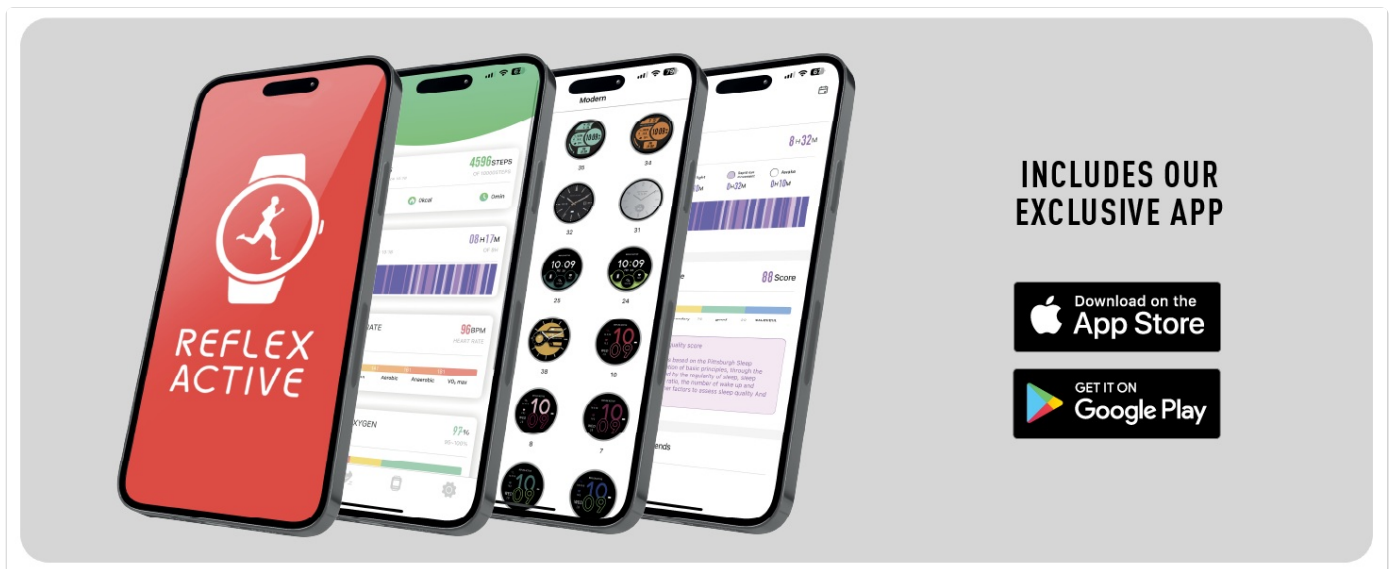


Image: The Reflex Active Red app displayed on various smartphone screens, with links to download from the Apple App Store and Google Play Store.

### 3. Pairing Your Smart Watch

Once the app is installed, open it and follow the on-screen instructions to pair your smartwatch via Bluetooth. Ensure Bluetooth is enabled on your smartphone. The app will guide you through the connection process.

### 4. Customizing Your Watch Face

Personalize your watch by choosing from a variety of exclusive Reflex Active dials or by uploading a favorite photo from your phone library. This can be done through the Reflex Active Red App.



Image: The Reflex Active Series 42 Smart Watch positioned next to a smartphone, illustrating the extensive range of high-definition AMOLED dials available for customization.

## OPERATING YOUR SMART WATCH

### Basic Navigation

The Reflex Active Series 42 features a full touch screen for intuitive navigation. Swipe left, right, up, or down to access different menus and functions. The side button typically serves as a home button or to activate the display.

### Making and Receiving Calls

With its built-in calling feature, you can make and receive calls directly from your wrist. Ensure your watch is connected to your smartphone via Bluetooth. Use the watch interface to dial numbers or answer incoming calls.



## MAKE AND RECEIVE CALLS

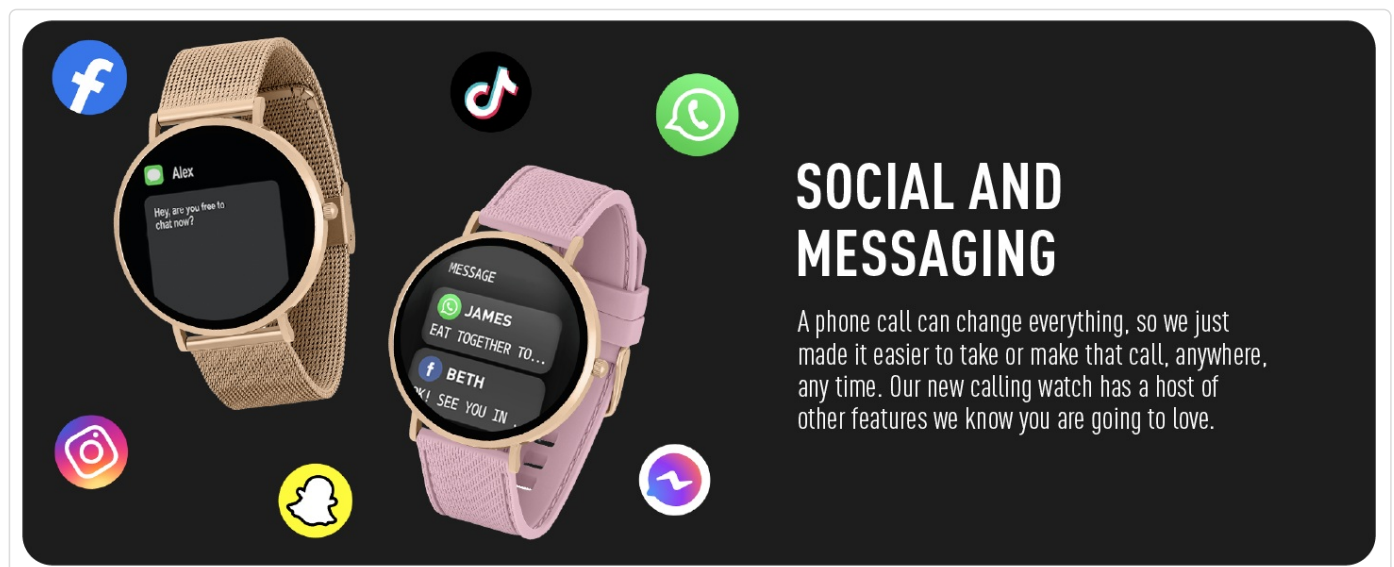
A phone call can change everything, so we just made it easier to take or make that call, anywhere, any time.



Image: A user interacting with the Reflex Active Series 42 Smart Watch on their wrist, highlighting its call-making and receiving capabilities.

## Notifications and Messaging

Stay connected with real-time notifications for calls, messages, and social media alerts. Configure which app notifications you wish to receive through the Reflex Active Red App.



## SOCIAL AND MESSAGING

A phone call can change everything, so we just made it easier to take or make that call, anywhere, any time. Our new calling watch has a host of other features we know you are going to love.

Image: Two Reflex Active smartwatches showcasing incoming messages and social media notifications, illustrating the watch's connectivity features.

## Music Control

Control your smartphone's music playback directly from your watch. Play, pause, skip tracks, and adjust volume without needing to access your phone.

## Always-On Display

The Always-On display feature allows the watch face to remain visible without needing to touch the watch or raise your arm to activate the display, providing continuous time and information at a glance.

# ALWAYS ON DISPLAY

Our Always-On display, means you no longer need to touch your watch or raise your arm to activate the display.



Image: A close-up of the Reflex Active Series 42 Smart Watch on a wrist, demonstrating the Always-On Display functionality.

## FITNESS & WELLBEING TRACKING

---

The Series 42 is equipped with comprehensive health and lifestyle tracking features:

- **Step Counter:** Track your daily steps and set personal targets.
- **Heart Rate Monitor:** Continuously monitor your heart rate.
- **Blood Oxygen Levels:** Measure your blood oxygen saturation.
- **Sleep Analysis:** Monitor your sleep patterns and quality.
- **Sports Modes:** Multiple activity modes including walking, running, swimming, and more.
- **Calorie Counts:** Track calories burned during activities.
- **Health Reminders:** Receive reminders for hydration, sedentary alerts, and more.
- **Cycle Tracking:** For women's health monitoring.
- **GPS:** Utilizes your smartphone's GPS for accurate route tracking during outdoor activities.

# ADDITIONAL FEATURES



**MAKE &  
RECEIVE CALLS**



**MESSAGES  
& SOCIALS**



**MUSIC  
CONTROL**



**GPS  
CONNECTION**



**IP68 WATER  
RESISTANT**



**STEP  
COUNTER**



**HEART  
RATE**



**SLEEP  
TRACKING**



**BREATHING  
EXERCISES**



**HYDRATION  
REMINDERS**



**SPORTS  
MODES**



**CAMERA  
CONTROL**



**VOICE  
ASSISTANT**



**WEATHER  
UPDATES**



**WATCH  
LOCATOR**



**WOMEN'S  
HEALTH**



**SEDENTARY  
REMINDERS**



**CALORIE  
TRACKING**

Image: A visual representation of the extensive additional features available on the Reflex Active Series 42 Smart Watch.

## MULTI SPORT TRACKING

Whatever sport you enjoy, keep motivated & track it with our multiple activity modes including walking, running, swimming...and more!

Avg. Heart Rate  
**146 BPM**

Total Steps  
**6028 Steps**

Total Calories  
**368 Kcal**



Image: A user engaged in multi-sport tracking with the Reflex Active Series 42 Smart Watch, displaying real-time fitness data.

## SLEEP ANALYSIS

Good quality rest is just as important as activity to be the best version of you. Track your sleep length and phases whilst you snooze.

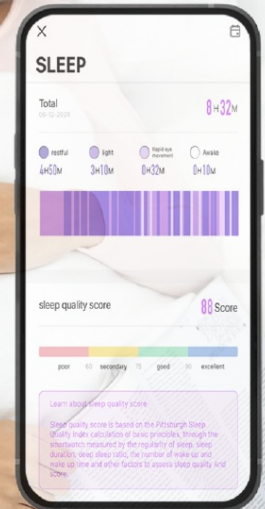


Image: The Reflex Active Series 42 Smart Watch monitoring sleep, with a corresponding sleep analysis report shown on a smartphone.

## MAINTENANCE

### Water Resistance

The Reflex Active Series 42 Smart Watch has an IP68 water resistance rating, making it suitable for surface swimming and other water-based activities. Avoid prolonged submersion or use in hot water (e.g., hot tubs, saunas) as this may compromise the seal.

## WATER RESISTANCE

Our IP68 resistance rating makes this smart watch perfect for surface swimming, or any other of the multiple activities this smart watch will help you track!



Image: The Reflex Active Series 42 Smart Watch being splashed with water, demonstrating its IP68 water resistance.

### Cleaning Your Watch

To keep your watch clean, gently wipe the screen and straps with a soft, damp cloth. Avoid using harsh chemicals or abrasive materials, which could damage the watch's finish or components.

### Battery Life

The Series 42 offers exceptional battery performance, lasting up to 4 days on average use between charges. Battery life may vary depending on usage patterns and activated features.



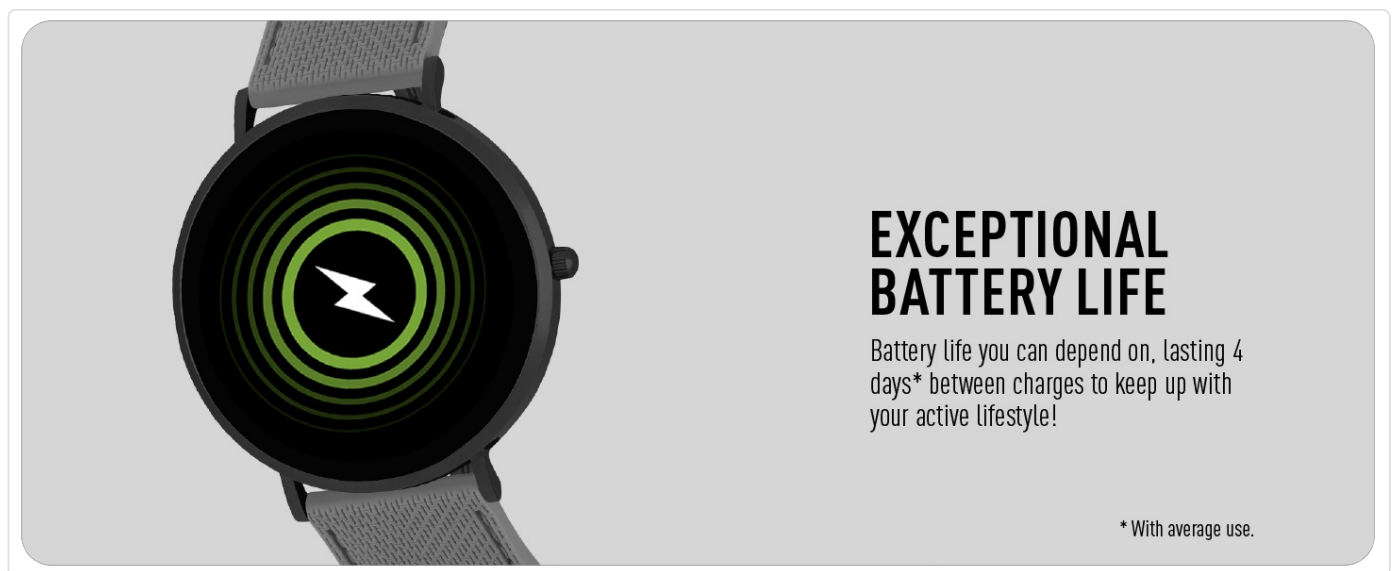


Image: The Reflex Active Series 42 Smart Watch display showing a battery charging icon, emphasizing its long battery life.

## TROUBLESHOOTING

If you encounter any issues with your Reflex Active Series 42 Smart Watch, consider the following common solutions:

- **Watch Not Turning On:** Ensure the watch is fully charged. Connect it to the charger and wait a few minutes before attempting to power it on.
- **Connectivity Issues:** Check that Bluetooth is enabled on your smartphone and that the watch is within range. Try restarting both your watch and your phone. Ensure the Reflex Active Red App is open and running in the background.
- **Inaccurate Readings:** For heart rate or blood oxygen, ensure the watch is worn snugly on your wrist, not too tight or too loose. For step counting, ensure your arm movements are natural.
- **App Syncing Problems:** Close and reopen the Reflex Active Red App. Ensure your phone's operating system is up to date.
- **Display Not Responding:** Try restarting the watch. If the issue persists, ensure the screen is clean and dry.

For more detailed troubleshooting or persistent issues, please refer to the support section on the official Reflex Active website or contact customer support.

## SPECIFICATIONS

Feature	Detail
Model Name	Series 42
Item Model Number	5018479156826
Screen Size	4.3 Centimetres (1.30" AMOLED Display)
Display Type	AMOLED Ultra High Definition
Shape	Round
Connectivity Technology	Bluetooth
Operating System	Android (Compatible with iOS 12.0+ and Android 9.0+)
GPS	GPS Via Smartphone

Feature	Detail
Battery Type	Lithium Polymer (1 included)
Water Resistance	IP68
Manufacturer	Peers Hardy
Country of Origin	China

## WARRANTY AND SUPPORT

### Warranty Information

Your Reflex Active Series 42 Smart Watch comes with a 2-year guarantee, covering manufacturing defects from the date of purchase. Please retain your proof of purchase for warranty claims.

### Customer Support

For additional support, FAQs, or to access further resources, please visit the official Reflex Active website:

- [Reflex Active Support Page](#)
- [Reflex Active AMOLED Information](#)

You can also find more information and functionality by downloading the Reflex Active Red App.