

UHURU G724X

UHURU Wireless Gaming Headset User Manual

Model: G724X

Brand: UHURU

PRODUCT OVERVIEW

The UHURU Wireless Gaming Headset (Model G724X) is designed to provide an immersive audio experience for gamers across multiple platforms. Featuring triple connection modes (2.4GHz wireless, Bluetooth 5.3, and wired USB-C), a detachable noise-isolating microphone, and a long-lasting battery, this headset offers comfort and high-quality sound for extended gaming sessions.



Figure 1: UHURU Wireless Gaming Headset with included 2.4G USB dongle.

WHAT'S IN THE BOX

- RGB Headphone
- Detachable Microphone
- 2.4G Dongle
- Charging Cable USB C
- Warranty Card
- User Manual

SETUP GUIDE

1. Attaching the Microphone

Locate the microphone port on the left earcup of the headset. Align the microphone's connector with the port and gently push until it clicks into place. The microphone is detachable for convenience when not needed for voice communication.

NOISE-CANCELING MICROPHONE

(Detachable) Adjustable Mic with 95% Rejection of Ambient Noise

↓ **95%**

in ambient noise



Figure 2: Attaching the detachable noise-isolating microphone.

The microphone features a cardioid pickup pattern, designed to filter out background noise and capture your voice clearly for effective communication during gameplay or calls.



Figure 3: Microphone with cardioid pickup for clear voice capture.

2. Charging the Headset

Before first use, fully charge the headset. Connect the provided USB-C charging cable to the charging port on the headset and the other end to a compatible USB power source. A full charge takes approximately 3 hours and provides over 32 hours of continuous use.

POWER YOUR GAMING EXPERIENCE FOR A WEEK

1200mAh Ultra-long Battery Life



Figure 4: Headset highlighting its 32-hour battery life.



Figure 5: Battery specifications and charging details.

Power On/Off and Controls

The headset features intuitive controls located on the earcups. The power button, volume controls, and microphone mute button are easily accessible for quick adjustments during use.



Figure 6: Controls for mic mute and RGB lighting effects.

The headset also features adjustable RGB lighting effects, which can be turned on or off via a dedicated switch.

Connection Modes

The UHURU Gaming Headset supports three versatile connection modes:

1. **2.4GHz Wireless:** For ultra-low latency gaming, plug the included 2.4G USB dongle into your PC, PS4, or PS5. The headset will automatically connect, providing a seamless wireless experience.
2. **Bluetooth 5.3:** For mobile devices, tablets, or other Bluetooth-enabled systems, activate Bluetooth pairing mode on the headset and connect via your device's Bluetooth settings. This mode is ideal for listening to music, chatting, or studying.
3. **Wired USB-C:** For a direct and stable connection, use the provided USB-C cable. This mode ensures compatibility and reliable audio transmission, especially useful when battery life is a concern or for devices that do not support wireless connections.

DUAL-CHAMBER ACOUSTIC STRUCTURE

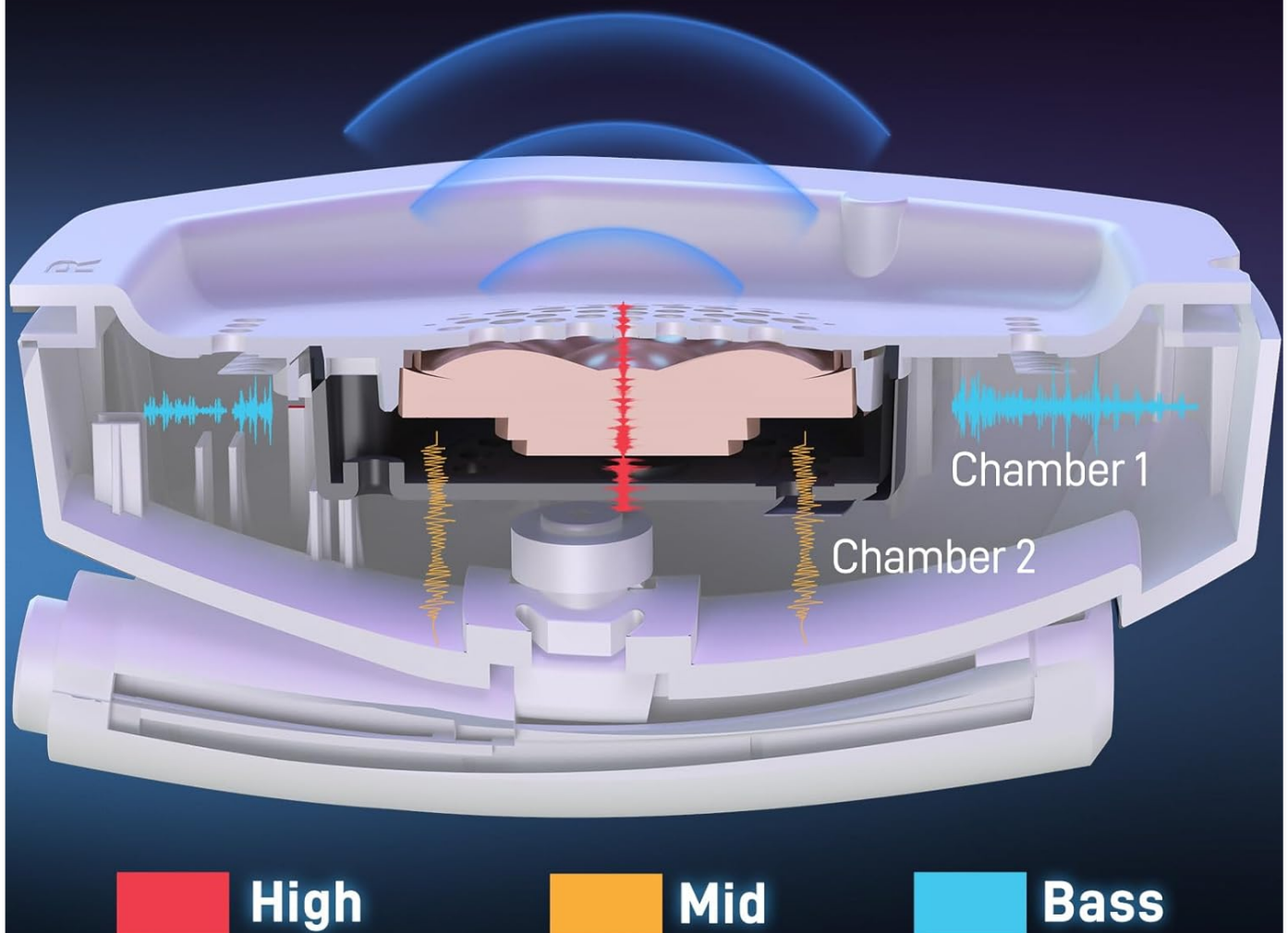


Figure 7: Three connection modes: 2.4G Wireless, Bluetooth 5.3, and USB Wired.

Ultra-long Battery Life

1200mAh large battery
for over 32 hours of non-stop gaming

Type-C Charging Port

3H fully charged



Figure 8: Visual representation of Bluetooth and 2.4G wireless modes.

Note: This headset is fully compatible with PS5, PS4, PCs, phones, and iPads. It is not compatible with Xbox consoles.



Figure 9: Multi-platform support for the headset.

Audio Features

Experience immersive sound with the headset's stereo surround sound and dual-chamber acoustic structure. This design enhances sound quality, increases bass, improves clarity and detail, and reduces distortion, providing a realistic audio environment for gaming.

IMMERSIVE YOURSELF AS IF YOU ARE PART OF YOUR GAME

Gaming Immersive Sound Design for Fully Immersive Gaming



Figure 10: Immersive sound design for a fully engaging gaming experience.

FEEL LIKE IT'S WIRED? NO, ITS WIRELESS

2.4G Ultra Low Latency Wireless Technology for Your Gaming



Figure 11: Dual-chamber acoustic structure for enhanced audio.

MAINTENANCE

- Keep the headset clean by wiping it with a soft, dry cloth.
- Avoid exposing the headset to extreme temperatures, humidity, or direct sunlight.
- Store the headset in a safe place to prevent physical damage.
- The breathable fabric ear pads are designed for comfort and can be gently cleaned as needed.



Figure 12: Breathable fabric ear pads for ultimate comfort.

- The adjustable headband and 90° swivel ear cups allow for a customized fit and compact storage.

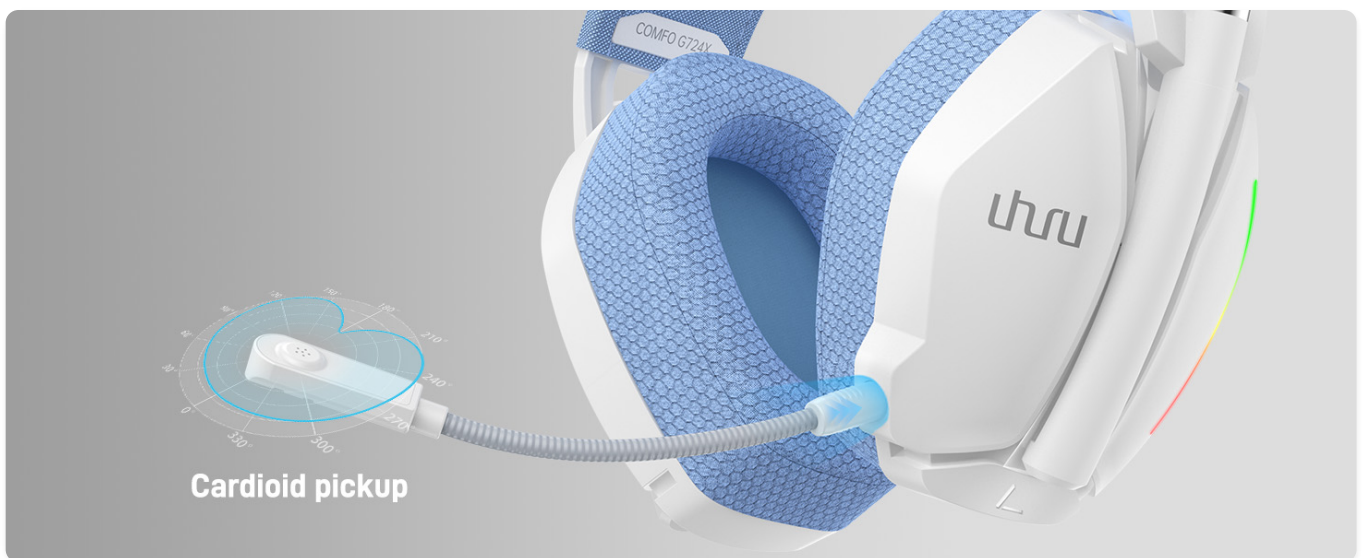


Figure 13: Adjustable headband and swivel ear cups for fit and portability.

TROUBLESHOOTING

Problem	Possible Cause	Solution
Headset not connecting wirelessly.	Dongle not properly inserted or headset not in pairing mode.	Ensure the 2.4G USB dongle is fully inserted into a working USB port. Power on the headset and ensure it's in the correct wireless mode. For Bluetooth, ensure the headset is in pairing mode and visible to your device.
No sound or low volume.	Volume too low, incorrect audio output selected on device, or headset not powered on.	Increase headset volume using the controls. Check your device's audio settings to ensure the headset is selected as the output device. Confirm the headset is powered on.
Microphone not working.	Microphone not attached correctly, muted, or incorrect input selected on device.	Ensure the detachable microphone is securely attached. Check if the microphone mute button is active. Verify your device's audio input settings to ensure the headset microphone is selected.
Short battery life.	Headset not fully charged or RGB lighting is constantly on.	Ensure the headset is fully charged for 3 hours. Turn off RGB lighting if not needed to conserve battery life.

SPECIFICATIONS

Feature	Detail
Model Name	G724X
Connectivity Technology	Bluetooth, Wired, Wireless
Wireless Communication Technology	2.4GHz, Bluetooth 5.3
Noise Control	Sound Isolation
Battery Life	32 Hours (continuous gaming)
Battery Charging Time	3 Hours (Type-C)
Battery Type	1 Lithium Polymer battery (included)
Audio Driver Type	Dynamic Driver
Frequency Range	20 Hz - 20,000 Hz
Impedance	32 Ohm
Earpiece Shape	Over-ear cups
Ear Placement	Over Ear
Item Weight	8.46 oz (240 g)
Dimensions (Package)	8.74 x 8.39 x 2.8 inches
Color	White
Compatible Devices	PC, PS4, PS5, Phones, iPads (Not compatible with Xbox)
Recommended Uses	Gaming, Podcasting, Streaming, Content Creation, Singing, Audiobooks, Youtube, Music Production, Recording, Voice Over, Online Teaching

WARRANTY AND SUPPORT

The UHURU Wireless Gaming Headset comes with a Warranty Card included in the box. UHURU offers a **365 Days Replacement & Lifetime Service** for this product. For any support inquiries, please refer to the contact information provided on the Warranty Card or visit the official UHURU brand store for assistance.

UHURU is committed to customer satisfaction, with a focus on high-quality products and consumer-centric service.

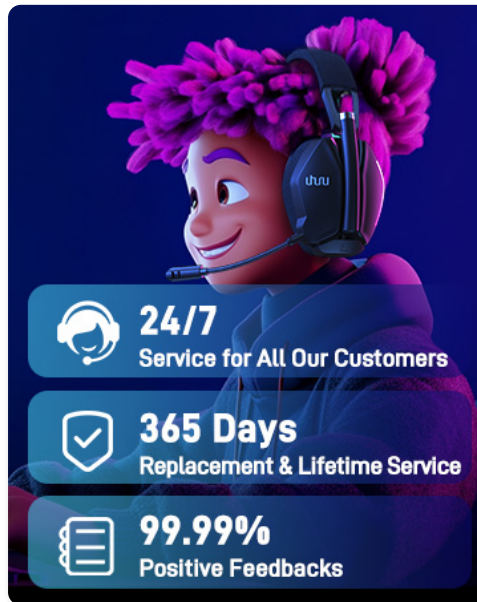


Figure 14: UHURU's commitment to customer service and support.