

XIAOMI EJ-3

Xiaomi Redmi Buds 6 Play User Instruction Manual

Brand: XIAOMI | Model: EJ-3

1. INTRODUCTION

The Xiaomi Redmi Buds 6 Play are lightweight and ergonomically designed wireless earbuds, engineered for comfort and ease of use. They offer quick processing capabilities and are ideal for students and daily commuters. This manual provides essential information to help you get the most out of your new earbuds.



Figure 1.1: Xiaomi Redmi Buds 6 Play earbuds and open charging case.

3.6g super lightweight*
So comfortable you won't feel they're there



Figure 1.2: The 3.6g super lightweight design of the Redmi Buds 6 Play.

2. SETUP

2.1 Initial Charging

Before first use, fully charge the earbuds and the charging case. Place the earbuds into the charging case and connect the case to a power source using a compatible USB cable. The indicator light on the case will show charging status.

Ultra-long 36-hour battery life

Let good music keep you company for longer

7.5 hours

Battery life on a single charge

36 hours

When used with the charging case



Supports fast charging in 10 minutes

For 3 hours of music

Figure 2.1: Charging the Redmi Buds 6 Play case, illustrating 36-hour total battery life and 10-minute fast charging for 3 hours of music.

2.2 Pairing with a Device

1. Ensure the earbuds are in the charging case and the case lid is open.
2. On your device (smartphone, tablet, etc.), enable Bluetooth.
3. Search for available Bluetooth devices.
4. Select "Redmi Buds 6 Play" from the list to connect.
5. Once connected, the earbuds are ready for use.




Figure 2.2: Bluetooth 5.4 for fast and stable connection.

3. OPERATING INSTRUCTIONS

3.1 Touch Controls

The Redmi Buds 6 Play feature intuitive touch controls on each earbud:

- **Double tap:** Play/Pause music, Answer/End call.
- **Triple tap:** Previous track (left earbud), Next track (right earbud).
- **Press and hold:** Activate voice assistant.

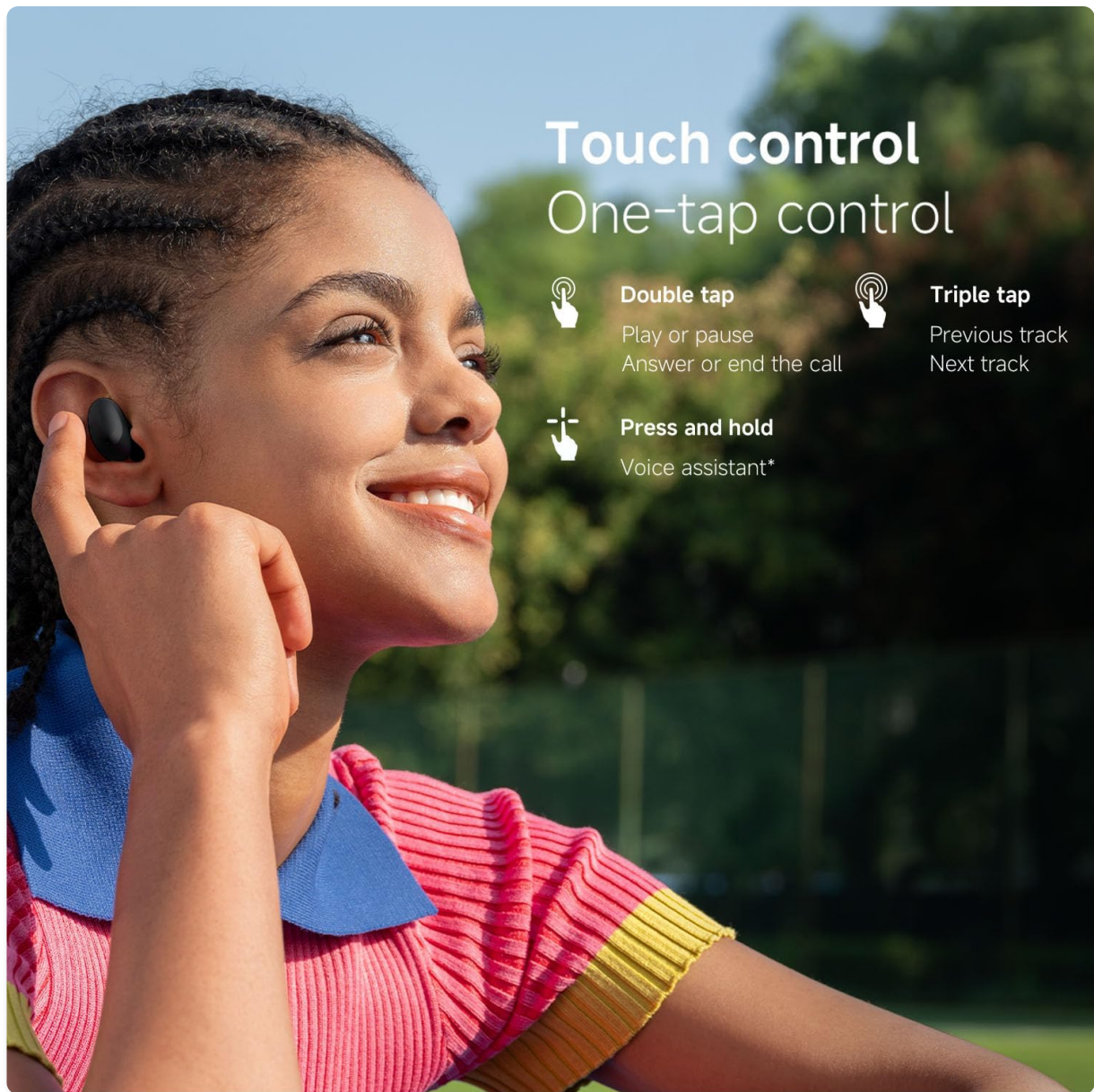


Figure 3.1: One-tap control gestures for the earbuds.

3.2 Sound Quality and Features

The earbuds are equipped with a 10mm large dynamic driver for excellent sound quality and AI noise reduction for crystal-clear call quality.

Bluetooth® 5.4*

Fast and stable
connection



Figure 3.2: Internal components illustrating the 10mm dynamic driver and AI noise reduction.

3.3 EQ Modes

Customize your listening experience with 5 different EQ modes, allowing you to adjust the sound profile to your preference.

5 EQ modes

Listen the way you like it




Figure 3.3: Enjoy your music with 5 customizable EQ modes.

4. MAINTENANCE

4.1 Cleaning

Regularly clean your earbuds and charging case to ensure optimal performance and hygiene. Use a soft, dry, lint-free cloth to wipe the surfaces. For the ear tips, you may gently remove them and clean with a damp cloth, ensuring they are completely dry before reattaching.

4.2 Storage

When not in use, store the earbuds in their charging case to protect them from dust and damage. Store the case in a cool, dry place away from direct sunlight and extreme temperatures.

4.3 Water Resistance

The Redmi Buds 6 Play are rated IPX4 water-resistant. This means they are protected against splashing water from any direction. They are not designed for submersion in water or for use during swimming. Avoid exposing them to heavy rain or excessive moisture.

Physical button to press
Effortless connectivity



IPX4 water-resistance*

Figure 4.1: IPX4 water-resistance for protection against splashes.

5. TROUBLESHOOTING

Problem	Possible Solution
Earbuds not pairing	<ul style="list-style-type: none">• Ensure earbuds are charged.• Turn off and on Bluetooth on your device.• Forget the device in your Bluetooth settings and try pairing again.• Place earbuds back in case, close lid, wait a few seconds, then open to reset.
No sound or low volume	<ul style="list-style-type: none">• Check volume levels on both earbuds and connected device.• Ensure earbuds are properly seated in your ears.• Clean any debris from the earbud speakers.

Problem	Possible Solution
Charging issues	<ul style="list-style-type: none">• Ensure charging cable is securely connected.• Try a different USB port or power adapter.• Clean charging contacts on earbuds and case.
App not working (in certain regions)	<ul style="list-style-type: none">• Some regional restrictions may apply to the companion app. Functionality may be limited or unavailable in certain areas.• Ensure your device's operating system is up to date.

6. SPECIFICATIONS

Feature	Detail
Model Name	Xiaomi
Item Model Number	EJ-3
Connectivity Technology	Wireless (Bluetooth 5.4)
Earpiece Shape	In-ear
Form Factor	True Wireless
Control Method	App, Touch
Frequency Range	20 Hz to 20,000 Hz
Item Weight	0.09 Kilograms (approx. 3.2 ounces)
Special Feature	Lightweight
Water Resistance	IPX4
UPC	190997007363
Manufacturer	Xiaomi
Package Dimensions	4.57 x 3.94 x 1.34 inches
Batteries	1 Nonstandard Battery (required)
Included Components	User Manual

7. WARRANTY AND SUPPORT

7.1 Warranty Information

The Xiaomi Redmi Buds 6 Play typically come with a limited manufacturer's warranty. Please refer to the

warranty card included in your product packaging or visit the official Xiaomi website for detailed warranty terms and conditions specific to your region. This warranty generally covers defects in materials and workmanship under normal use.

7.2 Customer Support

For technical assistance, troubleshooting beyond this manual, or warranty claims, please contact Xiaomi customer support. You can usually find contact information (phone numbers, email, or online chat) on the official Xiaomi website or through your local retailer where the product was purchased. When contacting support, please have your product model number (EJ-3) and proof of purchase ready.