

MOOXI CK048

MOOXI WW2 Military Forts Trench Bases Building Blocks Set

Model: CK048 | Brand: MOOXI

1. INTRODUCTION AND OVERVIEW

This instruction manual provides detailed guidance for assembling and understanding the MOOXI WW2 Military Forts Trench Bases Building Blocks Set. This comprehensive set allows for the construction of a detailed World War II-themed battlefield, featuring intricate trench systems, bunkers, and defensive structures. With 1351 pieces, this set offers an engaging and educational building experience.

The completed model measures approximately 15.1 x 10.7 x 5 inches and weighs 4.3 pounds. It is designed for individuals aged 13 years and older, promoting creative thinking and historical appreciation.




Image: The fully assembled MOOXI WW2 Military Forts Trench Bases Building Blocks Set, showcasing the detailed trench system, bunker, and various artillery pieces.

2. SAFETY INFORMATION

Please read and understand all safety information before beginning assembly.

- **Small Parts Warning:** This set contains small parts which may pose a choking hazard for children under 3 years of age. Keep all components out of reach of young children.
- **Age Recommendation:** This product is recommended for ages 13 and up.
- **Material Safety:** The building blocks are made from Acrylonitrile Butadiene Styrene (ABS) plastic, which is non-toxic.
- **Supervision:** Adult supervision is recommended during assembly, especially for younger builders.

3. PACKAGE CONTENTS

Upon opening the product box, verify that all components are present. The package should contain:

- 1351 Building Blocks (sorted into numbered bags)

- 1 Instruction Manual

If any parts are missing or damaged, please refer to the 'Warranty and Support' section for assistance.

Your browser does not support the video tag.

Video: An unboxing and initial assembly overview of the MOOXI WW2 Military Forts Trench Bases Building Blocks Set. This video demonstrates how the blocks are packaged in numbered bags and provides a visual guide to the first steps of construction, including the base plate setup.

4. ASSEMBLY INSTRUCTIONS

Follow the step-by-step instructions provided in the included printed manual. The building process is organized into stages, with blocks separated into numbered bags to facilitate assembly.

1. **Preparation:** Unpack all numbered bags and the instruction manual. It is recommended to work on a clean, flat surface.
2. **Follow the Manual:** Begin with Bag 1 and follow the visual diagrams in the instruction manual precisely. Each step illustrates which pieces are needed and how they connect.
3. **Sequential Building:** Proceed through the numbered bags in order, completing each section as indicated in the manual. Do not open all bags at once to avoid mixing pieces.
4. **Secure Connections:** Ensure all blocks are firmly pressed together to create stable connections.
5. **Detailing:** Pay close attention to the placement of smaller detail pieces, such as vegetation and weapon components, as shown in the diagrams.




Image: A top-down view of the assembled set, illustrating the layout of the trenches, bunkers, and weapon placements.




Image: Close-up views highlighting the intricate details of the trench walls, weapon mounts, and bunker construction.

5. OPERATING FEATURES

The MOOXI WW2 Military Forts Trench Bases set includes several interactive elements:

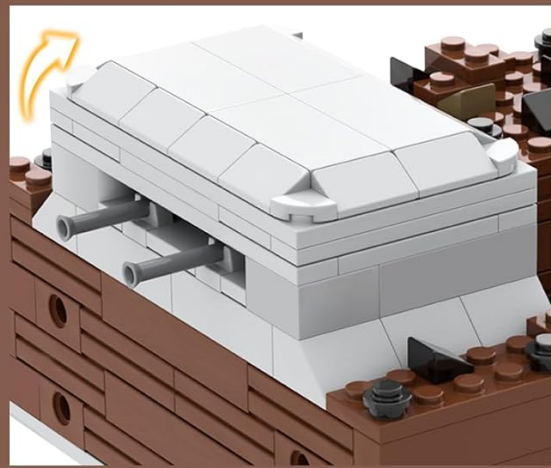
- **Anti-Aircraft Gun:** The anti-aircraft gun can rotate up and down, allowing for adjustable aiming.
- **Fortress/Bunker:** The main fortress structure features an openable section, providing access to its interior.
- **Trench Gun:** The trench gun can be pushed forward and backward, simulating firing positions.
- **Artillery:** The artillery pieces can rotate up and down for varied positioning.

Rotating weapon display




ANTI-AIRCRAFT GUN

Can rotate up and down



FORTRESS

Fortress can be opened



TRENCH GUN

Can be pushed forward and backward



ARTILLERY

Can rotate up and down

Image: Visual representation of the movable parts, including the rotating anti-aircraft gun, openable fortress, movable trench gun, and rotating artillery.

6. MAINTENANCE

To ensure the longevity and appearance of your building block set, follow these maintenance guidelines:

- **Cleaning:** Use a soft, dry cloth to gently wipe away dust. For more thorough cleaning, use a slightly damp cloth with mild soap and water, then dry thoroughly. Avoid harsh chemicals or abrasive cleaners.
- **Storage:** Store the assembled model or individual blocks in a cool, dry place away from direct sunlight to prevent discoloration or material degradation.
- **Handling:** Handle the model with care to prevent pieces from detaching or breaking.

7. TROUBLESHOOTING

If you encounter any issues during assembly or with the completed model, consider the following:

- **Missing Pieces:** Double-check all packaging and bags. If a piece is genuinely missing, refer to the

'Warranty and Support' section to contact the manufacturer for replacement parts.

- **Difficulty Connecting Pieces:** Ensure that the blocks are aligned correctly and apply firm, even pressure. Some new blocks may require slightly more force to connect initially.
- **Unstable Structure:** Review the assembly steps in the manual to ensure all connections are secure and no steps were missed. Incorrectly placed blocks can affect overall stability.
- **Detaching Parts:** If parts frequently detach, ensure they are fully pressed into place. For movable parts, avoid excessive force during operation.

8. SPECIFICATIONS

Feature	Detail
Brand	MOOXI
Model Number	CK048
Number of Pieces	1351
Material	Acrylonitrile Butadiene Styrene (ABS)
Theme	Military (WW2)
Assembled Dimensions (L x W x H)	15.1 x 10.7 x 5 inches (38.4 x 27.1 x 12.7 cm)
Item Weight	4.3 Pounds (1.95 kg)
Age Recommendation	13+ Years
Educational Objective	Creative Thinking
Additional Features	Non-Toxic Material

1351PCS




Image: Diagram illustrating the approximate dimensions of the assembled building set.

9. WARRANTY AND SUPPORT

MOOXI products are manufactured to high-quality standards. For any inquiries regarding missing parts, product defects, or assembly assistance, please contact MOOXI customer support. Refer to the product packaging or the official MOOXI website for specific contact information.

Please retain your proof of purchase for any warranty claims.