

Manuals+

[Q & A](#) | [Deep Search](#) | [Upload](#)

Manuals.plus /

› [ZUOYI](#) /

› ZUOYI Heated Socks User Manual - Model XY-9801C

ZUOYI XY-9801C

ZUOYI Heated Socks User Manual

Model: XY-9801C

1. INTRODUCTION

Thank you for choosing ZUOYI Heated Socks. These socks are designed to provide warmth and comfort in cold conditions, making them ideal for various indoor and outdoor activities. Please read this manual thoroughly before use to ensure proper operation and maintenance.

Key Features:

- **Soft & Comfortable:** Made from premium polyester mix fiber, offering softness, breathability, and elasticity.
- **Enhanced Heating Area:** Features heating elements that cover the entire foot, providing comprehensive warmth.
- **Adjustable Heat:** Four temperature levels (104°F to 149°F) for personalized warmth.
- **Long-Lasting Power:** Up to 8 hours of continuous heat on the lowest setting with 5000mAh rechargeable batteries.
- **Unisex Design:** One size fits most adults (US sizes 6-14).
- **Washable:** Designed for easy cleaning (hand or machine wash with care).



Figure 1: ZUOYI Heated Socks and packaging. The image shows a pair of black heated socks with gray accents and the product box, highlighting the main components.

2. PACKAGE CONTENTS

Ensure all items are present in your package:

- 1 Pair of ZUOYI Heated Socks
- 2 Rechargeable 5000mAh Lithium-Polymer Batteries
- 1 Dual USB Charging Cable
- 1 Laundry Bag (for machine washing)
- 1 User Manual

3. SETUP

3.1 Charging the Batteries

1. Connect the dual USB charging cable to both battery packs.
2. Plug the USB-A end of the cable into a compatible USB power adapter (not included).
3. Charge the batteries for approximately 4 hours until all indicator lights are solid, indicating a full charge.



Figure 2: Battery charging and heat settings. This diagram illustrates the battery indicator lights and the corresponding temperature levels and durations.

3.2 Connecting Batteries to Socks

1. Locate the small pocket on the upper cuff of each sock.
2. Inside the pocket, you will find a small cable. Connect this cable to the DC port on the battery pack.
3. Carefully slide the connected battery pack into the sock pocket.
4. Secure the battery in the pocket using the button closure to prevent it from falling out during activity.

Video 1: ZUOYI Heated Socks for Men and Women. This video demonstrates the process of charging the batteries and connecting them to the socks, showing how to secure the battery in the sock's pocket.

4. OPERATING INSTRUCTIONS

4.1 Powering On/Off and Adjusting Heat Levels

1. After connecting the battery, press and hold the power button on the battery pack for 3 seconds to turn the socks on. The indicator lights will illuminate.
2. Short press the power button to cycle through the 4 heat levels:
 - **Level 4 (Ultra Heat):** 140-149°F (approx. 3-3.5 hours)
 - **Level 3 (High Heat):** 122-131°F (approx. 3.5-4 hours)
 - **Level 2 (Medium Heat):** 104-113°F (approx. 5-6 hours)
 - **Level 1 (Low Heat):** 95-104°F (approx. 7-8 hours)
3. To turn the socks off, press and hold the power button for 3 seconds until the indicator lights turn off.



Figure 3: Close-up of the battery pack showing power button and heat level indicators. This image details the controls for adjusting the heat settings.

5. SIZING AND FIT

ZUOYI Heated Socks are designed as one size fits most, accommodating US adult sizes 6-14. The elastic material ensures a snug and comfortable fit for various foot and calf sizes. The high-calf design allows for comfortable wear with boots without interference.



Figure 4: Sizing and fit guide for ZUOYI Heated Socks. The image shows the sock dimensions and examples of different users (men, women, seniors) wearing the socks.

6. MAINTENANCE

6.1 Washing Instructions

To ensure the longevity of your heated socks, follow these washing guidelines:

- **Always remove batteries** before washing the socks. Batteries should be kept dry at all times.
- **Hand wash is recommended** for best results.
- If using a washing machine, place the socks in the provided laundry bag to protect them. Use a


gentle cycle with cold water.

- Do not bleach, iron, or dry clean.
- Hang to dry completely before reinserting batteries and using.

Enjoy Your Winter Sports with Heated Socks



Skiing




Hiking



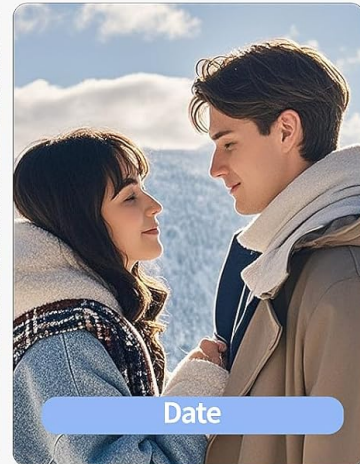
Riding



Hunting



Fishing



Date

Figure 5: Visual guide for washing ZUOYI Heated Socks. The image demonstrates removing the battery, hand washing or machine washing in a bag, and hanging to dry.

7. TROUBLESHOOTING

Q: The socks only heat for about 30 minutes then turn off when I first use them.

A: Batteries are not typically shipped with a full charge. Please charge them for approximately 3 hours upon receiving the product to ensure they are fully charged before initial use.

Q: Do the socks work in sub-zero temperatures?

A: Yes, the socks are designed to provide extra warmth in cold conditions, including sub-zero temperatures, to keep your feet comfortable during outdoor activities.

8. SPECIFICATIONS

Feature	Detail
Brand	ZUOYI
Model Name	XY-9801C
Size	Unisex-Adult (US 6-14)
Color	Black & Gray
Material	Polyester
Battery Type	Lithium-Polymer
Battery Capacity	5000 mAh
Charging Time	4 Hours
Lower Temperature Rating	104°F (40°C)
Upper Temperature Rating	149°F (65°C)
Reusability	Rechargeable
Recommended Uses	Indoor Use and Outdoor Activities (Hunting, Camping, Hiking, Skiing, Walking, Fishing, Cycling, Outdoor Work)

9. WARRANTY & SUPPORT

ZUOYI Heated Socks come with a **1-year manufacturer's warranty**. For any product inquiries, technical support, or warranty claims, please refer to the contact information provided in your product packaging or visit the official ZUOYI website.