

Beats MUW43LL/A

Beats Solo 4 Wireless Bluetooth On-Ear Headphones User Manual

Model: MUW43LL/A

INTRODUCTION

This manual provides essential information for the proper use and maintenance of your Beats Solo 4 Wireless Bluetooth On-Ear Headphones. Please read this manual thoroughly before using the product.

The Beats Solo 4 headphones feature custom acoustic architecture and updated drivers for powerful sound, up to 50 hours of battery life, and a compact, lightweight, foldable design. They offer high-resolution lossless audio via USB-C or 3.5 mm audio cable and are compatible with both Apple and Android devices for seamless pairing.

WHAT'S IN THE BOX

- Beats Solo 4 Wireless Bluetooth On-Ear Headphones
- USB-C to USB-C charging cable
- 3.5mm audio cable
- Soft woven carrying case
- Quick Start Guide (this manual)
- Warranty Card



Image: Beats Solo 4 Wireless Bluetooth On-Ear Headphones in Slate Blue, showing the overall design.

SETUP

1. Charging Your Headphones

Before first use, fully charge your Beats Solo 4 headphones. Connect the included USB-C to USB-C cable to the charging

port on the headphones and to a compatible USB-C power adapter (not included) or computer USB-C port.

- A full charge provides up to 50 hours of listening time.
- A 10-minute Fast Fuel charge provides up to 5 hours of playback when the battery is low.

Personalized Spatial Audio

Like being surrounded by 64 speakers at once.



Compatible hardware and software required. Works with compatible content in supported apps. Not all content available in Dolby Atmos. iPhone with TrueDepth camera required to create a personal profile for Spatial Audio, which will sync across Apple devices running the latest operating system software, including iOS, iPadOS, macOS, and tvOS.

Image: An illustration of the Beats Solo 4 headphones with a large "50" indicating 50 hours of battery life.

2. Powering On/Off

To power on your headphones, press and hold the power button on the right earcup for 1 second. The LED indicator will light up. To power off, press and hold the power button for 1 second. The LED indicator will turn off.

3. Bluetooth Pairing

Your Beats Solo 4 headphones are designed for seamless pairing with both Apple and Android devices.

1. For Apple Devices:

- Ensure Bluetooth is enabled on your iOS device.

- Hold your Beats Solo 4 headphones near your unlocked iOS device.
- Follow the on-screen prompts to connect.

2. For Android Devices:

- Download the Beats app from the Google Play Store (if not already installed).
- Enable Bluetooth on your Android device.
- Open the Beats app and follow the instructions to pair your headphones.

3. For Other Devices:

- With the headphones powered on, press and hold the power button for 3 seconds until the LED indicator begins to flash. This puts the headphones in pairing mode.
- Go to the Bluetooth settings on your device and select "Beats Solo 4" from the list of available devices.

High-Resolution Lossless Audio

Via USB-C or 3.5 mm audio cable



Requires compatible lossless content from supported apps/services. Not all content is available in lossless format.

Image: A person wearing Beats Solo 4 headphones while looking at a smartphone, demonstrating the headphones' compatibility with both Apple and Android devices for seamless pairing.

Controls

The Beats Solo 4 headphones feature intuitive controls located on the earcups.

- **"b" Button (Left Earcup):**
 - Press once: Play/Pause audio, Answer/End call.
 - Press twice: Skip forward.
 - Press three times: Skip backward.
 - Press and hold: Activate voice assistant (Siri, Google Assistant).
- **Volume Controls (Left Earcup):**
 - Volume up button: Increase volume.
 - Volume down button: Decrease volume.
- **Power Button (Right Earcup):**
 - Press and hold for 1 second: Power On/Off.
 - Press and hold for 3 seconds (from powered on): Enter Bluetooth pairing mode.

Audio Features

The Beats Solo 4 headphones offer advanced audio capabilities:

- **Personalized Spatial Audio:** Experience immersive sound that surrounds you. This feature requires compatible hardware and software, and a TrueDepth camera for personal profile creation on iOS devices.
- **High-Resolution Lossless Audio:** Connect via the included USB-C cable or 3.5 mm audio cable for high-fidelity audio playback. This mode does not consume battery power when using the 3.5mm cable.

Up to 50 Hours of Battery Life

Plus endless listening via 3.5 mm audio cable, which requires zero battery power.



Testing conducted by Apple in March 2024 using preproduction Beats Solo 4 and software paired with iPhone 15 Pro units and pre-release software. The playlist consisted of 358 unique audio tracks purchased from the iTunes Store (256-Kbps AAC encoding). Volume was set to 50%. Testing consisted of full Beats Solo 4 battery discharge while playing audio until Beats Solo 4 stopped playback. Battery life depends on device settings, environment, usage, and many other factors.

Image: Beats Solo 4 headphones floating above a dark, abstract background, with text indicating "Personalized Spatial Audio."

Apple and Android Compatibility

Enjoy seamless one-touch pairing, automatic account setup, and Find My or Find My Device.



Requires an iCloud account and a compatible Apple device running the latest operating system software or a compatible Android device running the latest operating system software with Google Play Services enabled.

Image: A person wearing Beats Solo 4 headphones connected via a USB-C cable, demonstrating the high-resolution lossless audio capability.

MAINTENANCE

- **Cleaning:** Use a soft, dry, lint-free cloth to clean the headphones. Do not use abrasive cleaners or solvents.
- **Storage:** When not in use, store your headphones in the included soft woven carrying case to protect them from dust and scratches. The foldable design allows for compact storage.
- **Avoid Moisture:** Keep the headphones away from water and excessive moisture.
- **Temperature:** Avoid exposing the headphones to extreme temperatures.

Compact & Lightweight

Foldable design with soft woven carrying case



Image: Beats Solo 4 headphones in Slate Blue, shown in their compact, folded position, highlighting their portability and ease of storage.

TROUBLESHOOTING

Problem	Possible Solution
Headphones not powering on	Ensure the headphones are charged. Connect to a power source and try again.
Cannot pair via Bluetooth	Ensure headphones are in pairing mode (LED flashing). Turn Bluetooth off and on again on your device. Forget "Beats Solo 4" from your device's Bluetooth settings and try pairing again. Ensure headphones are within range of your device.

Problem	Possible Solution
No sound or low volume	Check volume levels on both headphones and your connected device. Ensure the headphones are properly connected via Bluetooth or audio cable. Try playing audio from a different source.
Audio quality issues	Move closer to your device to avoid interference. Ensure no other strong wireless signals are nearby. If using the 3.5mm cable, ensure it is fully inserted.

SPECIFICATIONS

Feature	Detail
Model Name	Beats Solo 4
Model Number	MUW43LL/A
Connectivity Technology	Wireless (Bluetooth), Wired (USB-C, 3.5mm)
Wireless Communication Technology	Bluetooth 5.3
Noise Control	Sound Isolation
Battery Life	Up to 50 hours
Fast Fuel Charge	10 minutes for 5 hours playback
Control Method	App, Touch, Voice (Siri)
Item Weight	1.12 ounces (approx. 31.75 grams)
Product Dimensions	8.23 x 5.2 x 3.7 inches
Color	Slate Blue (for this variant)
Manufacturer	Apple
UPC	724129017830

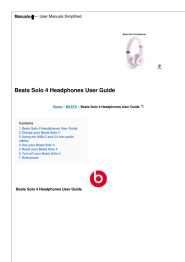



WARRANTY AND SUPPORT

This product is covered by a limited warranty. For detailed warranty information, please refer to the warranty card included in your product packaging or visit the official Beats support website. For technical support, product registration, or service inquiries, please visit www.beatsbydre.com/support.

As this is a Renewed Premium product, it is backed by the Amazon Renewed Guarantee. For details on this guarantee, please refer to the Amazon Renewed program terms and conditions.



Related Documents

	<p>Beats Solo 4 Headphones User Guide: Charging, Pairing, and Operation</p> <p>A comprehensive guide to using your Beats Solo 4 headphones, covering charging, pairing with devices, music playback, call management, Siri integration, and troubleshooting.</p>
	<p>Beats Solo 4 Headphones - Technical Specifications</p> <p>Detailed specifications for the Beats Solo 4 headphones, including dimensions, connectivity, battery life, controls, and packaging information.</p>
	<p>Beats Solo3 Wireless Headphones: Quick Start Guide and Setup</p> <p>Concise HTML guide for setting up and using Beats Solo3 Wireless headphones. Learn to connect via Bluetooth, use wired playback, manage controls, and charge your device.</p>
	<p>Beats Flex - All-Day Wireless Earphones</p> <p>Discover Beats Flex all-day wireless earphones, offering magnetic earbuds, a durable Flex-Form cable, and up to 12 hours of listening time with Fast Fuel charging. Experience premium sound, Class 1 Bluetooth connectivity, and seamless integration with Apple devices via the W1 chip, including Audio Sharing and Find My support. Available in Beats Black.</p>

Documents - Beats – MUW43LL/A

no relevant documents