

BTQILEYOO Q28-2X

BTQILEYOO Q28-2X Motorcycle Helmet Bluetooth Headset with Camera

User Instruction Manual

1. INTRODUCTION

Thank you for choosing the BTQILEYOO Q28-2X Motorcycle Helmet Bluetooth Headset with integrated camera. This device combines communication, entertainment, and recording capabilities for an enhanced riding experience. Please read this manual thoroughly before use to ensure proper operation and safety.

2. SAFETY INFORMATION

For your safety and to prevent damage to the device, please adhere to the following guidelines:

- Handle the battery with care. Avoid exposing the device to extreme temperatures (both high and low).
- Be cautious when operating near other wireless devices to prevent potential interference.
- Ensure the device is securely mounted to your helmet before riding.
- Do not attempt to disassemble or modify the device, as this will void the warranty and may cause damage or injury.
- Always prioritize road safety. Do not operate device functions that distract you from riding.

3. PACKAGE CONTENTS

Verify that all items are present in your package:

- BTQILEYOO Q28-2X Helmet Headset Unit
- 32GB TF Card (pre-installed or separate)
- Helmet Speakers with Microphone
- Mounting Bracket (Clip-on and Adhesive options)
- USB Type-C Charging Cable
- User Manual

4. PRODUCT OVERVIEW AND FEATURES

The Q28-2X unit integrates several key functionalities:



Figure 1: BTQILEYOO Q28-2X Helmet Headset Main Unit

4.1. Integrated 1080P HD Camera

The Q28-2X features a 1080P 120° ultra-wide-angle lens, capable of capturing clear and detailed high-definition videos at 30 frames per second (FPS) and crisp 2MP images. It supports up to 256GB TF cards for extended recording, with a complimentary 32GB TF card included.

1080P HD Super Wide-angle Lens

1080P/30fps HD footage is dynamic and smooth, details are clearly visible large wide viewing angle is comfortable and realistic



Figure 2: 1080P HD Super Wide-angle Lens for clear video capture.

4.2. Advanced Noise Reduction

Equipped with a high-sensitivity microphone and combining CVC algorithm with DSP hardware, the device effectively reduces environmental noise, ensuring clear human voice transmission during calls and recordings.

Intelligent Noise Reduction

Noisy Environment Clear Chat

Adopts the professional noise reduction method combining the call noise reduction CVC algorithm + DSP hardware to effectively reduce the ambient noise.



Figure 3: Intelligent Noise Reduction for clear communication in noisy environments.

4.3. Long-Lasting Battery and Fast Charging

The built-in 1500mAh battery provides approximately 50 hours of music playback and 6.5 hours of continuous video recording. It boasts a standby time of up to 18 months and supports Type-C fast charging. Battery status can be displayed on your connected phone.



Figure 4: Extended battery life for music and video recording.

4.4. IP66 Waterproof Rating

The Q28-2X is IP66 waterproof, designed to withstand various weather conditions including dust, rain, storms, and snow, ensuring reliable performance even in challenging outdoor environments.

4.5. Intercom and Connectivity

Supports dual 1000m intercom functionality and is compatible with other third-party wireless headset intercom systems. It features Bluetooth 5.3 for stable audio streaming and Wi-Fi hotspot for direct phone connectivity to view and download recorded footage.

Camera | Intercom Helmet Wireless All-In-One

1000m two-person intercom / 1080P Photo-video recording
120° Large wide-angle lens



*Free 32G high speed
memory card

Figure 5: All-in-one Camera and Intercom system.

Wifi Hotspot

0 Flow Cell Phone Connectivity

Mobile phone directly connected to the recorder, real-time preview, fast advance and playback of live video; view and download photos/videos



Figure 6: Wi-Fi Hotspot for seamless phone connectivity and media management.

4.6. 360° Body Adjustment

The camera body can be rotated 360 degrees, allowing for flexible adjustment of the shooting angle to capture panoramic video or adapt to horizontal/vertical shooting preferences.

Helmet Exclusive HD Recorder



HD Video Recording
1920*1080@30FPS



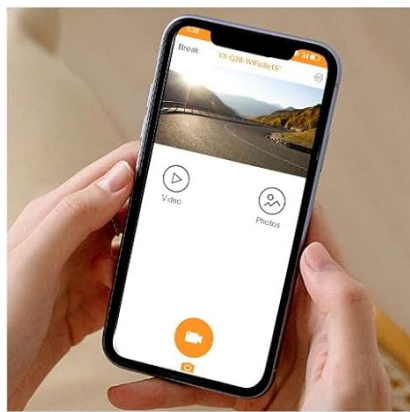
Horizontal/
vertical video recording
Support horizontal/vertical shooting



Intercom
1000m intercom



360°Rotating
Free rotation Adjustable angle



Wireless Playback/Download
WIFI Hotspot Play/
Download Video



120°Wide Angle
Large wide-angle lens
Wide field of view

Figure 7: Helmet Exclusive HD Recorder with 360° rotation capability.

5. SETUP AND INSTALLATION

5.1. Mounting the Unit

The Q28-2X unit can be mounted on the side of your helmet using either the clip-on bracket or the adhesive mount. Ensure the mount is securely fastened and the unit clicks firmly into place. The mount allows for adjustment to optimize the camera's viewing angle.

5.2. Speaker and Microphone Installation

Install the speakers inside your helmet's ear pockets. Route the microphone to a position near your mouth for optimal voice pickup. Ensure wires are tucked away neatly to avoid discomfort or interference.

5.3. Initial Charging

Before first use, fully charge the device using the provided USB Type-C cable. Connect the cable to the charging port on the unit and a compatible USB power source.

6. OPERATING INSTRUCTIONS

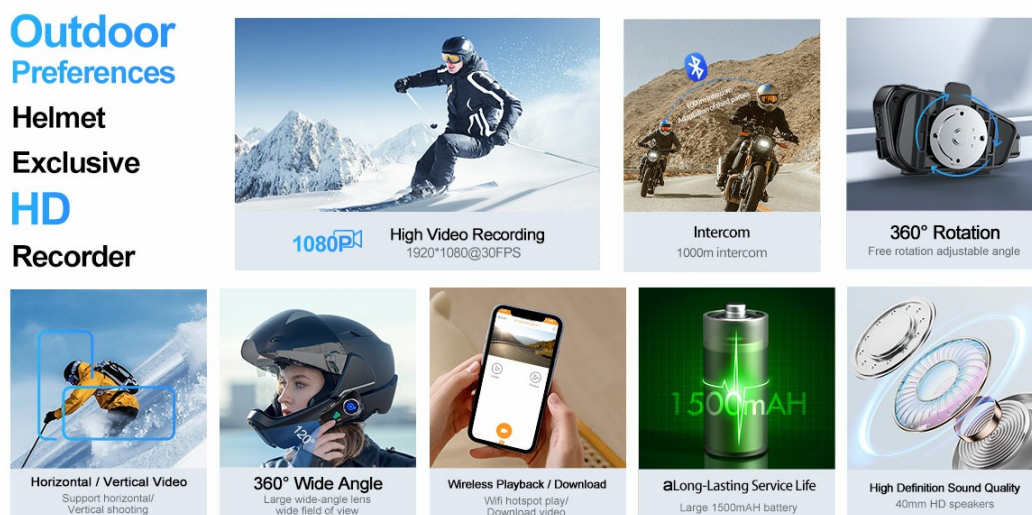


Figure 8: Function Buttons and their corresponding actions.

6.1. Power On/Off

To power on the device, press and hold the main power button (usually the central button or indicated as 'Motor' on the unit) until the indicator lights illuminate. To power off, press and hold the same button until the lights turn off.

6.2. Bluetooth Connectivity

1. Ensure Bluetooth is enabled on your smartphone.
2. On your phone, search for available Bluetooth devices. The device will appear as "Q28".
3. Select "Q28" to pair. Once paired, you can stream music, make calls, and receive GPS voice prompts.

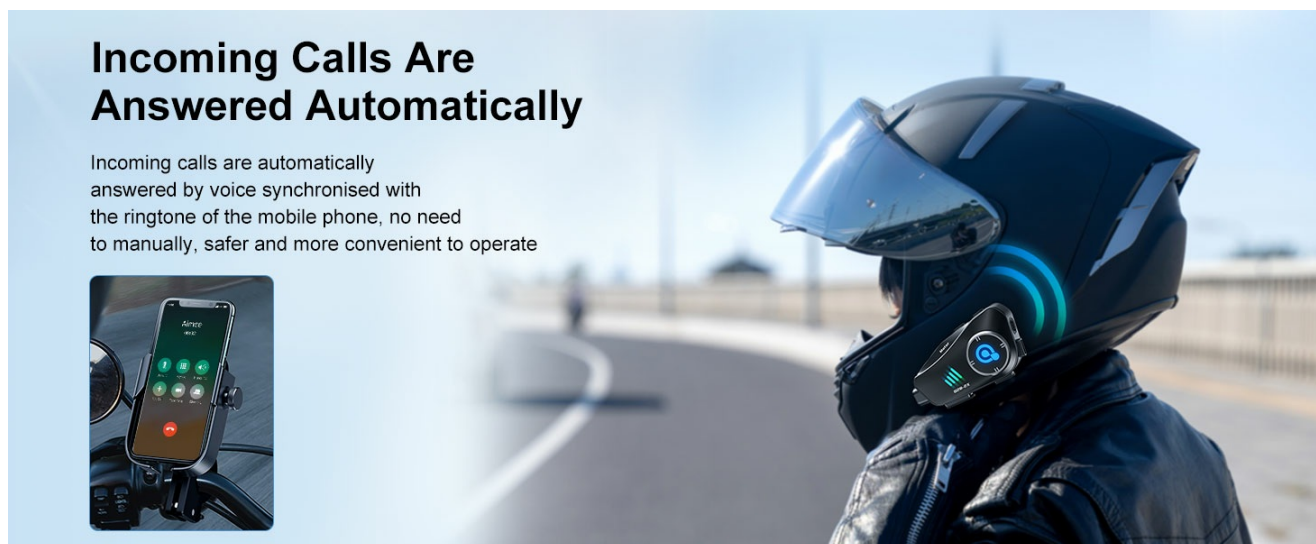


Figure 9: Incoming calls are automatically answered for convenience.

6.3. Camera Operation

The camera has a separate power button. Press the camera power button to turn it on/off. Once on, press the record button to start/stop video recording. A short press of the photo button will capture a still image.

6.4. Wi-Fi Hotspot and App Usage

Activate the Wi-Fi hotspot on the device (refer to the function button diagram). Connect your smartphone to this Wi-Fi network. Download the dedicated app (check the manual for QR code or app store name). Through the app, you can:

- View real-time camera feed.
- Playback recorded videos and photos.
- Download media files to your phone.
- Adjust camera settings (resolution, loop recording, etc.).

6.5. Intercom Function

Refer to the specific intercom pairing instructions in the quick start guide for connecting with another Q28-2X unit or compatible third-party intercoms. The intercom button on the unit initiates and ends intercom conversations.

7. MAINTENANCE

7.1. Cleaning

Wipe the unit with a soft, damp cloth. Do not use harsh chemicals or abrasive cleaners. Ensure all ports are dry before charging.

7.2. TF Card Management

Regularly format the TF card to maintain optimal recording performance and prevent data corruption. This can typically be done through the companion app's settings. Back up important footage before formatting.

7.3. Battery Care

To prolong battery life, avoid fully discharging the device frequently. Store the device in a cool, dry place when not in use for extended periods.

8. TROUBLESHOOTING

- **Device not powering on:** Ensure the battery is charged. Connect to a power source and try again.
- **Bluetooth pairing issues:** Ensure the device is in pairing mode. Turn off and on your phone's Bluetooth. Forget previous pairings and try again. Confirm you are connecting to "Q28".
- **No audio from speakers:** Check speaker connections to the main unit. Ensure volume is not muted on the device or your phone.
- **Camera not recording/saving:** Ensure a TF card is inserted and has sufficient free space. Format the TF card if issues persist.
- **App display issues (e.g., untranslated text):** While the device unit supports English, some parts of the companion app may not be fully translated. Refer to the manual's diagrams and common icons for navigation.
- **Intercom not connecting:** Ensure both units are within range and in intercom pairing mode. Refer to the specific pairing sequence in the quick start guide.

9. SPECIFICATIONS

Feature	Specification
---------	---------------

Model	Q28-2X
Camera Resolution	1080P HD (1920*1080) @ 30FPS
Lens Angle	120° Wide Angle
Photo Resolution	2MP
Battery Capacity	1500mAh
Music Playback Time	Up to 50 hours
Video Recording Time	Up to 6.5 hours
Standby Time	Up to 18 months
Charging Port	USB Type-C
Waterproof Rating	IP66
Bluetooth Version	5.3
Intercom Range	Up to 1000m (dual intercom)
Supported TF Card	Up to 256GB
Item Weight	11.5 ounces
Material	Aluminum

10. WARRANTY AND SUPPORT

For warranty information and technical support, please refer to the documentation provided with your purchase or contact BTQILEYOO customer service directly. Keep your proof of purchase for warranty claims.