

Celly S77190977

Celly Screen Protector for Samsung A53 Mobile Instruction Manual

Model: S77190977

1. PRODUCT OVERVIEW

The Celly Screen Protector is specifically designed to provide scratch protection for your Samsung A53 mobile device. This product is manufactured by Celly and is identified by model number S77190977.



An image showing the Celly Screen Protector positioned next to a smartphone, illustrating its transparent nature and how it covers the screen.

2. INSTALLATION GUIDE

Follow these steps for proper installation of your Celly Screen Protector to ensure optimal adhesion and protection.

1. **Clean the Screen:** Ensure your Samsung A53 mobile screen is completely clean and free of dust, smudges, and fingerprints. Use a microfiber cloth and screen cleaner if necessary.

- Align the Protector:** Carefully align the screen protector with your phone's screen. Pay attention to the cutouts for the camera and sensors to ensure correct positioning.
- Apply the Protector:** Gently place the protector onto the screen. Start from one edge and slowly lower it, allowing it to adhere naturally across the surface.
- Remove Air Bubbles:** If air bubbles appear, gently push them towards the edges of the screen using a soft card or your finger wrapped in a clean cloth.
- Final Check:** Ensure the protector is securely attached and there are no remaining bubbles or misalignments.

3. Usage

Once installed, the Celly Screen Protector operates passively, providing continuous protection to your device's screen. No specific operational steps are required for its function.

4. Care and Maintenance

- To maintain the clarity and effectiveness of your screen protector, adhere to the following guidelines:
- Cleaning:** Wipe the screen protector regularly with a soft, lint-free cloth. For stubborn smudges, use a screen-safe cleaning solution specifically designed for electronics.
 - Avoid Harsh Chemicals:** Do not use abrasive cleaners, alcohol, or ammonia-based solutions, as these can damage the protector's coating and adhesive.
 - Protection:** While the protector offers scratch resistance, avoid placing your phone with sharp objects (e.g., keys, coins) to prevent excessive damage to both the protector and the underlying screen.

5. Troubleshooting

Common Issues and Solutions

- Air Bubbles After Installation:** If small bubbles persist, try gently lifting the nearest edge of the protector and reapplying it, pushing the air out towards the edge. For larger or persistent bubbles, a complete reapplication after thorough screen cleaning may be necessary.
- Dust Under Protector:** If dust particles are trapped, carefully lift the protector and use a dust-removal sticker or a piece of tape to gently lift the dust from both the screen and the protector's adhesive side.
- Protector Not Sticking:** Ensure the screen is perfectly clean and dry before application. Extreme temperatures can affect adhesion; apply the protector in a moderate room temperature environment.

6. Product Specifications

Feature	Detail
Brand	Celly
Model Number	S77190977
Compatible Device	Samsung A53 Mobile
Product Dimensions	6.69 x 3.94 x 0.39 inches





Feature	Detail
Item Weight	1.06 ounces
Finish Type	Matt
Color	Multicoloured
Manufacturer	Celly
Date First Available	August 5, 2024



7. WARRANTY AND SUPPORT

For warranty information or technical support regarding your Celly Screen Protector, please refer to the official Celly website or contact their customer service directly. Keep your purchase receipt as proof of purchase.

Manufacturer: Celly
Model: S77190977

Related Documents - S77190977

	<p>Celly BUZ1 Bluetooth Earphones User Manual</p> <p>User manual for Celly BUZ1 Bluetooth earphones, providing instructions on setup, operation, safety precautions, maintenance, and technical specifications.</p>
	<p>Celly BHTWINSACT Bluetooth Stereo Earphones User Manual</p> <p>Comprehensive user manual for Celly BHTWINSACT Bluetooth Stereo Earphones, covering safety, usage, technical specifications, and compliance information.</p>
	<p>Celly BHTWINSACT Bluetooth Stereo Earphones User Manual</p> <p>User manual for Celly BHTWINSACT Bluetooth stereo earphones, covering setup, usage, safety, technical specifications, and disposal. Learn how to pair, use, and maintain your Celly wireless earbuds.</p>
	<p>CELLY Keith Haring TWS Earphones User Manual</p> <p>This document provides the user manual for the CELLY Keith Haring TWS earphones, including safety instructions, pairing, operation, and specifications. It is available in multiple languages.</p>

	<p>Celly Pantone PT-WH005 Bluetooth Headphones User Manual</p> <p>User manual for the Celly Pantone PT-WH005 Bluetooth headphones, covering setup, operation, safety, technical specifications, and compliance information.</p>
	<p>Celly PCBHSTEREO Bluetooth Stereo Earphones User Manual</p> <p>Comprehensive user manual for Celly PCBHSTEREO Bluetooth stereo earphones, covering safety guidelines, usage instructions, pairing, technical specifications, and compliance information.</p>