

Manuals+

[Q & A](#) | [Deep Search](#) | [Upload](#)

manuals.plus /

- › [KNKA](#) /
- › [KNKA APH3000 Air Purifier User Manual](#)

KNKA APH3000

KNKA APH3000 Air Purifier User Manual

Model: APH3000 | Brand: KNKA

SAFETY INFORMATION

WARNING: Plastic bags can be dangerous! To avoid danger of suffocation, keep this bag away from babies and children. Do not use this bag in cribs, beds, carriages or playpens. This bag is not a toy. Remove the protective film on the filter before use.

PRODUCT OVERVIEW

The KNKA APH3000 Air Purifier is a high-performance air cleaning system designed to improve indoor air quality in large spaces. Its sleek and compact design allows it to blend seamlessly into any home or office environment.



The KNKA APH3000 Air Purifier, a compact white unit with a black top panel, is designed to purify air in large rooms. It features a digital display and air vents on the front and sides. A dog is pictured next to the unit, highlighting its suitability for pet owners.

- **Effortlessly Purifies Spaces up to 2325 Sq. Ft:** Designed for bedrooms, living rooms, offices, and large open areas. Its powerful fan and circulation system quickly remove airborne pollutants, ensuring fresh air for your family in any environment.
- **Advanced Triple Filtration:** The washable pre-filter extends the H13 HEPA filter's lifespan, reducing costs while capturing larger particles like hair and dust. The HEPA filtration system with an activated carbon layer removes 99.9% of particles as small as 0.3 microns, including dust, pollen, pet dander, and smoke, making it ideal for households with pets or allergy sufferers.
- **Real-Time Air Quality Monitoring:** A built-in sensor continuously tracks air quality, with real-time updates displayed via an LED indicator. In Auto Mode, the room air purifier adjusts fan speed automatically for optimal performance and energy efficiency.
- **Ultra-Quiet Sleep Mode:** Operating at just 24dB—quieter than a whisper—it ensures restful sleep and uninterrupted air purification, a flexible light button to adjust the purifier's lights as needed, making it perfect for bedrooms or nurseries.
- **Turbo Mode and Essential Features:** Speeds up purification by over one-third, effectively eliminating odors and pollutants. Additional features include a child lock, an aroma sponge for added ambiance, and a user-

friendly design. Air purifiers for home pets combine style, efficiency, and convenience.

- **Customizable Modes:** Choose from three adjustable fan speeds or let Auto Mode adjust automatically based on air quality. The timer function (1-12 hours) ensures convenience when sleeping or away.
- **Hassle-Free Maintenance:** A filter replacement indicator notifies you when it's time to change filters. Replace every 3–6 months for optimal performance. Use official KNKA filters (search for B0DDKMTRXK or B0D9PVNF1K on Amazon).



Ultimate Purification, Rapid Relief

Quickly purify extra-large spaces for a healthier home.

CADR
300 CFM

Covers up to
2,325 ft²*

*Based on 1 air change per hour.

The KNKA APH3000 Air Purifier is shown in a spacious living room, emphasizing its ability to purify large areas up to 2325 sq. ft. The image highlights its integration into a family environment, suggesting clean air for all occupants and pets.

Essential Reason for Ultimate Purification


Unique Air Circulation System



Extra-large fan



High CADR



Whisper-quiet



High Power Mode



An internal view of the KNKA APH3000 Air Purifier illustrates its unique air circulation system. It features an extra-large fan, high CADR (Clean Air Delivery Rate), whisper-quiet operation, and a high power mode, all contributing to ultimate purification.

SETUP

Initial Setup

Follow these steps to set up your KNKA APH3000 Air Purifier:

1. **Unboxing:** Carefully remove the air purifier and all accessories from the packaging.
2. **Filter Installation:**
 - Open the front panel of the air purifier.
 - Remove the protective plastic film from the pre-installed filter.
 - Ensure the filter is correctly oriented (pre-filter facing outwards) and reinsert it.
 - Close the front panel securely.
3. **Power Connection:** Connect the AC power adapter to the air purifier and plug it into a suitable power outlet.

This video provides a step-by-step guide on how to unbox and set up the KNKA APH3000 Air Purifier, including removing packaging, installing filters, and connecting power.



The main product image of the KNKA APH3000 Air Purifier, a white rectangular unit with a black top panel and front air intake.

KNKA | Air Purifier

Silent operation in sleep mode with lights off
Help you sleep better



The KNKA APH3000 Air Purifier is shown plugged into a wall outlet, ready for operation. The power cord is visible, emphasizing the ease of connection.

OPERATING INSTRUCTIONS

Control Panel Overview

The control panel on the top of the unit features several touch-sensitive buttons and a digital display for easy operation.

Easy Operation with Intelligent Touch

Select a mode and set schedule for 24/7 clean air



A close-up of the KNKA APH3000 Air Purifier's intelligent touch control panel, showing various buttons and a digital display. The Turbo mode button is highlighted, indicating quick purification.

Power On/Off

Press the power button to turn the unit on or off.

Air Quality Monitoring

The built-in sensor continuously tracks air quality, with real-time updates displayed via an LED indicator on the control panel.

Accurate PM2.5 Sensor

View real-time PM2.5 level by the indicator light



The KNKA APH3000 Air Purifier's real-time air quality monitoring feature is shown, with an LED indicator displaying PM2.5 levels. The display changes color to indicate Excellent, Moderate, Poor, or Unhealthy air quality.

Fan Speed Adjustment

Cycle through different fan speeds (Intelligent, Sleep, Speed 1, Speed 2, Speed 3) using the fan speed button.

Auto Mode


In Auto Mode, the air purifier adjusts fan speed automatically based on the detected air quality for optimal performance and energy efficiency.

Sleep Mode

Operating at just 24dB, Sleep Mode ensures restful sleep and uninterrupted air purification. The display lights can be dimmed or turned off.

Washable Pre-Filter

The washable pre-filter increases efficiency and extends the life of the overall filtration system.



Easy to Clean



Reusable



Economical



Extend Service Life

The KNKA APH3000 Air Purifier is depicted in a bedroom at night, emphasizing its ultra-quiet Sleep Mode operation at 24dB. The image suggests it provides uninterrupted air purification for better sleep.

Turbo Mode

Speeds up purification by over one-third, effectively eliminating odors and pollutants quickly.

Timer Function

The timer function (1-12 hours) ensures convenience when sleeping or away.

Child Lock

Activate the child lock to prevent accidental changes to settings.



The child lock feature of the KNKA APH3000 Air Purifier is illustrated with a baby and a cat near the unit, indicating that settings can be locked to prevent accidental changes by children or pets.

Aroma Sponge

Add essential oils to the aroma sponge for added ambiance.

MAINTENANCE

Filter Replacement Indicator

A filter replacement indicator notifies you when it's time to change filters. The indicator will turn red when the filter life is less than 5%.



The filter replacement indicator on the KNKA APH3000 Air Purifier is shown, highlighting that it turns red when filter life is below 5%, signaling the need for replacement.

Filter Replacement

Replace filters every 3–6 months for optimal performance. Use official KNKA filters (search for B0DDKMTRXK or B0D9PVNF1K on Amazon).

Upgraded Powerful 3-Stage + Filtration

99.97% + Efficiency for Particles Down to 0.3µm
Upgraded, Larger, and Thicker for a Longer Lifespan.



Deodorization AC Filter



Efficient TH Filter



Vacuamable Pre Filter



3RD PARTY CERTIFIED



The washable pre-filter of the KNKA APH3000 Air Purifier is shown being cleaned under running water, illustrating its reusability and ease of maintenance to extend the life of the overall filtration system.

Longer Lifespan, Lower Costs



**Washable
Pre-Filter**



**Filter Replacement
Unwashable**



An image comparing the washable pre-filter with the unwashable main filter of the KNKA APH3000 Air Purifier, emphasizing the longer lifespan and lower costs due to the reusable pre-filter.

TROUBLESHOOTING

Common Issues

- **Unit not turning on:** Ensure the power adapter is securely plugged into both the unit and a working electrical outlet.
- **Poor air purification:** Check if the protective plastic film has been removed from the filter. Ensure the filter is clean and not clogged. Replace the filter if the indicator light is red.
- **Unusual noise:** Verify that the filter is correctly installed and the front panel is securely closed.





PRODUCT SPECIFICATIONS

Feature	Detail
Color	White
Brand	KNKA
Product Dimensions	6.22"D x 11.73"W x 14.92"H
Floor Area	2325 Square Feet
Specification Met	Energy Star Certified, FCC Certified, ETL Certified, CARB Certified, EPA Certified
Noise Level	24 dB
Particle Retention Size	0.3 Micron
Controller Type	Touch
Wattage	48 watts
UPC	717331965976
Manufacture Year	2024
Manufacturer	KNKA
Item Weight	7.9 pounds
ASIN	B0D9PTN74F
Country of Origin	China
Item model number	APH3000
Assembly required	No
Batteries required	No
Included Components	1 x 3-Stage Original Filter (Pre-Installed), 1 x User Manual, 1 x Air Purifier

WARRANTY AND CUSTOMER SUPPORT

For warranty information or technical support, please refer to the contact details provided in your product's user manual or visit the official KNKA website.

Related Documents - APH3000

	<p>KNKA APH3000 Luftreiniger Benutzerhandbuch</p> <p>Umfassendes Benutzerhandbuch für den KNKA APH3000 Luftreiniger, das Einrichtung, Bedienung, Funktionen, Wartung und Fehlerbehebung abdeckt. Erfahren Sie, wie Sie Ihren KNKA APH3000 effektiv nutzen und pflegen.</p>
	<p>KNKA QN8014CE Negative Ion High Speed Hair Dryer User Manual</p> <p>User manual for the KNKA QN8014CE Negative Ion High Speed Hair Dryer, covering product introduction, safety precautions, operating instructions, specifications, maintenance, and troubleshooting FAQs.</p>
	<p>AP2000WF Air Purifier User Manual and Features</p> <p>Comprehensive guide to the AP2000WF Air Purifier by DongGuan Zeyuan Household Appliances Co., Ltd., detailing its principles of air purification, specifications, operation, maintenance, and safety precautions. Includes information on the HEPA filter and aromatherapy function.</p>
	<p>KNKA Air Purifier ZY2866GWF User Manual</p> <p>User manual for the KNKA Air Purifier Model ZY2866GWF, detailing its principles of air purification, specifications, operation, maintenance, and safety precautions.</p>