

MONODEAL MD708

MONODEAL MD708 Portable CD Player & BT Boombox User Manual

Model: MD708
Brand: MONODEAL

1. INTRODUCTION AND OVERVIEW

The MONODEAL MD708 is a versatile portable audio device designed for various listening environments, from indoor use to outdoor activities. It integrates a CD player, FM radio, Bluetooth receiver, and USB playback capabilities, all within a compact and durable IPX4 waterproof design. This manual provides detailed instructions for setting up, operating, and maintaining your MD708 to ensure optimal performance and longevity.



Figure 1.1: Front view of the MONODEAL MD708 Portable CD Player, showcasing its compact design, LED display, and integrated speakers.

2. PACKAGE CONTENTS

Please check the package carefully to ensure all items are present and in good condition:

- MONODEAL MD708 Portable CD Player Unit (x1)
- Type-C Charging Cable (x1)
- User's Guide (x1)
- After-sales Manual (x1)

3. PRODUCT FEATURES

The MONODEAL MD708 offers a comprehensive set of features for an enhanced audio experience:

- **Multi-format CD Player:** Compatible with CD-DA, CD-R, CD-RW, MP3, and WMA formats. Includes random play, repeat play, and programming functions.
- **FM Radio:** Built-in FM tuner with 3 preset stations, long antenna, and upgraded DSP chip for improved reception.
- **Bluetooth Connectivity:** Bluetooth receiving function allows pairing with mobile phones and tablets to stream music wirelessly (up to 15 meters range). *Note: Does not support Bluetooth transmission to wireless headphones or speakers.*
- **USB Playback:** Conveniently play MP3 or WMA music files directly from a USB flash drive.
- **High-Quality Stereo Sound:** Equipped with two 3W high-power built-in speakers for clear and full stereo audio.
- **User-Friendly Design:** Features an LED display, smooth volume dial, and intuitive buttons for ease of use.
- **Portable and Durable:** Designed with a convenient handle and IPX4 waterproof rating, making it suitable for various environments.
- **Dual Power Supply:** Operates via a Type-C charging cable (corded electric) or its built-in 2000mAh rechargeable battery for portability.
- **Additional Functions:** Includes a 3.5mm headphone jack for private listening, sleep timer, and alarm clock functions.



Figure 3.1: The MD708 supports four primary playback methods: USB, CD, FM Radio, and Bluetooth, offering versatile audio options.

4. SETUP

4.1 Powering On and Charging

1. **Initial Charge:** Before first use, it is recommended to fully charge the built-in 2000mAh battery. Connect the supplied Type-C charging cable to the unit's charging port and the other end to a compatible USB power adapter (not included) or a computer USB port. The LED display will indicate charging status.
2. **Power On/Off:** Press and hold the **POWER** button located on the top panel to turn the unit on or off.



Figure 4.1: The MD708 features a built-in 2000mAh battery, providing extended portable use after a full charge.

5. OPERATING INSTRUCTIONS

5.1 General Controls

Familiarize yourself with the main controls located on the top and front panels:

- **Power Button:** On/Off.
- **Source Button:** Cycles through playback modes (CD, FM, Bluetooth, USB, AUX).
- **Volume Dial:** Adjusts audio volume. Press to confirm selections.
- **Play/Pause Button:** Starts or pauses playback.
- **Skip/Search Buttons:** Skips tracks/stations or fast forwards/rewinds.
- **Mode/Program Button:** Accesses program functions or changes playback modes within CD.
- **Snooze Button:** For alarm snooze function.





Figure 5.1: Examples of the MD708's LED display in different operating modes (CD, Bluetooth, FM).

5.2 CD Playback

1. **Insert CD:** Open the CD compartment cover on the side/back of the unit and carefully insert a CD with the label side facing up. Close the cover securely.
2. **Select CD Mode:** Press the **SOURCE** button until "CD" appears on the LED display.
3. **Play/Pause:** The CD will begin playing automatically. Press the **PLAY/PAUSE** button to pause or resume playback.
4. **Skip Tracks:** Press the **SKIP** buttons (|<< or >>|) to skip to the previous or next track.
5. **Fast Forward/Rewind:** Press and hold the **SKIP** buttons to fast forward or rewind within a track.
6. **Program Play:** Refer to the detailed instructions in the included User's Guide for programming specific track orders.



Figure 5.2: The MD708 functions as both a CD player and an FM radio, offering diverse listening options.

5.3 FM Radio Operation

1. **Select FM Mode:** Press the **SOURCE** button until "FM" appears on the LED display.
2. **Extend Antenna:** Fully extend the built-in FM antenna for optimal reception.
3. **Auto Scan:** Press and hold the **PLAY/PAUSE** button to automatically scan and save available FM stations.
4. **Manual Tuning:** Briefly press the **SKIP** buttons to fine-tune the frequency.
5. **Preset Stations:** Use the numbered buttons (1, 2, 3) to quickly select your favorite preset radio stations. Refer to the User's Guide for instructions on setting presets.

5.4 Bluetooth Connection

1. **Select BT Mode:** Press the **SOURCE** button until "BT" appears on the LED display. The unit will enter pairing mode, indicated by a flashing Bluetooth icon.
2. **Enable Bluetooth on Device:** On your mobile phone, tablet, or other Bluetooth-enabled device, enable Bluetooth and search for available devices.
3. **Pair:** Select "MONODEAL MD708" from the list of found devices. Once paired, the Bluetooth icon on

the MD708's display will stop flashing and remain solid.

4. **Play Music:** You can now play audio from your connected device through the MD708 speakers. Control playback (play/pause, skip) either from your device or the MD708.




Figure 5.3: The MD708 can function as a Bluetooth speaker, allowing wireless audio streaming from compatible devices.

5.5 USB Playback

1. **Insert USB Drive:** Insert a USB flash drive containing MP3 or WMA audio files into the USB port on the unit.
2. **Select USB Mode:** Press the **SOURCE** button until "USB" appears on the LED display.
3. **Play Music:** The unit will automatically detect and begin playing the audio files from the USB drive. Use the **PLAY/PAUSE** and **SKIP** buttons to control playback.

5.6 Clock and Alarm Functions

1. **Setting Time:** Refer to the detailed instructions in the included User's Guide for setting the current time.
2. **Setting Alarm:** Refer to the detailed instructions in the included User's Guide for setting the alarm time and alarm source (e.g., FM radio, CD).
3. **Snooze:** When the alarm sounds, press the **SNOOZE** button to temporarily silence it for a few minutes.

5.7 Sleep Timer

1. **Activate Sleep Timer:** Press the **SLEEP** button (if available, or refer to manual for specific button). Each press will cycle through available sleep timer durations (e.g., 15, 30, 60, 90 minutes, OFF).
2. **Automatic Shut-off:** The unit will automatically turn off after the selected duration.

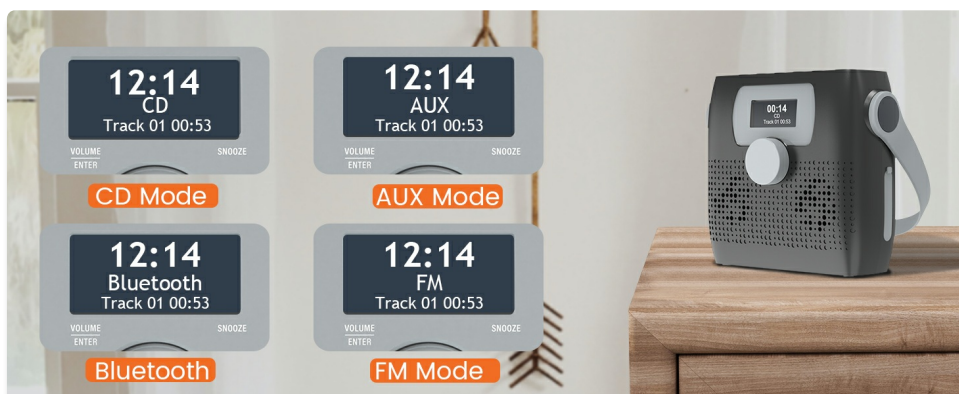


Figure 5.4: The MD708 includes a sleep timer function for automatic shut-off and a clear time display.

5.8 Headphone Use

To enjoy private listening, connect any standard 3.5mm stereo headphones (not included) to the headphone jack located on the side of the unit. The built-in speakers will automatically mute when headphones are connected.

6. MAINTENANCE

Proper care and maintenance will extend the life of your MONODEAL MD708:

- **Cleaning:** Use a soft, dry cloth to clean the exterior of the unit. For stubborn marks, a slightly damp cloth can be used, followed by a dry cloth. Do not use abrasive cleaners, waxes, or solvents.
- **CD Lens Care:** Avoid touching the CD lens. If the lens is dirty, use a commercially available CD lens cleaner.
- **Storage:** When not in use for extended periods, store the unit in a cool, dry place away from direct sunlight and extreme temperatures.
- **Water Resistance:** The unit is IPX4 waterproof, meaning it is resistant to splashing water from any direction. Do not submerge the unit in water or expose it to strong jets of water. Ensure all port covers are securely closed when using in wet environments.

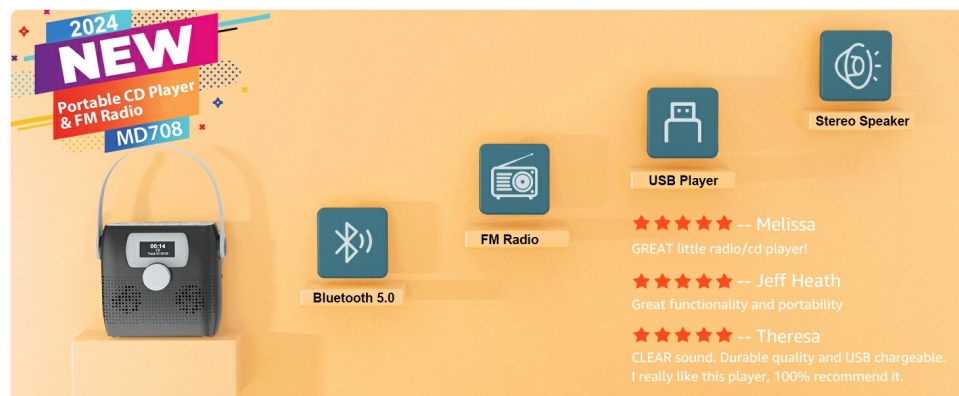


Figure 6.1: The MD708 features an IPX4 waterproof rating, providing protection against splashing water.

7. TROUBLESHOOTING

If you encounter issues with your MD708, please refer to the following common problems and solutions:

Problem	Possible Cause	Solution
Unit does not power on.	Battery is depleted; Power cable not connected properly.	Charge the unit fully; Ensure Type-C cable is securely connected to both the unit and power source.
No sound from speakers.	Volume is too low; Headphones are connected; Incorrect source selected.	Increase volume using the dial; Disconnect headphones; Press SOURCE button to select the correct playback mode.

Problem	Possible Cause	Solution
CD skipping or not playing.	CD is dirty or scratched; CD inserted incorrectly; Unit is on an unstable surface.	Clean the CD with a soft cloth; Re-insert CD with label side up; Place the unit on a stable, flat surface.
Poor FM radio reception.	Antenna not extended; Weak signal area.	Fully extend the FM antenna; Try repositioning the unit for better signal.
Bluetooth device cannot pair.	MD708 not in pairing mode; Device too far; Bluetooth on device is off.	Ensure MD708 is in BT mode and flashing; Move device closer (within 15m); Enable Bluetooth on your device.

If the problem persists after trying these solutions, please refer to the 'Warranty and Support' section for further assistance.

8. SPECIFICATIONS

Feature	Detail
Model	MD708-gray
Supported Audio Formats	CD-DA/CD-R/CD-RW/MP3/WMA
Tuner Technology	FM
Speaker Output	2 x 3W (6 watts total)
Audio Output Mode	Stereo
Power Source	Battery Powered (2000mAh built-in), Corded Electric (Type-C)
Display Type	LED
Waterproof Rating	IPX4
Connectivity	Bluetooth, USB, Auxiliary (3.5mm headphone jack)
Item Weight	2.02 Pounds (approx. 916.26 g)
Parcel Dimensions	22 x 20.4 x 11.1 cm

9. WARRANTY AND SUPPORT

MONODEAL is committed to providing quality products and customer satisfaction. Your MD708 Portable CD Player comes with a manufacturer's warranty. For specific details regarding the warranty period and coverage, please refer to the 'After-sales Manual' included in your package or visit the official MONODEAL website.

For technical support, troubleshooting assistance beyond this manual, or warranty claims, please contact MONODEAL customer service through the contact information provided in your 'After-sales Manual' or on the official MONODEAL brand store page on Amazon. Please have your model number (MD708) and purchase details ready when contacting support.

Online Support: You can often find additional support resources, FAQs, and contact information by visiting the [MONODEAL Store on Amazon](#).