

[Manuals.plus](#) /

› [advwin](#) /

› User Manual for advwin Bladeless Fan

advwin BW-308Y-DC

User Manual for advwin Bladeless Fan

Model: BW-308Y-DC

INTRODUCTION

Thank you for choosing the advwin Bladeless Fan. This 38-inch air circulator is designed to provide efficient and quiet cooling for your home or office. Featuring a bladeless design for enhanced safety, 24 customizable speeds, a 12-hour timer, and 600 oscillation, this fan offers advanced control and comfort. Please read this manual thoroughly before operation to ensure proper use and maintenance.

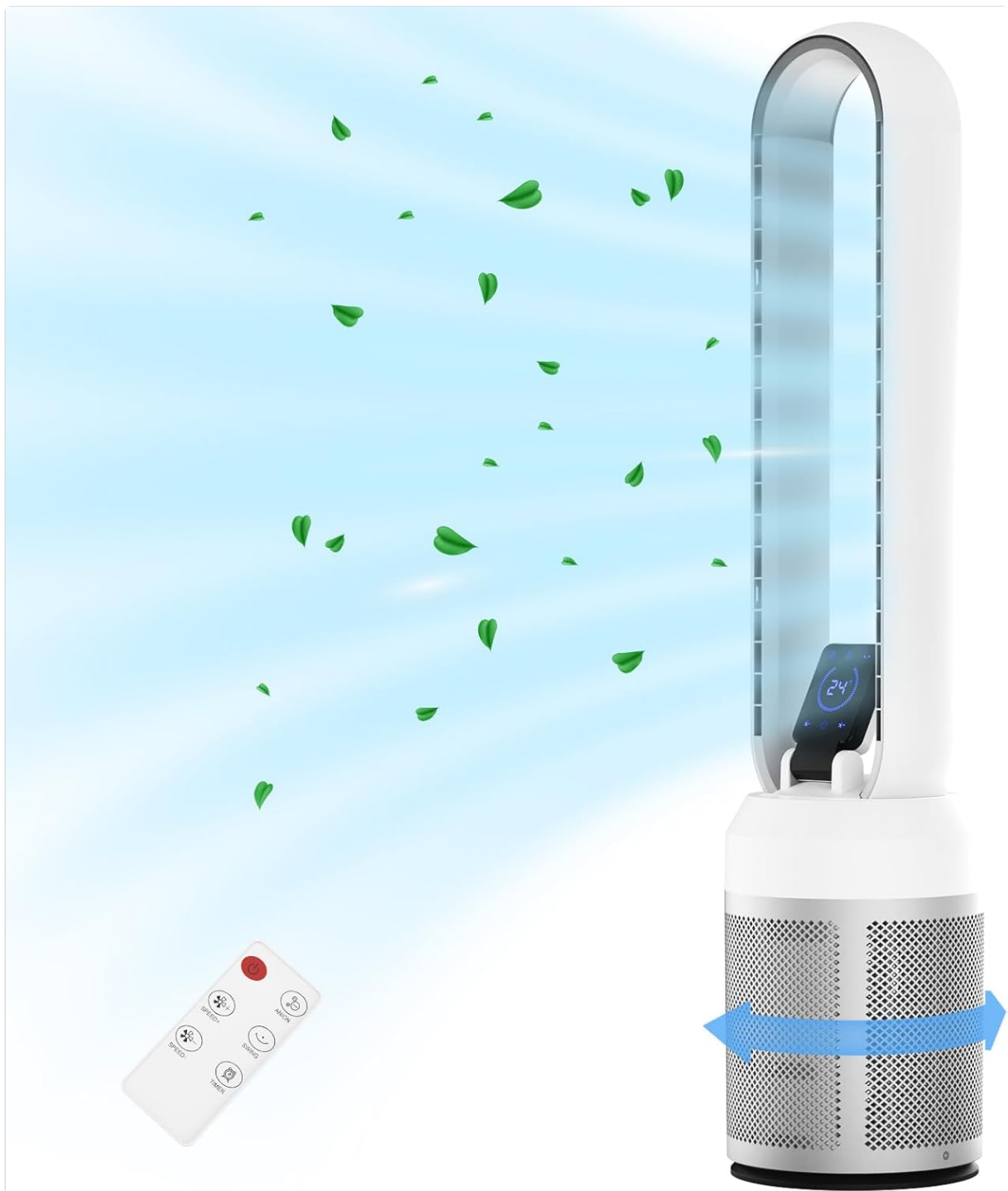


Image: The advwin Bladeless Fan in silver, demonstrating its air circulation capabilities with green leaves flowing from the unit. A remote control is visible in the foreground.

IMPORTANT SAFETY INSTRUCTIONS

To reduce the risk of fire, electric shock, or injury, please observe the following:

- Always unplug the fan before cleaning or performing any maintenance.
- Do not operate the fan with a damaged cord or plug. If the cord or plug is damaged, contact customer service.
- Do not run cord under carpeting. Do not cover cord with throw rugs, runners, or similar coverings. Arrange cord away from traffic area and where it will not be tripped over.
- This appliance is not intended for use by persons (including children) with reduced physical, sensory or mental capabilities, or lack of experience and knowledge, unless they have been given supervision or instruction concerning use of the appliance by a person responsible for their safety.

- Children should be supervised to ensure that they do not play with the appliance.
- Do not insert fingers or foreign objects into any openings on the fan.
- Do not use outdoors or on wet surfaces.
- The bladeless design enhances safety, making it suitable for households with children and pets.

SAFE BLADELESS DESIGN

Safer for family with children and pets.




Image: A young child and a small dog sitting comfortably and safely near the advin bladeless fan, highlighting its child and pet-friendly design.

SAFE AND FRIENDLY FOR PETS AND KIDS

Experience nature and breezes for everyone.



 Easily Scratched


 No need to worry about the safety of pets and children.

Image: A visual comparison showing a traditional fan with exposed blades on the left, labeled "Easily Scratched," and the advwin bladeless fan on the right with a child and puppy, labeled "No need to worry about the safety of pets and children," illustrating the safety benefits of the bladeless design.

PACKAGE CONTENTS

Please check the package for the following items:

- 1 x advwin Bladeless Tower Fan
- 1 x Remote Control (CR2025 battery not included)
- 1 x User Manual

SETUP

The advwin Bladeless Fan requires no assembly. Simply follow these steps to set up your fan:

1. Place the fan on a firm, level surface.
2. Ensure the power cord is not obstructed and is placed away from traffic areas.
3. Plug the power cord into a standard 110V AC electrical outlet.
4. Insert a CR2025 battery into the remote control (ensure correct polarity).

The fan is now ready for operation.

OPERATING INSTRUCTIONS

The advwin Bladeless Fan can be controlled via its LED touch screen or the included remote control.

Using the LED Touch Screen

The LED display on the fan shows the current fan speed and room temperature. Touch the corresponding icons on the display to control the fan's functions.

Using the Remote Control

The remote control allows you to operate the fan from up to 19.69 feet away. Ensure the remote is pointed towards the fan's display panel for optimal response.

EASY REMOTE CONTROL

Easy control without getting up.
Control Range: **19.69ft** or touch screen.



Image: The advwin bladeless fan in a living room setting, with a hand holding the remote control. An inset shows a magnified view of the fan's LED display, indicating temperature and various function icons.

EASY CONTROL AT YOUR FINGERTIPS

- ✓ Remote control of fan up to **19.69** feet away.
- ✓ Wide-angle swing head expands airflow area.



Image: A person operating the advwin bladeless fan with a remote control in a living room, illustrating the effective control range of up to 19.69 feet and the fan's 60-degree oscillation capability.

Functions:

- **Power On/Off:** Press the power button to turn the fan on or off.

- **Speed Adjustment:** The fan offers 24 speeds. Use the '+' and '-' buttons on the remote or touch screen to increase or decrease the airflow intensity.
- **Oscillation:** Press the oscillation button to activate the 600 wide-angle oscillation, distributing air across a larger area. Press again to stop oscillation.
- **Timer:** Set the built-in timer from 1 to 12 hours. The fan will automatically turn off after the set time.



Image: A bar graph illustrating the 24 customizable speed levels of the advwin bladeless fan, ranging from 1 to 24, allowing users to select their preferred airflow intensity.

WIDESPREAD OSCILLATION

Improve air circulation and cool the spaces evenly and quickly.



Image: A diagram illustrating the 60-degree widespread oscillation feature of the Advwin bladeless fan, demonstrating how it improves air circulation and cools spaces evenly.

KEY FEATURES

- **Bladeless Design:** Ensures safety, especially around children and pets, while providing a consistent and smooth airflow.
- **24 Speeds:** Offers precise control over airflow, from a gentle breeze to powerful circulation.
- **12-Hour Timer:** Allows for automatic shut-off, promoting energy saving and convenience for sleep or naps.
- **600 Oscillation:** Distributes air widely, ensuring effective cooling across the room.
- **Low Noise Operation:** Operates at less than 30 decibels, making it suitable for bedrooms and quiet environments.
- **Negative Ion Air Purification:** Features a silver ion filter to purify air on both sides, contributing to a healthier indoor environment.

LOW NOISE AND SOFT AIRFLOW

12H timer, energy saving and more intelligent



< 30db



12H Timer



Image: The advwin bladeless fan positioned in a nursery next to a sleeping baby, with icons indicating its low noise level (less than 30dB) and 12-hour timer function, emphasizing its suitability for quiet environments.

ENJOY THE QUIETNESS

Bladeless design transforms air turbulence into a soft breeze, bringing you silence and comfort.



<30db



Image: The advwin bladeless fan providing a gentle, quiet breeze in a bedroom where a baby is sleeping, illustrating its low noise operation (under 30dB) for undisturbed rest.

NEGATIVE ION AIR PURIFICATION FUNCTION

Silver ion filter purifies air on both sides, creating a healthier home environment for you.



Image: The advwin bladeless fan in a living room, with arrows and particles illustrating its negative ion air purification function, which uses a silver ion filter to clean the air and create a healthier home environment.

MAINTENANCE

Regular cleaning and maintenance will help ensure the longevity and optimal performance of your advwin Bladeless Fan.

- **Cleaning the Exterior:** Unplug the fan before cleaning. Use a soft, damp cloth to wipe down the exterior surfaces. Do not use abrasive cleaners or solvents.
- **Cleaning Air Inlets/Outlets:** Use a soft brush or a vacuum cleaner with a brush attachment to gently remove dust from the air inlet grilles at the base and the air outlet slot.
- **Storage:** If storing the fan for an extended period, unplug it, clean it thoroughly, and store it in a cool, dry place, preferably in its original packaging.

TROUBLESHOOTING

Problem	Possible Cause	Solution
---------	----------------	----------

Problem	Possible Cause	Solution
Fan does not turn on.	Not plugged in; power outlet not working; power button not pressed.	Ensure fan is securely plugged into a working outlet. Press the power button on the fan or remote.
Remote control not working.	Battery is dead or incorrectly inserted; remote is too far or not pointed at sensor.	Replace CR2025 battery (ensure correct polarity). Move closer to the fan and point the remote directly at the LED display.
Weak airflow.	Fan speed is too low; air inlets/outlets are obstructed by dust.	Increase fan speed. Clean any dust from the air inlets and outlets.
Fan makes unusual noise.	Fan is not on a level surface; foreign object inside.	Place the fan on a flat, stable surface. Unplug and check for any foreign objects. If noise persists, contact customer support.

SPECIFICATIONS

Feature	Detail
Brand	advwin
Model Name	Bladeless Tower Fan (BW-308Y-DC)
Color	silver
Product Dimensions	8.27"D x 6.81"W x 38.58"H
Item Weight	6.5 Pounds
Power Source	Electric (Corded)
Voltage	110 Volts
Wattage	35 watts
Noise Level	30 dB
Number of Power Levels	24
Oscillation Angle	600
Timer	1-12 Hours
Control Method	Remote, Touch
Blade Material	Acrylonitrile Butadiene Styrene (ABS)
Indoor/Outdoor Usage	Indoor



NET WEIGHT: 6.5lbs

Image: A visual representation of the advwin bladeless fan's dimensions, showing its height of 38.58 inches, depth of 8.27 inches, and width of 6.81 inches, along with its net weight of 6.5 lbs.

WARRANTY AND SUPPORT

For warranty information and customer support, please refer to the contact details provided with your purchase or visit the official advwin website. Keep your purchase receipt for warranty claims. For common questions or further assistance, you may also refer to the product page on Amazon or contact the seller directly through the Amazon platform.