

Manuals+

[Q & A](#) | [Deep Search](#) | [Upload](#)

manuals.plus /

› [ZICORROOP](#) /

› [ZICORROOP Tr5 Portable Bluetooth Speaker Instruction Manual](#)

ZICORROOP Tr5

ZICORROOP Tr5 Portable Bluetooth Speaker Instruction Manual

Model: Tr5 | Brand: ZICORROOP

INTRODUCTION

Thank you for choosing the ZICORROOP Tr5 Portable Bluetooth Speaker. This manual provides essential information for setting up, operating, and maintaining your speaker. Please read it thoroughly before use to ensure optimal performance and longevity of your device.

PRODUCT OVERVIEW

The ZICORROOP Tr5 is a versatile portable Bluetooth speaker designed for high-quality audio experiences both indoors and outdoors. Key features include:

- **15W Stereo Sound:** Delivers clear and powerful audio.
- **TWS Pairing:** Connect two Tr5 speakers for a 360° stereo sound experience.
- **IPX6 Waterproof:** Resistant to water splashes and rain, suitable for outdoor use (not for submersion).
- **Bluetooth 5.3:** Ensures stable and extended wireless connectivity up to 66 feet.
- **LED Light:** Integrated LED lighting for enhanced ambiance.
- **Long Playtime:** Up to 15 hours of audio playback on a single charge (at 50% volume).
- **Multiple Connectivity Options:** Bluetooth, AUX input, and TF card support.

PRODUCT HIGHLIGHTS




Image: The ZICOROOP Tr5 speaker showcasing its dynamic LED light ring and indicating 15W powerful sound, Type-C charging, Aux-in, and Bluetooth 5.3 connectivity.

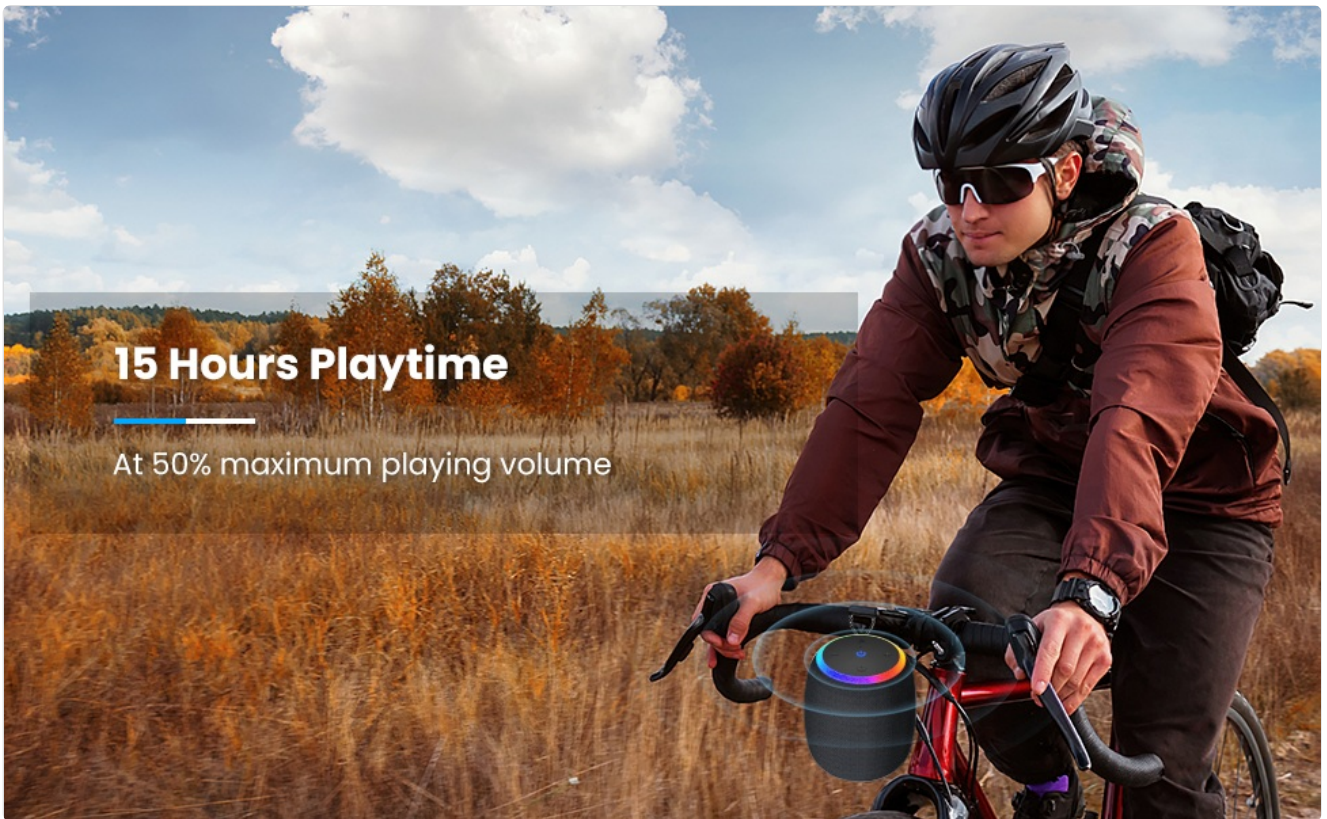
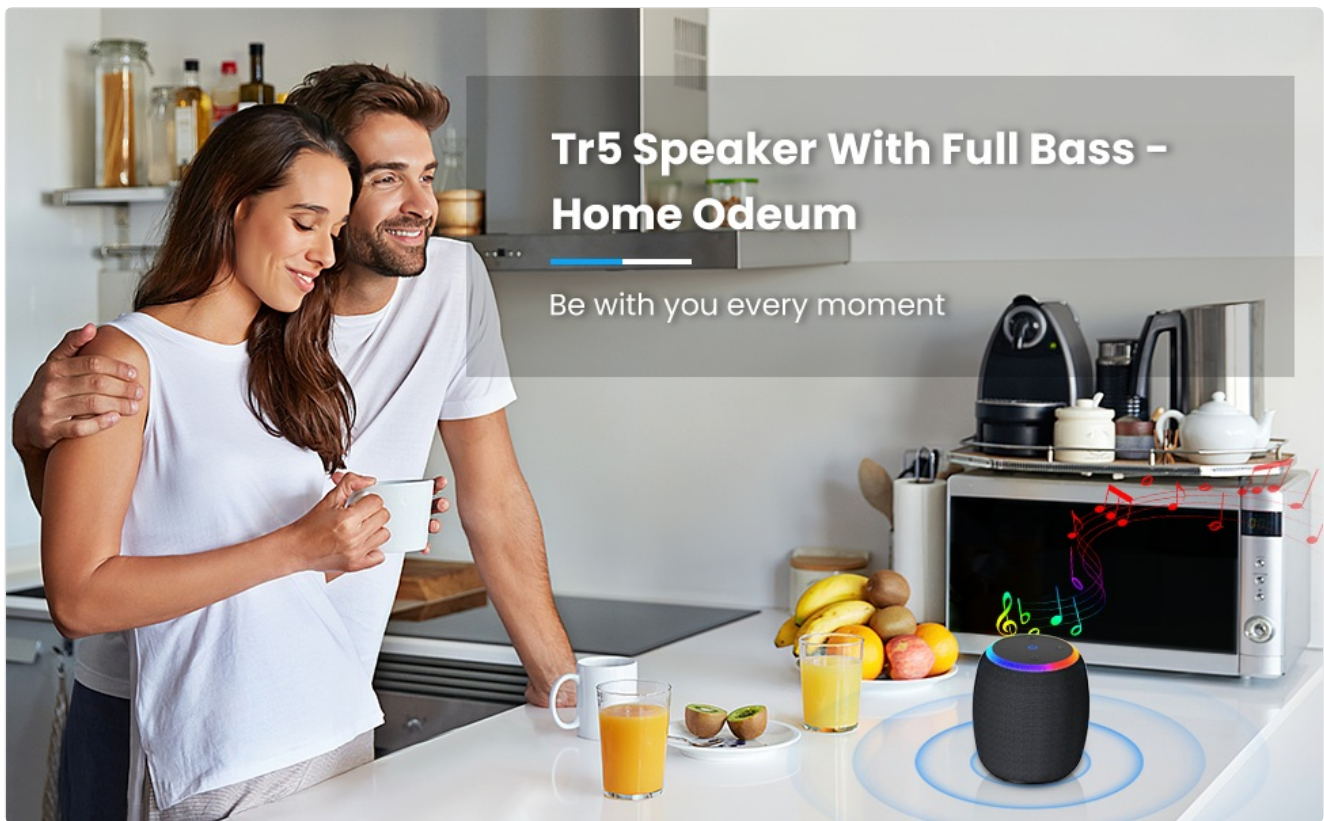


Image: A user connecting their smartphone to the ZICORROOP Tr5 speaker via Bluetooth 5.3, emphasizing the stable and extended wireless connection.



Image: The ZICORROOP Tr5 speaker positioned on rocks beside a river, demonstrating its IPX6 waterproof capability, making it suitable for outdoor environments.



Tr5 Speaker With Full Bass - Home Odeum

Be with you every moment

Image: A person cycling outdoors with the ZICORROOP Tr5 speaker, highlighting its long battery life of up to 15 hours of playtime.

PACKAGE CONTENTS

Please check the box for the following items:

- ZICORROOP Tr5 Portable Bluetooth Speaker
- USB-C Charging Cable
- AUX Audio Cable
- User Manual

CONTROLS AND INDICATORS

Familiarize yourself with the speaker's controls:

Button/Indicator	Function
Power Button ()	Press and hold to power on/off. Short press to play/pause.
Volume Up (+)	Short press to increase volume. Long press for next track.
Volume Down (-)	Short press to decrease volume. Long press for previous track.
Mode Button (M)	Short press to switch between Bluetooth, AUX, and TF card modes.

Button/Indicator	Function
LED Light Button (✱)	Short press to cycle through LED light modes or turn off.
TWS Pairing Button (∞)	Press to initiate TWS pairing (see TWS Pairing section).
Charging Port (USB-C)	Connect USB-C cable for charging.
AUX Input	Connect external audio devices via 3.5mm AUX cable.

SETUP

1. Charging the Speaker

Before first use, fully charge the speaker. Connect the provided USB-C cable to the speaker's charging port and the other end to a USB power adapter (not included). The LED indicator will show charging status and turn off when fully charged. A full charge provides up to 15 hours of playtime at 50% volume.

2. Power On/Off

Press and hold the Power button () for 2-3 seconds to turn the speaker on or off. A sound prompt will indicate the power status.

OPERATING INSTRUCTIONS

1. Bluetooth Pairing

1. Ensure the speaker is powered on and in Bluetooth mode (indicated by a flashing blue LED). If not, short press the Mode button (M) to switch modes.
2. On your device (smartphone, tablet, etc.), enable Bluetooth and search for available devices.
3. Select "ZICORROOP Tr5" from the list. A successful connection will be confirmed by an audible prompt and a solid blue LED.
4. Once paired, you can control playback and volume directly from your device or the speaker's buttons.

2. TWS (True Wireless Stereo) Pairing

To achieve 360° stereo sound, you can pair two ZICORROOP Tr5 speakers together:

1. Ensure both Tr5 speakers are powered on and in Bluetooth mode, but not connected to any other device.
2. On one of the speakers (this will be the primary speaker), short press the TWS Pairing button (∞). The speaker will emit a pairing tone.
3. The two speakers will automatically connect to each other. A successful TWS connection will be indicated by an audible prompt.
4. Now, connect your device to the primary speaker via Bluetooth as described in the "Bluetooth Pairing" section. Audio will play through both speakers in stereo.

True Wireless Stereo 360° Surround Sound

Pair the 2 speakers and combine them into a more powerful wireless stereo system for a cinema-like experience



Image: Two ZICOROOP Tr5 speakers wirelessly connected to a laptop, illustrating the True Wireless Stereo (TWS) pairing feature for an immersive audio experience.

3. AUX Mode

To play audio from a non-Bluetooth device:

1. Connect one end of the 3.5mm AUX audio cable to your external device's audio output and the other end to the AUX input port on the Tr5 speaker.
2. The speaker will automatically switch to AUX mode, or you may need to short press the Mode button (M) to select AUX mode.

- Control playback and volume from your external device.

4. LED Light Modes

The ZICOROOP Tr5 features integrated LED lighting. Short press the LED Light button (✳) to cycle through various light modes or to turn the lights off.

MAINTENANCE

- Keep the speaker clean by wiping it with a soft, dry cloth.
- Avoid using harsh chemicals or abrasive materials.
- Ensure the charging port cover is securely closed when not charging to maintain IPX6 water resistance.
- Store the speaker in a cool, dry place when not in use.

TROUBLESHOOTING

Problem	Solution
Speaker does not power on.	Ensure the battery is charged. Connect to a power source and try again.
Cannot pair via Bluetooth.	Make sure the speaker is in Bluetooth pairing mode (flashing blue LED). Ensure your device's Bluetooth is on and within range. Forget previous pairings on your device and try again.
No sound.	Check volume levels on both the speaker and your connected device. Ensure the correct input mode (Bluetooth, AUX) is selected.
TWS pairing fails.	Ensure both speakers are Tr5 models and are not connected to any other Bluetooth device before initiating TWS pairing. Keep them close during pairing.

SPECIFICATIONS

Feature	Detail
Model Name	Tr5
Speaker Type	Satellite, Outdoor
Connectivity Technology	Bluetooth 5.3, Auxiliary
Wireless Range	Up to 66 Feet
Speaker Maximum Output Power	15 Watts

Feature	Detail
Audio Output Mode	Stereo (with TWS pairing)
Waterproof Rating	IPX6
Power Source	Battery Powered (1 Lithium Ion battery included)
Playtime	Up to 15 hours (at 50% volume)
Control Method	Touch
Product Dimensions	5.31 x 3.74 x 3.74 inches
Item Weight	15.8 ounces

OFFICIAL PRODUCT VIDEO

Your browser does not support the video tag.

Video: An official overview of the ZICORROOP Tr5 Bluetooth Speaker, demonstrating its features and design. This video is provided by the seller, Zicorrop.

SAFETY INFORMATION

- Do not expose the speaker to extreme temperatures or direct sunlight for prolonged periods.
 - Avoid dropping or subjecting the speaker to strong impacts.
 - Keep out of reach of children.
 - Do not attempt to disassemble or repair the speaker yourself. Contact qualified service personnel.
 - While IPX6 rated, avoid partial or complete immersion in water.
-

WARRANTY AND SUPPORT

The ZICORROOP Tr5 Portable Bluetooth Speaker comes with a limited warranty. For detailed warranty information, product support, or technical assistance, please refer to the contact information provided on the product packaging or visit the official ZICORROOP website.

For further assistance, you may also visit the [ZICORROOP Store on Amazon](#).