

Edifier EDF800013

Edifier Mini Hearing Aids User Manual

Brand: Edifier | **Model:** EDF800013

1. INTRODUCTION

The Edifier Mini Hearing Aids are designed to provide enhanced hearing with advanced features such as intelligent noise reduction, multiple hearing modes, and seamless Bluetooth connectivity. Their compact and nearly invisible design ensures comfort for all-day wear. This manual provides essential information for setting up, operating, maintaining, and troubleshooting your device.

Smaller
only about **2g**



Small and lightweight, ensuring a discreet fit that's barely noticeable. Designed for comfort, they provide a secure and easy fit for all-day wear.

The Edifier Mini Hearing Aid is designed to be small and lightweight, weighing only about 2 grams, making it barely noticeable when worn.

2. WHAT'S IN THE BOX

Please verify that all items listed below are included in your package:

- Packing box
- User manual
- EDIFIER Assist app user manual
- Earbud tips (multiple sizes)
- Charging case
- Eclarity Mini OTC Hearing Aids (Left and Right)
- Type-C charging cable
- Cerumen caps and tool

- Cleaning brush
- Pouch

Important: Choose the right size earplugs to reduce acoustic feedback.



All components included in the Edifier Mini Hearing Aids package.

3. SETUP

3.1 Initial Pairing (Bluetooth)

1. For initial use, open the charging case. The earbuds will automatically enter Bluetooth pairing mode.
2. The indicator light on the earbuds will blink white and green.
3. On your device (e.g., smartphone), go to Bluetooth settings and select "EDIFIER Eclarity Mini" from the list to connect.
4. Once connected, the indicator light will stop blinking.

3.2 Re-entering Pairing Mode

If you need to re-enter Bluetooth pairing mode, press and hold the "R" button on the charging case. The indicator light will blink white and green again.

3.3 EDIFIER Assist App Installation

For full control and customization of your hearing aids, download the "EDIFIER Assist" app.

- Connect the earbuds to your phone via Bluetooth first.
- Search for "EDIFIER Assist" in your device's app store (App Store for iOS, Google Play for Android).
- Install the app and open it.



The EDIFIER Assist app provides comprehensive control over your hearing aids.

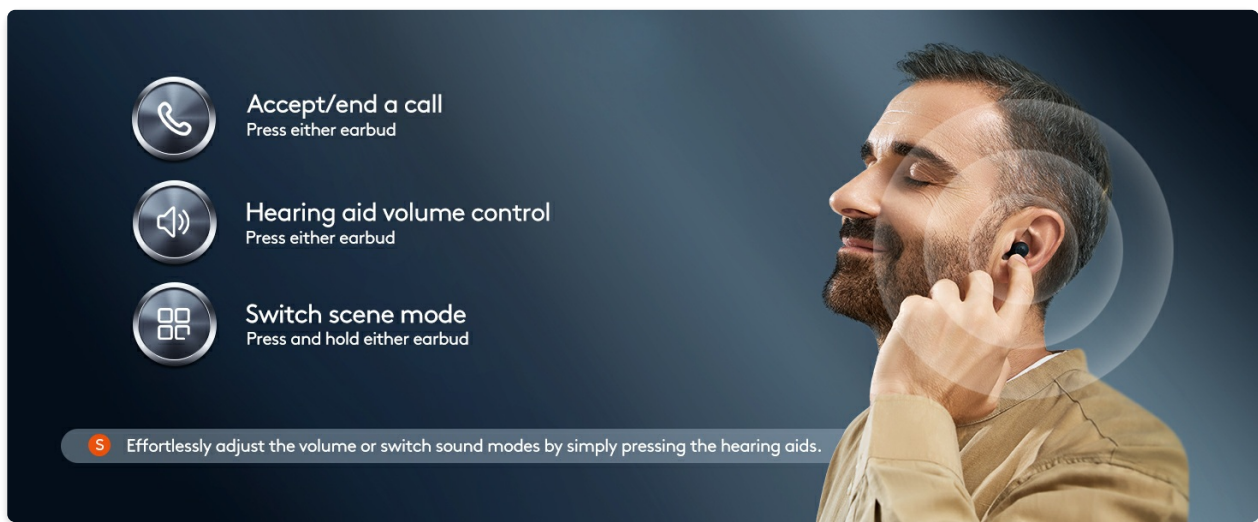
Your browser does not support the video tag.

Video demonstrating how to connect the Edifier Mini Hearing Aids to your phone and the EDIFIER Assist app for initial setup and control.

4. OPERATING INSTRUCTIONS

4.1 Basic Controls (Physical Buttons)

- **Accept/End a Call:** Press either earbud once.
- **Adjust Volume:** Tap either earbud once.
- **Switch Modes:** Press and hold either earbud for a few seconds.



Effortlessly adjust volume or switch sound modes by simply pressing the hearing aids.

4.2 App Control (EDIFIER Assist)

The EDIFIER Assist app allows for advanced control and customization:

- **Volume Control:** Adjust the hearing aid volume for each ear independently.
- **Scene Modes:** Switch between five versatile hearing modes: Outdoor, Indoor, Voice Enhancement, Tinnitus Masking, and Music mode. Tinnitus Masking and Music Mode can only be enabled in the app.
- **Customize Equalizer:** Tailor the equalizer settings to your unique hearing preferences for each ear.
- **Find My Earbuds:** Use the app to locate misplaced earbuds by playing a tune.



Long press for 3 seconds

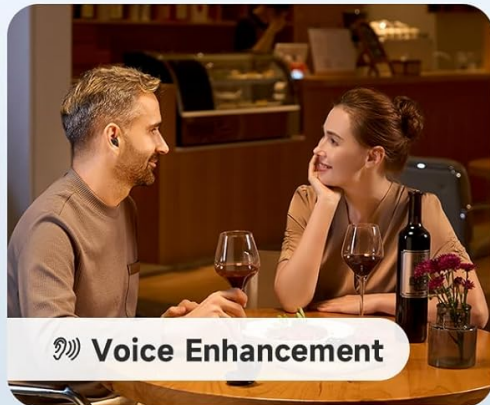
Each mode is optimized
for a different listening environment.



 **Outdoor**



 **Indoor**



 **Voice Enhancement**



 **Tinnitus Mask**

The EDIFIER Assist app provides detailed control over hearing aid settings.

Upgrade algorithms and products in many aspects to eliminate feedback.



1. Static feedback to suppress whistling

2. Dynamic Feedback to suppress whistling

3. Fluorine rubber earplugs (Environmentally friendly and antibacterial)

2.7g



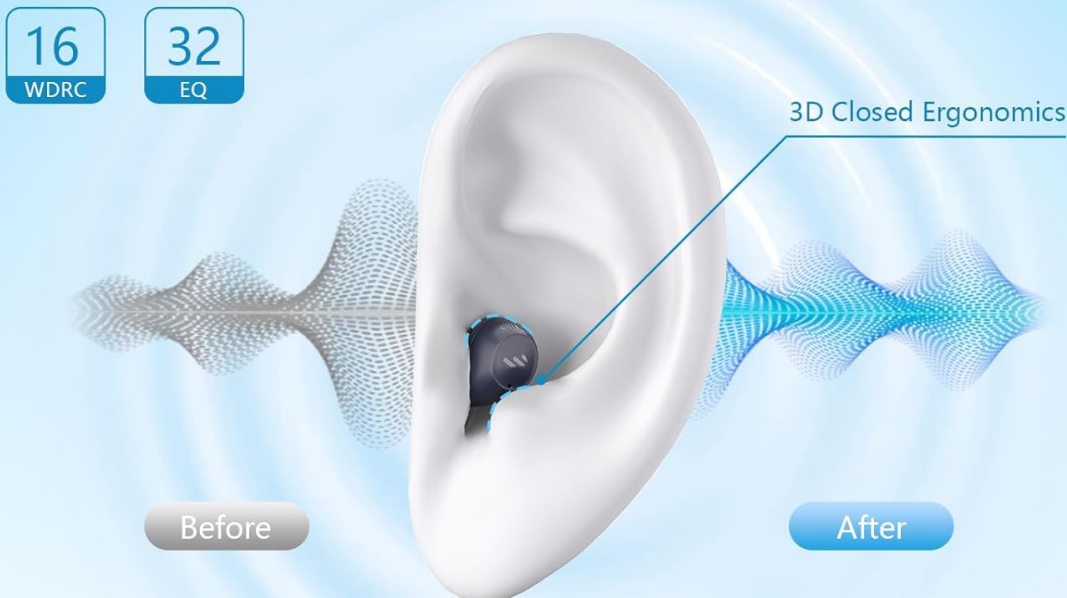
The 5-in-1 hearing modes optimize sound for various situations.

4.3 Bluetooth Streaming

The Edifier Mini Hearing Aids support Bluetooth streaming, allowing you to listen to music, podcasts, or take calls directly through your hearing aids. The device features automatic switching between Bluetooth and hearing aid modes in real-time.

Intelligent adaptive noise reduction algorithm.

Automatically adjust the sound comfort range according to the environment to restore natural sound.



Harmonic distortion: $\leq 3\%$

Full on Gain:

40 $\pm 5\text{dB}$

16 WDRC Channels+32 Equalizers(The sound response is fast and there is no delay)

Enjoy Bluetooth-enabled streaming for music and calls.

5. MAINTENANCE

5.1 Cleaning and Care


To ensure optimal performance and longevity of your Edifier Mini Hearing Aids:

- Regularly clean the earbuds and ear tips with the provided cleaning brush and tool to remove earwax and debris.
- Store the hearing aids in their charging case when not in use to protect them from dust and damage.
- Avoid exposing the devices to extreme temperatures or direct sunlight.

5.2 Water Resistance

The Edifier Mini Hearing Aids have an IP66 rating, meaning they are dust and water resistant. This provides protection against strong jets of water and dust ingress, making them suitable for various environments.

However, they are not designed for submersion in water.



With an IP66 rating, these hearing aids are dust and water resistant.

6. TROUBLESHOOTING

If you encounter issues with your Edifier Mini Hearing Aids, please refer to the following common problems and solutions:

Problem	Possible Cause / Solution
Loud screeching feedback (whistling)	Ensure ear tips are properly fitted and create a tight seal in your ear. Try different sizes of ear tips provided. Clean earwax from the ear tips and speaker.
Bluetooth connection drops or is unstable	Ensure the hearing aids are fully charged. Re-pair the earbuds with your device. Keep the device within the recommended Bluetooth range.
Battery life is shorter than expected	Ensure the hearing aids and charging case are fully charged. Battery life can vary based on usage (e.g., continuous Bluetooth streaming will consume more power).
Uncomfortable fit	Experiment with the different sizes of ear tips included in the package to find the most comfortable and secure fit for your ears.
Cannot connect to the EDIFIER Assist app	Ensure the earbuds are already paired with your phone via Bluetooth. Restart the app or your phone. Check for app updates.

If the problem persists, please contact Edifier customer support for further assistance.

7. SPECIFICATIONS

Feature	Detail
Model Name	Eclarity Mini
Item Model Number	EDF800013
Brand	Edifier
Material	Silicone
Power Source	Battery Powered
Batteries Required	1 Lithium Ion battery
Battery Life (Hearing Aid Mode)	Up to 14 hours per charge (Bluetooth off)
Total Battery Life (with Charging Case)	Up to 84 hours (6 additional charge cycles)
Charging	Fast-charging support (10 mins charge for ~2 hours use)
Special Feature	Rechargeable, Portable
Water Resistance Rating	IP66 (Dust and Water Resistant)
Package Dimensions	6.57 x 4.13 x 1.93 inches; 9.59 ounces
Date First Available	August 2, 2024

8. WARRANTY AND SUPPORT

Edifier is committed to providing comprehensive after-sales service to ensure your satisfaction. We offer:

- A dedicated customer service team available to answer your questions and address concerns.
- Regular software updates to keep your hearing aids performing at their best.
- A range of accessories and maintenance tools to help you keep your hearing aids in top condition.

For support, please visit the official Edifier website or contact their customer service directly. You can also visit the [Edifier Store on Amazon](#) for more information and resources.