

[Manuals.plus](#) /

> [CAXIMSY](#) /

> CAXIMSY Mosque Kaaba Architectural Model Building Block Set (Model 4226) Instruction Manual

CAXIMSY 4226

CAXIMSY Mosque Kaaba Architectural Model Building Block Set

Model: 4226

1. SETUP GUIDE

1.1 Unpacking the Set

Carefully open the product packaging. Remove all contents, including the building block bags, instruction manual, and any sticker sheets. Ensure all components are present before beginning assembly.



Image 1.1: The CAXIMSY Mosque Kaaba Architectural Model Building Block Set, including the assembled model and its packaging.

1.2 Component Check

Verify that all necessary parts are included. The set contains 446 pieces of building blocks, a detailed instruction manual, and a sticker sheet for decorative elements. Refer to the parts list in the instruction manual to confirm all pieces are accounted for.

Video 1.1: An overview of the CAXIMSY Mosque Kaaba Building Block Set, demonstrating the unboxing process and showcasing the final assembled model. This video provides a visual guide to the components and the completed product.

2. ASSEMBLY INSTRUCTIONS

2.1 General Assembly Principles

The assembly process involves connecting individual building blocks according to the provided step-by-step instructions. It is recommended to sort pieces by color and size before starting. Follow the sequence outlined in the manual to ensure correct construction. Patience and attention to detail are key for a successful build.


2.2 Step-by-Step Construction

Refer to the included printed instruction manual for detailed, illustrated steps on how to assemble the Mosque Kaaba model. Each step will guide you through placing specific blocks to gradually form the structure. Pay close attention to the orientation and connection points of each piece. The manual also includes guidance for applying the decorative sticker elements.

MOSQUE KAABA



Image 2.1: Detailed view of the Kaaba model's craftsmanship, focusing on the golden patterns and brick base.



CRAFTSMANSHIP FOCUS ON DETAILS




Image 2.2: Further detailed view of the Kaaba model, showcasing the entrance and surrounding architectural features.

3. CARE AND MAINTENANCE

3.1 Cleaning

To clean the assembled model, gently wipe it with a soft, dry cloth. For stubborn dust, a slightly damp cloth can be used, followed immediately by a dry cloth. Avoid using harsh chemicals or abrasive cleaners, as these can damage the plastic blocks and printed details.

3.2 Storage

Store the model in a cool, dry place away from direct sunlight to prevent discoloration and material degradation. If disassembling for storage, keep all pieces in sealed bags or containers to prevent loss and protect them from dust.

4. TROUBLESHOOTING

4.1 Missing Pieces

If you discover any missing pieces during assembly, please refer to the contact information provided by the manufacturer or seller for assistance. It is helpful to have the specific part number or description ready

when contacting support.

4.2 Difficulty Connecting Pieces

Occasionally, some building blocks may fit more tightly or loosely than others. Apply firm, even pressure when connecting pieces. If a piece is excessively tight, ensure it is correctly aligned. If a piece is too loose, double-check that you are using the correct part as indicated in the instruction manual.

5. PRODUCT SPECIFICATIONS

- **Product Dimensions:** 0.39 x 0.39 x 0.39 inches (assembled model dimensions are approximately 9.4 x 9.4 x 5.5 inches as per product images)
- **Item Weight:** 2.18 pounds
- **Model Number:** 4226
- **Manufacturer Recommended Age:** 6 years and up
- **Number of Pieces:** 446
- **Manufacturer:** CAXIMSY

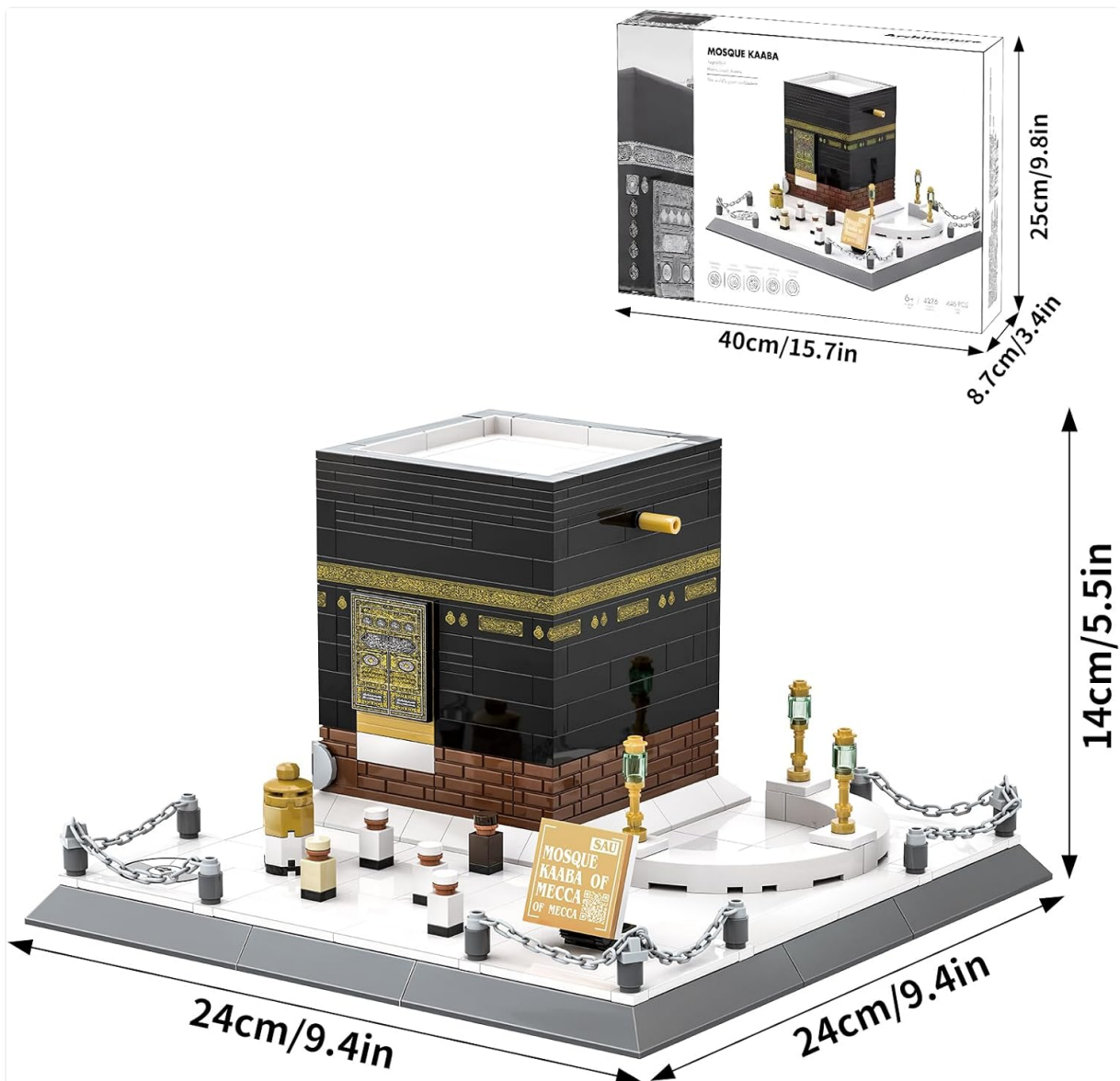


Image 5.1: Visual representation of the assembled model's dimensions.

6. SAFETY INFORMATION

WARNING: CHOKING HAZARD – Small parts. Not for children under 3 years.

This product contains small components that may pose a choking hazard. Adult supervision is recommended, especially for younger children. Ensure all pieces are kept out of reach of infants and toddlers.

7. WARRANTY INFORMATION

Specific warranty details for the CAXIMSY Mosque Kaaba Architectural Model Building Block Set are typically provided by the manufacturer or seller at the time of purchase. Please retain your proof of purchase for any warranty claims. For detailed information regarding product warranty, refer to the documentation included with your purchase or contact the seller directly.

8. CUSTOMER SUPPORT

For further assistance, questions, or concerns regarding your CAXIMSY Mosque Kaaba Architectural Model Building Block Set, please contact the manufacturer, CAXIMSY, or the retailer from whom the product was purchased. Contact information can usually be found on the product packaging or the seller's website.