

Manuals+

[Q & A](#) | [Deep Search](#) | [Upload](#)

manuals.plus /

› [MOZOTER](#) /

› [MOZOTER S8 Mini Wireless Earbuds User Manual](#)

MOZOTER S8

MOZOTER S8 Mini Wireless Earbuds User Manual

MODEL: S8

Product Overview

The MOZOTER S8 Mini Wireless Earbuds are designed for superior sound quality and ease of use. Featuring Bluetooth 5.3 technology, these lightweight earbuds offer fast pairing, stable connection, and extended playtime.



Image: MOZOTER S8 Mini Wireless Earbuds in their open charging case.

Key Features:

- **Bluetooth 5.3:** Ensures faster transmission speeds, low latency audio, and wide compatibility with iOS and Android devices.
- **Stereo Sound Quality:** Equipped with 10mm dynamic drivers for powerful, wide sound range with deep bass and clear treble.
- **Intelligent Touch Control:** Responsive touch interface for managing music, calls, and voice assistants without physical buttons.
- **Ultra Lightweight & Compact:** Each earbud weighs only 3.7g, designed for comfort and easy portability.
- **Long Battery Life:** Up to 8 hours of playtime on a single charge, with a total of 60 hours using the charging case.
- **IPX7 Water Resistant:** Provides protection against sweat and light splashes, suitable for workouts.

Package Contents

Please ensure all items are present in the package:

- Wireless Earbuds (Left and Right)
- Wireless Charging Case
- Type-C Charging Cable
- Eartips (3 pairs in various sizes: S, M, L)
- User Manual

Setup Guide

Initial Pairing:

1. Ensure the earbuds are charged.
2. Open the lid of the charging case. The earbuds will automatically power on and enter pairing mode.
3. On your device (smartphone, tablet, computer), navigate to the Bluetooth settings.
4. Search for available devices and select "S8" from the list.
5. Once connected, a voice prompt will confirm successful pairing.

One-Step Auto Pairing

After first pairing, earbuds will auto pair with your phone while opening the case in ultra fast connection speed.

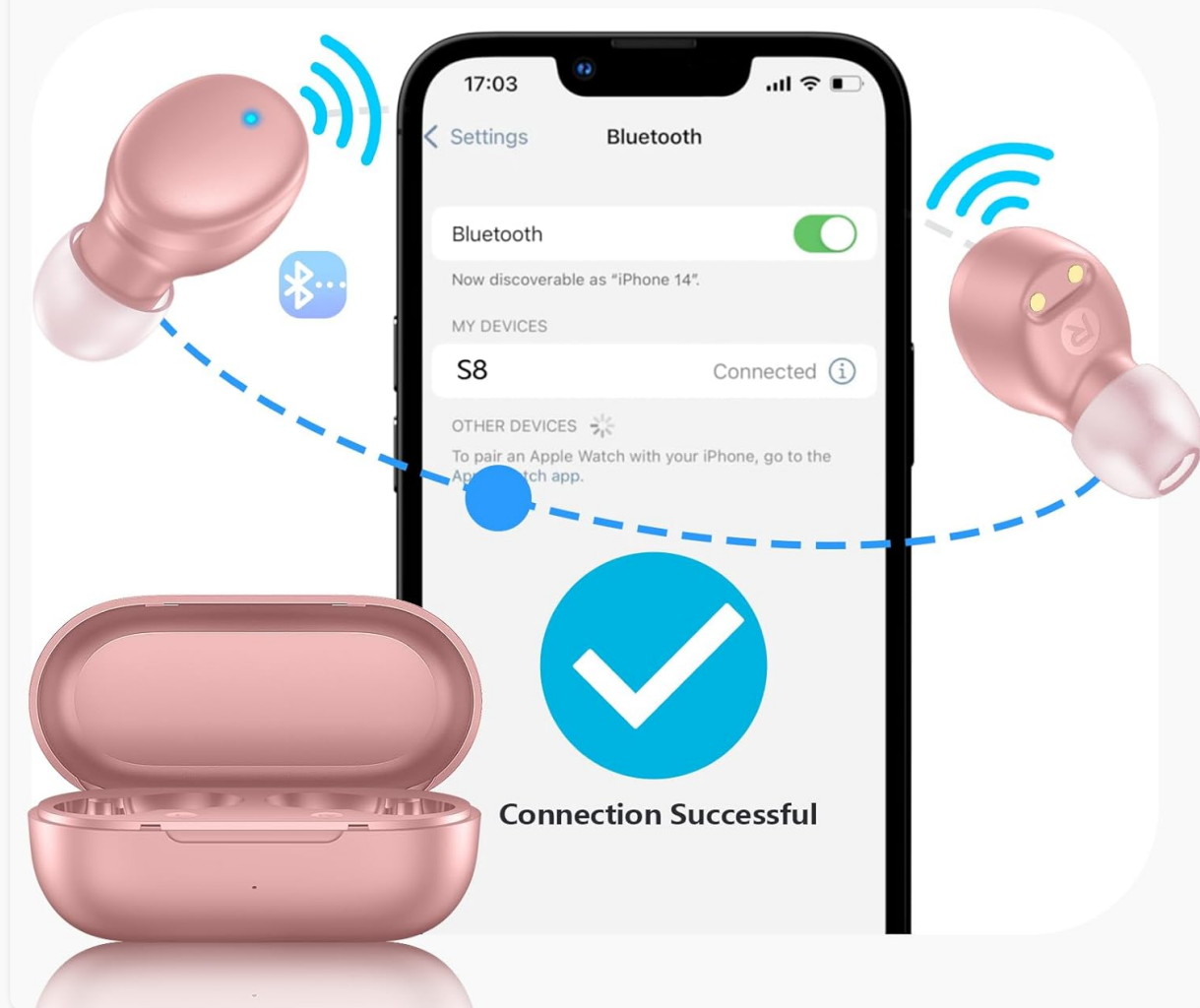


Image: One-Step Auto Pairing process for the S8 earbuds.

After the initial pairing, the earbuds will automatically connect to the last paired device when the charging case lid is opened, provided Bluetooth is enabled on your device.

Wearing the Earbuds:

Select the ear tips that provide the most comfortable and secure fit. Gently insert the earbuds into your ears and rotate them slightly to ensure a snug seal for optimal sound quality and noise isolation.



Operating Instructions

Touch Controls:

The S8 earbuds feature intuitive touch controls on the outer surface of each earbud. Refer to the table below for common functions:

Function	Action
Play/Pause	Single tap on either earbud
Next Song	Double tap on the Right earbud
Previous Song	Double tap on the Left earbud
Volume Up	Triple tap on the Right earbud
Volume Down	Triple tap on the Left earbud
Answer/End Call	Single tap on either earbud
Reject Call	Press and hold either earbud for 2 seconds
Activate Voice Assistant (Siri/Google Assistant)	Press and hold either earbud for 3 seconds




Charging the Earbuds and Case:

To charge the earbuds, place them back into the charging case. The indicator lights on the earbuds will show their charging status. To charge the case, connect the provided Type-C cable to the charging port on the case and a USB power source.

Amazing Battery Life

Enjoy up to 60 hours all day music listening.



8 Hrs
Headphone



1.5 Hrs
Charge Time



60 Hrs
Charging Case

Image: Battery life and charging indicators for the S8 earbuds and case.

A full charge for the earbuds provides approximately 8 hours of listening time. The charging case holds multiple charges, extending the total playtime to up to 60 hours.

Single Earbud Use:

Either earbud can be used independently. Simply take one earbud out of the case, and it will automatically connect to your device. The other earbud can remain in the case or be used later.

Maintenance

Cleaning:

Regular cleaning helps maintain optimal performance and hygiene. Use a soft, dry, lint-free cloth to wipe the earbuds and charging case. For ear tips, remove them from the earbuds and clean with a mild soap solution, then rinse thoroughly and dry completely before reattaching.

Avoid using abrasive materials, alcohol, or chemical cleaners, as these can damage the product.

Water Resistance:

The MOZOTER S8 earbuds are rated IPX7 water resistant, meaning they can withstand immersion in water up to 1 meter for 30 minutes. This makes them suitable for protection against sweat during workouts.

or light rain. However, the charging case is not water resistant. Do not submerge the charging case in water or expose it to excessive moisture.

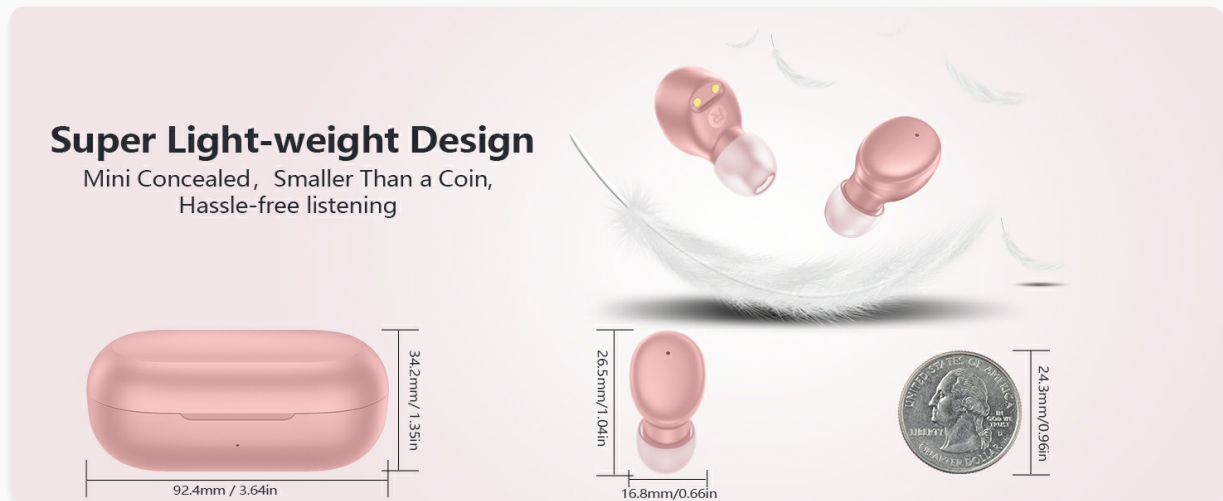


Image: MOZOTER S8 earbuds demonstrating IPX7 water resistance.

Storage:

When not in use, store the earbuds in their charging case to protect them and keep them charged. Store the product in a cool, dry place away from extreme temperatures and direct sunlight.

Troubleshooting

If you encounter any issues with your MOZOTER S8 earbuds, please refer to the following common solutions:

- **Earbuds not pairing/connecting:**

- Ensure Bluetooth is enabled on your device.
- Make sure the earbuds are charged and out of the charging case.
- Forget/delete "S8" from your device's Bluetooth list and try pairing again.
- Restart your device and the earbuds (by placing them back in the case and closing the lid for a few seconds).

- **Only one earbud working:**

- Place both earbuds back into the charging case, close the lid, wait 5 seconds, then open the lid and take them out simultaneously.
- Ensure both earbuds are charged.

- **Low volume or poor sound quality:**

- Adjust the volume on both your device and using the earbud touch controls.
- Ensure the ear tips are properly sealed in your ear canal. Try different sized ear tips.
- Clean any debris from the earbud mesh and ear tips.

- **Charging issues:**

- Ensure the charging cable is securely connected to both the case and the power source.
- Try a different charging cable or power adapter.
- Clean the charging contacts on both the earbuds and inside the case.

If the issue persists after trying these steps, please contact customer support.

Specifications







Feature	Detail
Model Name	S8
Connectivity Technology	Wireless (Bluetooth)
Bluetooth Version	5.3
Bluetooth Range	Up to 15 meters (50 feet)
Battery Life (Earbuds)	Up to 8 Hours
Total Playtime (with Charging Case)	Up to 60 Hours
Charging Time (Earbuds)	Approx. 1.5 Hours
Charging Port	Type-C
Water Resistance Level	IPX7 (Earbuds only)
Item Weight (Single Earbud)	3.7 grams
Item Weight (Total)	48 grams (1.69 ounces)
Product Dimensions (Case)	1.97 x 1.77 x 1.18 inches
Frequency Range	20 Hz - 20,000 Hz
Impedance	16 Ohm
Control Type	Touch

Warranty and Support

MOZOTER products come with a warranty. To register your product for warranty or for any technical support and customer service inquiries, please contact us directly:

- **Email:** Service@MOZOTER.com

Please provide your product model (S8) and purchase details when contacting support for faster assistance.

	<p>S8 Wireless Headphones: Usage, Features, and FCC Compliance</p> <p>Detailed guide to the S8 wireless headphones, covering features like voice reminders, battery display, controls, music/game modes, and FCC compliance information.</p>
	<p>MOZOTER DBK02 Wireless Earbuds User Manual and Setup Guide</p> <p>Discover how to use your MOZOTER DBK02 wireless earbuds with this comprehensive user manual. Learn about product features, initial setup, Bluetooth pairing, button controls, charging, and important safety guidelines for optimal performance and longevity.</p>
	<p>Kurdene S8 Wireless Earbuds: Quick Start Guide and Pairing Instructions</p> <p>Comprehensive guide to setting up, wearing, pairing, and controlling your Kurdene S8 Wireless Earbuds. Includes troubleshooting and reset instructions.</p>
	<p>Kurdene S8 Pro Wireless Earbuds: User Guide and Setup</p> <p>Comprehensive guide to setting up, pairing, and using Kurdene S8 Pro wireless Bluetooth earbuds. Learn about controls, power management, and troubleshooting.</p>
	<p>Kurdene S8 Pro Wireless Earbuds User Manual: Setup, Controls, and Specifications</p> <p>Comprehensive guide for Kurdene S8 Pro wireless earbuds. Covers product overview, Bluetooth pairing, button controls, voice assistant, factory reset, technical specifications, and safety instructions.</p>
	<p>Kurdene S8 Wireless Earbuds User Manual</p> <p>User manual for Kurdene S8 wireless earbuds, covering product overview, first-time use, button controls, voice assistant, factory reset, indicator lights, specifications, and important safety information.</p>