

Manuals+

[Q & A](#) | [Deep Search](#) | [Upload](#)

Chicco 04079562180070

Chicco Liteway® Stroller Instruction Manual

Model: 04079562180070

INTRODUCTION

The Chicco Liteway® Stroller is designed for convenient and comfortable transportation of babies and toddlers up to 40 lbs. Its lightweight aluminum frame and compact fold make it ideal for daily errands and travel. This manual provides essential information for the safe and proper use, assembly, and maintenance of your stroller.



Image: The Chicco Liteway Stroller, highlighting its sleek design and readiness for use.

SAFETY INFORMATION

Always prioritize your child's safety. Read and understand all instructions before using the stroller. Failure to follow these warnings and instructions could result in serious injury or death.

- Never leave child unattended in the stroller.
- Always use the restraint system. Ensure your child is securely fastened with the 5-point harness.
- Do not overload the storage basket or hang bags on the handles, as this can cause the stroller to tip over.
- Ensure all locking devices are engaged before use.
- Do not use the stroller on stairs or escalators.
- Maximum weight capacity for child: 40 lbs.
- Maximum weight capacity for storage basket: 5 lbs.
- Keep children clear of moving parts when adjusting the stroller.

COMPONENTS

Familiarize yourself with the parts of your Chicco Liteway® Stroller:

- A. Handles:** Padded for comfortable pushing.
- B. Canopy:** Adjustable and removable with a peek-a-boo window.
- C. Seat Unit:** Features a 4-position recline.
- D. 5-Point Harness:** For child safety.
- E. Adjustable Leg Rest:** Provides calf support.
- F. Front Swivel Wheels:** For easy maneuverability.
- G. Rear Wheels with Brakes:** Toe-tap brakes for secure parking.
- H. Storage Basket:** Located under the seat.
- I. Parent Cup Holder:** Removable accessory.
- J. Zippered Storage Compartment:** For small items.
- K. Aluminum Frame:** Lightweight and durable.
- L. Carry Handle:** For easy transport when folded.



Image: Side profile of the stroller, illustrating key components.

SETUP

Unfolding the Stroller

1. Place the folded stroller on a flat surface.
2. Release the automatic storage latch.
3. Lift the handles upwards until the frame locks into place with an audible click.
4. Ensure all parts are securely locked before placing a child in the stroller.

Attaching the Cup Holder

The removable parent cup holder can be attached to either side of the stroller handle frame. Align the clip on the cup holder with the designated attachment point on the frame and push until it clicks into place.



Image: The removable cup holder attached to the stroller frame.

OPERATING INSTRUCTIONS

Adjusting the Backrest

The backrest has four positions. To recline or sit up, use the one-hand adjustment mechanism located behind the seat. Gently pull the lever and adjust the backrest to the desired position.

Using the Harness System

Always secure your child with the 5-point harness. Insert each buckle tongue into the buckle housing until it clicks. To release, press the button on the buckle housing.

Applying the Brakes

To engage the brakes, firmly press down on the toe-tap brake levers located on the rear wheels until the stroller is stationary. Ensure both brakes are engaged when parked. To release, lift the levers upwards.

Folding the Stroller

1. Ensure the backrest is in the upright position and the canopy is folded back.
2. Locate the folding mechanisms (usually near the handles or on the frame).
3. Follow the specific folding steps outlined in the detailed manual (refer to manufacturer's full guide for precise steps).
4. Once folded, the automatic storage latch will engage, and you can use the carry handle for transport.



Image: The stroller in both its open and compactly folded states.

MAINTENANCE

Cleaning Instructions

The fabric components of the Chicco Liteway® Stroller should be hand washed only. Use mild soap and cold water. Do not use bleach. Air dry thoroughly before reassembling or storing.

The frame and plastic parts can be wiped clean with a damp cloth and mild soap. Dry thoroughly.

Storage

Store the stroller in a dry, cool place away from direct sunlight and extreme temperatures to prevent damage to materials.

TROUBLESHOOTING

Problem	Possible Cause	Solution
Stroller does not unfold or fold easily.	Locking mechanisms are not fully disengaged/engaged.	Ensure the automatic storage latch is released. Apply firm, even pressure when unfolding until it clicks. Ensure backrest is upright before folding.
Wheels are stiff or squeaky.	Dirt or debris in wheel mechanisms; lack of lubrication.	Clean wheels and axles. Apply a small amount of silicone-based lubricant to moving parts if necessary.
Brakes are not holding securely.	Brake mechanism obstructed or worn.	Check for debris around the brake levers. Ensure levers are fully depressed. If issue persists, contact customer support.

SPECIFICATIONS

- Model Number:** 04079562180070
- Brand:** Chicco
- Color:** Arctic
- Material:** Metal, Plastic, Polyester (98% Polyester, 2% PVC fabric)
- Frame Material:** Aluminum
- Stroller Type:** Umbrella Stroller
- Item Weight:** 17.5 Pounds
- Maximum Weight Recommendation:** 40 Pounds
- Item Dimensions (L x W x H):** 34.5" x 18.5" x 41"
- Folded Size:** 34.5" x 18.5" x 41" (Note: As per provided data, dimensions are identical to unfolded.)
- Harness Type:** 5 Point
- Number of Cup Holders:** 1
- Additional Features:** Adjustable calf support, Peek-a-boo window, Recline, Storage Basket
- Care Instructions:** Hand Wash Only



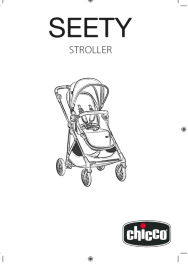

WARRANTY AND SUPPORT

The Chicco Liteway® Stroller comes with a **1-year limited warranty** from the date of purchase. This warranty covers manufacturing defects under normal use.

For warranty claims, replacement parts, or technical support, please contact Chicco Customer Service. You can find contact information on the official Chicco website or through your retailer.

For more information and detailed product guides, visit the official Chicco website:www.chicco.com

Related Documents

	<p>Chicco Cheerio Lightweight Stroller - 0-36 Months, Max 15kg</p> <p>Information about the Chicco Cheerio stroller, suitable for children from 0 to 36 months and up to 15 kg. Includes safety warnings and manufacturer details.</p>
	<p>Chicco LiteWay 4 Stroller - Safety, Features, and Usage Guide</p> <p>Comprehensive information on the Chicco LiteWay 4 stroller, including safety warnings, weight and age limits (up to 22 kg / 4 years), and usage guidelines. Learn about this lightweight and maneuverable baby stroller.</p>
	<p>Chicco Seety Passeggino: Manuale d'Uso e Sicurezza</p> <p>Scopri il passeggino Chicco Seety. Questa guida completa offre istruzioni dettagliate per l'assemblaggio, l'uso sicuro, la manutenzione e la compatibilità con accessori Chicco, garantendo comfort e sicurezza per il tuo bambino.</p>
	<p>Chicco KeyFit Caddy Owner's Manual: Assembly, Use, and Maintenance</p> <p>This comprehensive owner's manual provides detailed instructions for the assembly, safe use, and maintenance of the Chicco KeyFit Caddy stroller frame. Learn how to attach your Chicco infant car seat, fold and unfold the caddy, and care for the product.</p>