

[Manuals.plus](#) /

> [YODOLLA](#) /

> YODOLLA Sleeper Chair Instruction Manual

YODOLLA sleeper chair bed

YODOLLA Sleeper Chair Instruction Manual

Model: Sleeper Chair Bed

INTRODUCTION

Thank you for choosing the YODOLLA Sleeper Chair. This versatile 3-in-1 furniture piece is designed to function as a comfortable single sofa chair, a relaxing lounge chair, and a convenient sleeper bed, making it ideal for small spaces. This manual provides detailed instructions for assembly, operation, maintenance, and safety to ensure optimal use and longevity of your product.

A CHAIR, 3 FORMS, ENDLESS POSSIBILITIES

Redefine Your Space!



Single Armchair for Living Room Chair



Sofa Bed Tailored for RVs



Indoor Chaise Lounge Chair



Sleeper Bed for Uninvited Guest

Image: Two YODOLLA Sleeper Chairs in a living room, showcasing their compact form.

SAFETY INFORMATION

- Keep the sleeper chair away from open flames or high heat sources to prevent fire hazards.
- Supervise children and pets around the chair, especially during conversion, to avoid risks of entrapment or injury.
- Ensure all components are securely fastened before use. Regularly check for loose screws or parts.
- Do not exceed the weight limit of 500 pounds to prevent damage to the chair and potential injury.

PACKAGE CONTENTS

Before assembly, please ensure all parts are present and undamaged. The package should contain the following:

- Sleeper Chair Frame (main body)
- Cushions (seat, backrest, throw pillows)

- Casters (wheels for pull-out section)
- Assembly Hardware (pre-sorted screws)
- Instruction Manual (this document)

If any parts are missing or damaged, please contact customer service immediately.

ASSEMBLY INSTRUCTIONS

Assembly of the YODOLLA Sleeper Chair is designed to be straightforward and can typically be completed by one person in 25 minutes or less, with no additional tools required. Follow the steps below:

1. **Unpack Components:** Carefully remove all parts from the packaging and lay them out on a clean, soft surface to prevent scratches.
2. **Attach Legs:** Securely attach the wooden legs to the main chair frame. Ensure they are tightened firmly.
3. **Install Casters:** Attach the casters (wheels) to the pull-out section of the chair. These will facilitate smooth conversion.
4. **Connect Sections:** Follow the specific instructions provided with the pre-sorted screws to connect the main chair body with the pull-out bed mechanism.
5. **Place Cushions:** Position the seat and backrest cushions onto the chair. The throw pillows can be placed as desired for comfort.



Image: Visual guide demonstrating the 5 steps to convert the chair into a bed.


OPERATING INSTRUCTIONS

Converting the Chair (3-in-1 Functionality)

Your YODOLLA Sleeper Chair offers three primary configurations: a single armchair, a lounge chair, and a sleeper bed. The conversion process is designed for ease of use.

- **Armchair Mode:** The chair is in its most compact form, suitable for seating.
- **Lounge Chair Mode:** To extend into a lounge, gently pull the front section of the seat outwards. The hidden support legs and casters will allow it to slide smoothly.
- **Sleeper Bed Mode:** For a full sleeper bed, continue pulling the front section until it is fully extended and flat. Ensure all support legs are properly deployed.

WHY CHOOSE OUR SLEEPER CHAIR?

 We Always Listen to Our Customers' Voices.


Customers said: "The sofa is too hard"

 So we upgraded the material to full memory foam and thickened the seat cushions for ultimate comfort.



Customers said: "It's hard to clean when dirty"

 So we changed to removable sofa covers that are machine washable for easy care.



Customers said: "The sofa isn't comfortable enough"


 So we added more adjustable backrest positions, helping you find your perfect seating angle.



Image: The chair transforming into a lounge and a bed, illustrating its versatility.

Adjusting the Backrest

The backrest features 5 adjustable angles (108°, 126°, 144°, 162°, and 180°) to provide optimal comfort for various activities, from upright reading to fully reclined sleeping. To adjust:

1. Gently push the backrest forward until you hear a click.
2. Continue pushing forward to release the locking mechanism.
3. Adjust the backrest to your desired angle and then slowly push it back until it locks into place.

PRODUCT DIMENSION

Weight Capacity
500lbs



Image: Visual representation of the 5 adjustable backrest angles.

Using Integrated Features

- **Cup Holders:** The chair includes dual cup holders, one on each armrest, for convenient placement of beverages.
- **Side Pockets:** Utilize the extra-large side pockets on both sides of the chair to store remotes, tablets, books, or other small items.

DON'T SETTLE FOR ORDINARY-HERE'S WHY OUR SOFA BED REDEFINES COMFORT & CONVENIENCE!



Image: Details of the chair's features including cup holders, adjustable back, and side pockets.

MAINTENANCE AND CARE

Proper care will extend the life and appearance of your YODOLLA Sleeper Chair.

- **Cleaning Fabric:** The upholstery fabric is linen and features removable covers. These covers are machine washable. Please follow the care instructions on the fabric label for best results.
- **Frame Care:** Wipe the metal frame and wooden legs with a soft, damp cloth. Avoid harsh chemicals or abrasive cleaners.
- **Cushion Care:** The foam-filled cushions are designed for high resilience. Fluff cushions regularly to maintain their shape and comfort.
- **General Maintenance:** Periodically check all screws and connections to ensure they remain tight. Tighten if necessary.

MORE DETAILS ABOUT WORKMANSHIP

A Closer Look at Excellence



Easy to Convert Into a Bed



Step 1



Step 2



Step 3



Step 4



Step 5

Image: Close-up highlighting the removable covers and upgraded cushioning for easy maintenance.

TROUBLESHOOTING

If you encounter any issues with your YODOLLA Sleeper Chair, please refer to the following common solutions:

- **Difficulty Converting:** Ensure no obstructions are blocking the pull-out mechanism. Check that the casters are clean and moving freely.
- **Backrest Not Locking:** Make sure you are pushing the backrest fully forward to release the mechanism, then slowly reclining it until it clicks into a locked position.
- **Wobbling/Instability:** Check all leg and frame connections. Tighten any loose screws. Ensure the chair is on a flat, even surface.
- **Uncomfortable Seating:** Allow some time for the high-resilience foam to adapt to use. Ensure cushions are properly positioned.

For issues not resolved by these steps, please contact YODOLLA customer service.

SPECIFICATIONS

Feature	Detail
Brand	YODOLLA
Model Number	sleeper chair bed
Product Dimensions (Chair)	38.2" W x 32.3" H
Product Dimensions (Bed/Reclined)	74" D x 38.2" W x 32.3" H
Reclined Length	74 Inches
Seat Depth	25.6 inches
Seat Height	17.3 Inches
Weight Limit	500 Pounds
Item Weight	55 Pounds
Color	Dark Grey
Upholstery Fabric Type	Linen
Material	Metal (Frame), Foam (Fill)
Special Features	Adjustable Backrest (5 positions), Cup Holder, Removable Cover, Space Saving, Three In One
Assembly Required	Yes (approx. 25 mins, no tools)
Product Care Instructions	Machine Washable (removable covers)



SPACE-SAVING DESIGN, MAX UTILITY EVERYTHING IN ONE PIECE

More Space, Same Budget The Ultimate Value King



Dual Cup Holders
on Both Sides



5-Position
Adjustable Backrest



2 Extra Throw
Pillows Included



Fully Enclosed Side
Pockets on Both Sides

Image: Diagram illustrating the key dimensions of the sleeper chair.

WARRANTY AND SUPPORT

YODOLLA is committed to your satisfaction. If you have any questions, require assistance with assembly, or encounter issues such as missing or damaged parts, please do not hesitate to contact our customer service team.

- **Customer Service:** Our team aims to respond to inquiries within 12 hours. Please refer to your purchase documentation or the YODOLLA brand store on Amazon for contact details.
- **Returns/Replacements:** This product typically comes with a 30-day return/replacement policy. Please check your specific purchase terms for details.

For more information, visit the official YODOLLA store: [YODOLLA Store](#)



