

Veidoo VEIDOO T70

Veidoo T70 Android 13 Tablet User Manual

Model: VEIDOO T70 | Brand: Veidoo

1. INTRODUCTION

This manual provides detailed instructions for the setup, operation, and maintenance of your Veidoo T70 Android 13 Tablet. Please read this manual thoroughly before using the device to ensure proper functionality and to maximize your user experience.

The Veidoo T70 is a 10.1-inch tablet featuring an Android 13 operating system, an Octa-Core processor, 8GB (4+4 Expand) RAM, and 128GB of internal storage, expandable up to 512GB via MicroSD. It supports WiFi 6 connectivity and includes a 5000mAh battery, along with dual cameras (2.0MP front, 5.0MP rear).



Figure 1.1: Veidoo T70 Android 13 Tablet

This image displays the Veidoo T70 tablet in its blue color, showcasing both the front display and the rear casing with its camera module. The tablet is designed for a comfortable grip and clear visual experience.

2. PACKAGE CONTENTS

Upon opening the package, please verify that all the following items are included:

- 1 x Veidoo 10.1 inch tablet
- 1 x Type-C Cable
- 1 x Power Adapter
- 1 x User Manual (English)
- 1 x Protective Cover
- 1 x SIM Card Slot Pin

3. PRODUCT OVERVIEW

Familiarize yourself with the physical components and ports of your Veidoo T70 tablet:



Figure 3.1: Veidoo T70 Component Diagram

This diagram illustrates the various external features of the Veidoo T70 tablet. Key components include:

- **Rear Camera:** Located on the back, used for taking photos and videos.
- **Flash:** Provides illumination for the rear camera in low-light conditions.
- **Speaker:** Outputs audio.
- **Front Camera:** Located above the screen, ideal for video calls and selfies.

- **Type-C Port:** Used for charging the tablet and connecting to other devices.
- **Volume +/- Buttons:** Adjusts the audio volume.
- **Power Button:** Turns the tablet on/off or puts it to sleep/wakes it up.
- **Headphone Jack:** 3.5mm port for connecting headphones or external speakers.

4. INITIAL SETUP

4.1 Charging the Tablet

Before first use, fully charge the tablet. Connect the provided Type-C cable to the tablet's Type-C port and the power adapter to a wall outlet. The battery indicator on the screen will show charging status.

4.2 Powering On/Off

- **To Power On:** Press and hold the Power Button until the Veidoo logo appears on the screen.
- **To Power Off:** Press and hold the Power Button until a power-off menu appears. Select 'Power off'.
- **To Sleep/Wake:** Briefly press the Power Button.

4.3 Initial Configuration

Upon first power-on, the tablet will guide you through the initial setup process. This includes selecting your language, connecting to a Wi-Fi network, setting up your Google account, and configuring basic settings.

5. OPERATING INSTRUCTIONS

5.1 Display and Touch Screen

The Veidoo T70 features a 10.1-inch FHD IPS Capacitive Screen with a resolution of 1280x800 pixels. It utilizes 2.5D glass for improved scratch resistance and a smooth touch experience.



Figure 5.1: IPS Screen Features

This image highlights the key display features: HD resolution (1280x800 pixels), the 10.1-inch touch screen size, and the durable 2.5D glass.

5.2 Performance and Storage

Equipped with an Octa-Core processor and Android 13, the tablet delivers enhanced performance for various tasks. It comes with 8GB (4GB physical + 4GB virtual) RAM and 128GB ROM, expandable up to 512GB via a MicroSD card (not included).



Figure 5.2: Large Capacity and Performance

This image visually represents the tablet's substantial memory and processing power, indicating its capability to handle numerous applications and store a large amount of data.

5.3 Connectivity

The tablet supports advanced 6G Wi-Fi (802.11b/g WLAN Card) for faster internet speeds and Bluetooth 5.0 for connecting wireless peripherals.



Figure 5.3: Powerful Wireless Connectivity

This image emphasizes the tablet's modern wireless capabilities, ensuring quick and stable connections for streaming, browsing, and device pairing.

5.4 Battery Life

The 5000mAh Li-Polymer rechargeable battery provides extended usage time, supporting up to 6 hours of typical use.

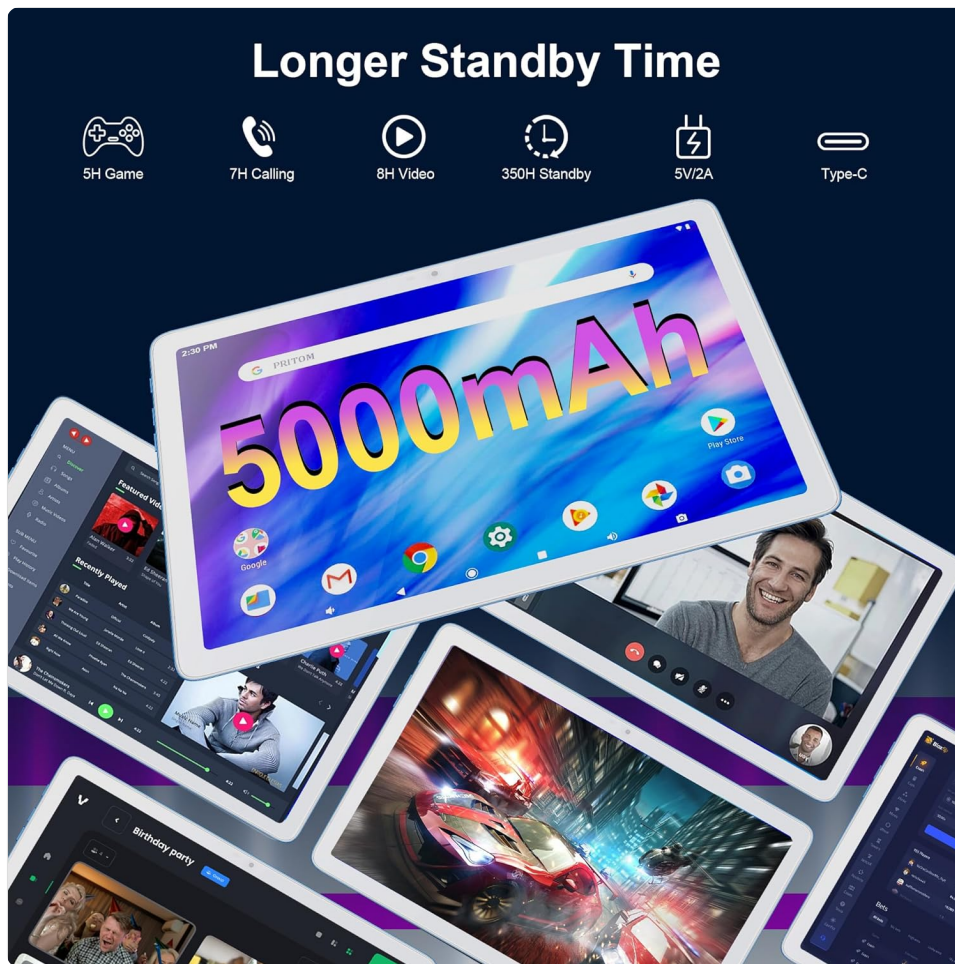


Figure 5.4: Extended Battery Performance

This image illustrates the tablet's long-lasting battery, showcasing its endurance for various activities like gaming, calls, video playback, and standby time.

5.5 Camera Functionality

The tablet is equipped with a 2.0MP front camera and a 5.0MP rear camera, suitable for capturing moments, video calls, and online meetings.

5.6 General Usage

The Veidoo T70 is versatile for various applications, including online learning, media consumption, and video conferencing.



Figure 5.5: Versatile Usage Scenarios

This collage demonstrates the tablet's adaptability for different daily tasks, from educational purposes to entertainment and communication.

6. MAINTENANCE AND CARE

- **Cleaning:** Use a soft, lint-free cloth to clean the screen and body. Avoid abrasive cleaners or solvents.
- **Storage:** Store the tablet in a cool, dry place away from direct sunlight and extreme temperatures.
- **Protection:** Use the provided protective cover to guard against scratches and minor impacts.
- **Battery Care:** Avoid fully discharging the battery frequently. Charge the tablet regularly, even if not in use for extended periods.

7. TROUBLESHOOTING

7.1 Device Won't Turn On

- Ensure the tablet is charged. Connect it to the power adapter and wait a few minutes before attempting to power on.
- Press and hold the Power Button for at least 10-15 seconds to perform a forced restart.

7.2 Slow Performance

- Close unnecessary background applications.
- Clear cache for frequently used apps.
- Ensure sufficient storage space is available. Delete unused files or apps.
- Restart the tablet.

7.3 Wi-Fi Connection Issues

- Ensure Wi-Fi is enabled on the tablet.
- Restart your Wi-Fi router.
- Forget the network and reconnect, entering the password again.
- Ensure the tablet is within range of the Wi-Fi signal.

7.4 Screen Not Responding

- Restart the tablet by holding the Power Button.
- Ensure the screen is clean and free of debris or moisture.

8. TECHNICAL SPECIFICATIONS

Feature	Specification
Model Name	Veidoo T70
Operating System	Android 13
CPU Processor	Octa-Core (Allwinner)
Screen Size	10.1 Inches
Display Resolution	1280x800 Pixels (FHD IPS)
RAM	8GB (4+4 Expand)
Internal Storage (ROM)	128GB
Expandable Storage	Up to 512GB via MicroSD
Battery	3.7V/5000mAh Li-Polymer
Wireless Connection	6G Wi-Fi (802.11b/g WLAN Card)
Bluetooth	5.0
Front Camera	2.0MP
Rear Camera	5.0MP
USB Port	1 x Type-C
Audio Port	1 x 3.5mm stereo headphone jack
Dimensions (LxWxH)	9.45 x 6.3 x 0.31 inches (24cm×16cm×0.8cm)
Item Weight	2.51 pounds





9. WARRANTY AND SUPPORT

Veidoo provides a **1-year warranty** for this tablet from the date of purchase. This warranty covers manufacturing defects and ensures the product meets its specified performance. Additionally, lifetime technical support is available to assist you with any questions or issues you may encounter.

For warranty claims or technical assistance, please contact Veidoo customer service via Amazon email. Our customer service team is available 24 hours a day to provide support and ensure a satisfactory experience.

© 2024 Veidoo. All rights reserved.

Related Documents - VEIDOO T70

	<p>Veidoo Tablet PC User Manual - Features, Setup, and Safety Information</p> <p>Comprehensive user manual for the Veidoo Tablet PC, covering button functions, Android system features, APK installation, important safety precautions, and regulatory compliance statements in English.</p>
	<p>Veidoo E7 eBook Reader User Manual and Guide</p> <p>Comprehensive guide for the Veidoo E7 eBook Reader, covering setup, usage, interface icons, and regulatory information. Learn how to upload books and navigate your device.</p>
	<p>Veidoo Cloud Digital Photo Frame User Manual</p> <p>User manual for the Veidoo Cloud Digital Photo Frame, detailing interface introduction, setup steps, Frameo app features, contact information, and FCC compliance.</p>
	<p>VEIDOO T70 PLUS SAR Test Report - RF Exposure Compliance</p> <p>Detailed SAR test report for the VEIDOO T70 PLUS Tablet PC, covering WLAN and Bluetooth, confirming compliance with FCC and IEEE safety standards for radio frequency exposure.</p>