Manuals+
Q & A | Deep Search | Upload

Edifier M60

Edifier M60 Multimedia Speaker User Manual

Model: M60

Introduction

The Edifier M60 Multimedia Speaker system offers a premium audio experience with its compact design and powerful output. Engineered for desktop environments, these speakers deliver Hi-Res Audio through both wired and wireless connections, including Bluetooth 5.3 with LDAC support. This manual provides comprehensive instructions for setting up, operating, and maintaining your M60 speakers to ensure optimal performance.

Figure 1: Edifier M60 Multimedia Speakers (White)

Key Features

- **Compact and Delicate Design:** Each speaker measures 100mm (W) x 168mm (H) x 147 mm (D), designed to fit seamlessly into any desktop setup.

Figure 2: Compact Design of Edifier M60 Speakers on a Desktop

- **Powerful Output:** Total 66W RMS power (18W+18W mid-low, 15W+15W treble) with 1" silk dome tweeters and 3" long-throw aluminum diaphragm mid-low drivers. Features a high-efficiency closed-loop Class-D audio amplifier.

Figure 3: Internal Components of the M60 Speaker

- **High-Quality Audio Processing:** Full digital processing, Class-D amplification, and Hi-Res Audio certification for both wired and wireless transmission. Includes precise two-way active crossover and dynamic range control via a built-in DSP.

Figure 4: High-Resolution Audio Processing

- **Multiple Inputs:** Versatile connectivity options including Bluetooth V5.3 for wireless streaming, USB-C, and AUX inputs for wired connections.

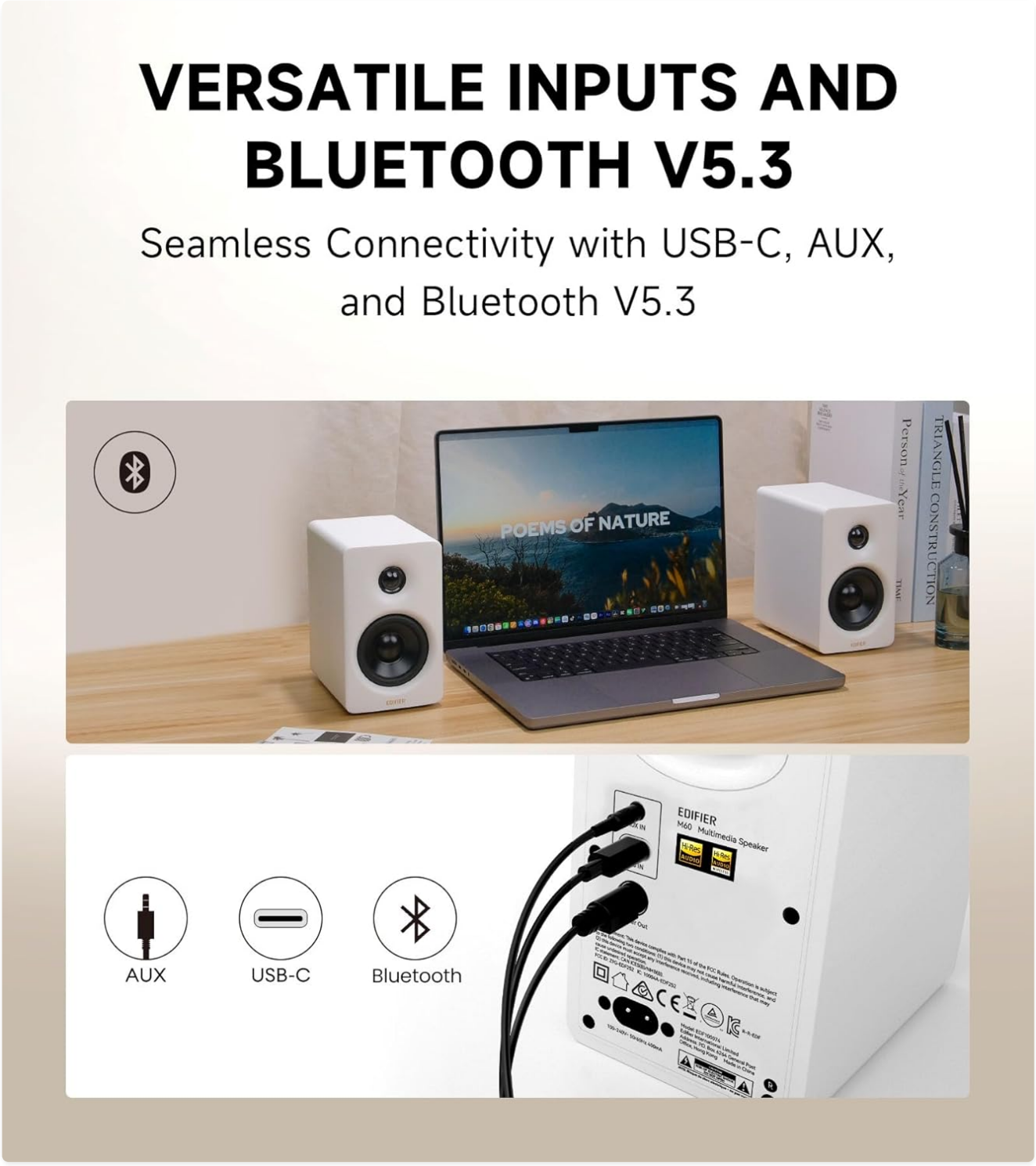

Figure 5: Connectivity Ports (AUX, USB-C, Bluetooth)

- **Bluetooth 5.3 Connectivity:** The Bluetooth V5.3 audio receiver supports the LDAC codec, allowing high-resolution audio streaming up to 24-bit/96kHz from compatible Android devices.
- **User-Friendly Control:** Features a cap-sensitive touch panel with an automatic backlight that activates upon hand approach. Extended functions are available via the EDIFIER ConneX mobile app.

Figure 6: Touch Controls on Top Panel

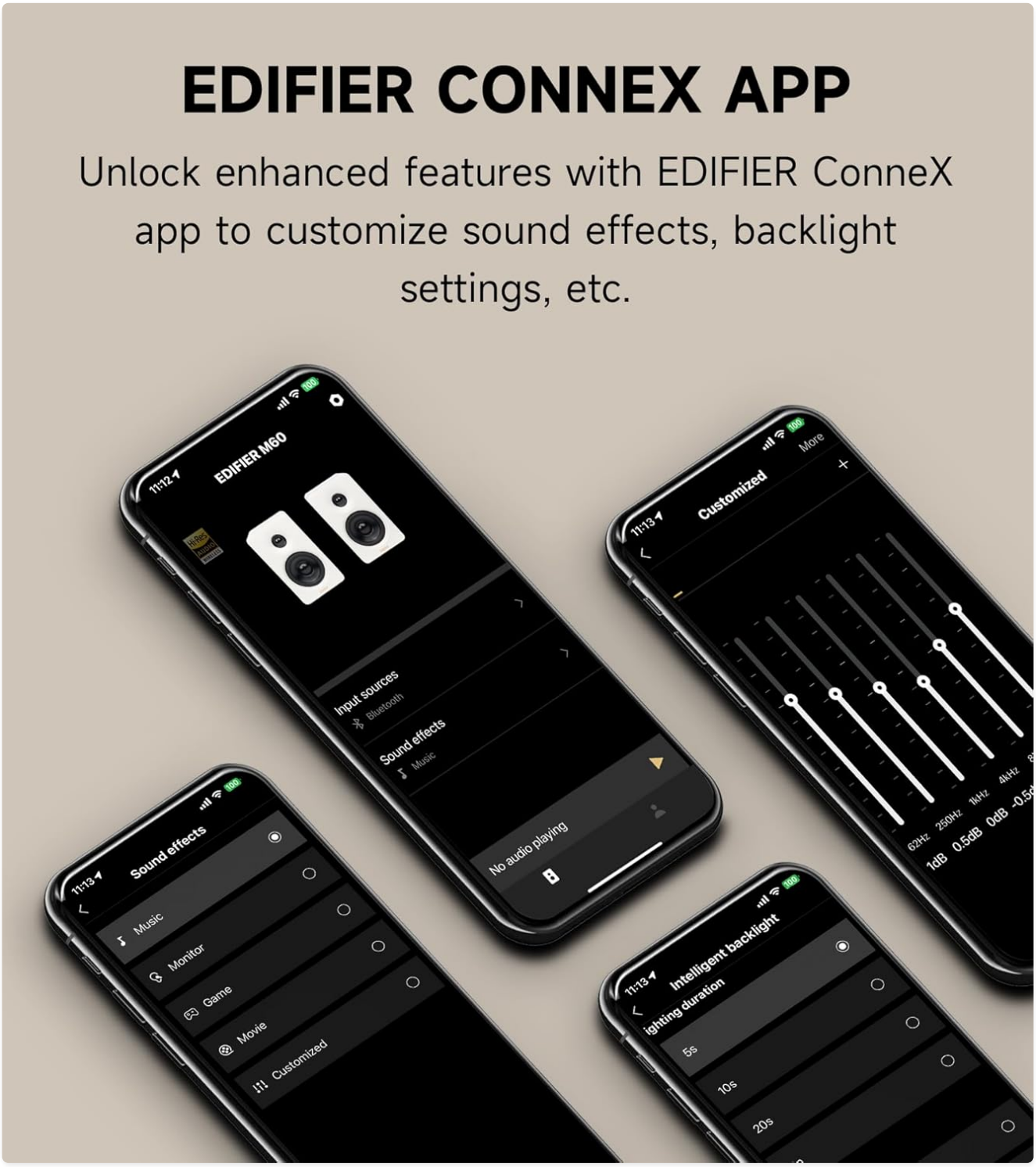

Figure 7: EDIFIER ConneX Mobile App Interface

- **Aluminum Speaker Stands Bundled:** Includes a pair of aluminum speaker stands designed at a 15-degree angle to reduce sound distortion by directing audio directly to ear level.

Figure 8: Speaker on Aluminum Stand

Setup Guide

1. Unpacking and Contents

Carefully remove all components from the packaging. The box should contain:

- Edifier M60 Multimedia Speakers (Left and Right)
- Aluminum Speaker Stands (2)
- Power Cable
- USB-C to USB-C Cable
- 3.5mm AUX Cable

- Speaker Connection Cable (4-pin)
- User Manual (this document)

2. Speaker Placement

Place the speakers on a stable, flat surface, ideally at ear level when seated. The included aluminum stands are designed to angle the speakers upwards by 15 degrees, optimizing sound projection for desktop use. Ensure there is adequate space behind the speakers for cable connections and proper ventilation.

Figure 9: Speaker Dimensions for Optimal Placement

3. Connecting the Speakers

1. Connect the left and right speakers using the provided 4-pin speaker connection cable. This cable connects the

active (right) speaker to the passive (left) speaker.

2. Connect the power cable to the active speaker and then to a power outlet.
3. Choose your preferred audio input:
    - **USB-C:** Connect the USB-C cable from your computer to the USB-C input on the active speaker. This utilizes the speaker's built-in DAC for high-quality digital audio.
    - **AUX:** Connect the 3.5mm AUX cable from your audio source (e.g., smartphone, tablet, turntable) to the AUX input on the active speaker.
    - **Bluetooth:** For wireless connection, ensure no wired inputs are active. The speaker will automatically enter Bluetooth pairing mode when no wired source is detected.

Your browser does not support the video tag.

Video 1: Edifier M60 Bluetooth Speaker Overview and Setup. This video demonstrates the physical connections and initial setup of the Edifier M60 speakers, including power and audio input options.

Operating Instructions

1. Power On/Off

To power on or off the speakers, press and hold the power icon on the cap-sensitive touch panel located on top of the active (right) speaker for a few seconds.

2. Input Selection

Tap the power icon on the touch panel to cycle through the available input sources: Bluetooth (blue LED), USB-C (green LED), and AUX (red LED). The LED indicator will change color to reflect the active input.

3. Volume Control

Adjust the volume by swiping your finger across the touch panel. The backlight will illuminate to show the volume level and then dim automatically.

4. Bluetooth Pairing

When Bluetooth input is selected and no device is connected, the speaker will automatically enter pairing mode (blue LED blinking). On your device, search for "EDIFIER M60" in the Bluetooth settings and select it to pair. Once connected, the blue LED will remain solid.

5. EDIFIER ConneX App

Download the EDIFIER ConneX mobile app from your device's app store for enhanced control and customization options, including sound effects and backlight settings.

Maintenance

To ensure the longevity and optimal performance of your Edifier M60 speakers, follow these maintenance guidelines:

- **Cleaning:** Use a soft, dry cloth to wipe the speaker surfaces. Avoid using abrasive cleaners, waxes, or solvents as they may damage the finish.
- **Dust Protection:** Keep the speakers free from dust accumulation. You may use a soft brush or a vacuum cleaner with a brush attachment for grilles and crevices.
- **Environment:** Avoid placing speakers in direct sunlight, near heat sources, or in areas with high humidity. Ensure

proper ventilation around the speakers.

- **Handling:** Handle the speakers with care. Avoid dropping them or subjecting them to strong impacts.

Troubleshooting

Problem	Possible Cause	Solution
No sound from speakers.	Power cable not connected securely. Incorrect input source selected. Volume too low or muted. Speaker connection cable loose.	Ensure power cable is firmly inserted into the speaker and wall outlet. Tap the touch panel to cycle through inputs and select the correct one (Bluetooth, USB-C, AUX). Increase volume using the touch panel or connected device. Check the 4-pin cable connecting the left and right speakers.
Bluetooth connection issues.	Speakers not in pairing mode. Device too far from speakers. Interference from other devices.	Ensure Bluetooth input is selected and the blue LED is blinking. Move your device closer to the speakers (within 10 meters). Turn off other Bluetooth devices or move them away. Try unpairing and re-pairing the device.
Speakers do not automatically switch input sources.	This is expected behavior; manual input selection is required.	Manually select the desired input source by tapping the touch panel.
Power plug feels loose.	Design of the power connector.	Ensure the power plug is fully inserted. While it may not have a tight "click" fit, it should make proper electrical contact. Avoid unnecessary movement of the speaker once connected.

Specifications

Feature	Detail
Model Name	M60
Speaker Type	Bookshelf
Speaker Maximum Output Power	66 Watts RMS
Connectivity Technology	Bluetooth, USB-C, AUX
Bluetooth Version	V5.3 (supports LDAC)
Product Dimensions (per speaker)	3.93"D x 6.61"W x 5.78"H (100mm x 168mm x 147mm)
Item Weight	6.75 pounds (3.07 Kilograms)
Tweeter Diameter	1 Inch

Feature	Detail
Mid-low Driver Size	3 Inches
Signal-to-Noise Ratio	85 dB
Control Method	Touchpad
Included Components	Aluminum Speaker Stands
Manufacturer	Edifier

Warranty and Support

Edifier products are designed and manufactured to the highest quality standards. For warranty information specific to your region and product, please refer to the warranty card included with your purchase or visit the official Edifier website. For technical support, troubleshooting assistance, or service inquiries, please contact Edifier customer support through their official channels.
You can find more information and support resources on theEdifier Store on Amazon.

© 2025 Edifier. All rights reserved.

Related Documents - M60

	M60-6 Customer Display and Printer Dock Specifications Technical specifications for the M60-6 customer display and printer dock, including interface details, connectivity, paper size, printing speed, audio output, display resolution, and adapter specifications.
	Edifier M60 White Multimedia Speaker User Manual This manual provides instructions for setting up and using the Edifier M60 White multimedia speaker, including Bluetooth and USB connections, app integration, and troubleshooting.
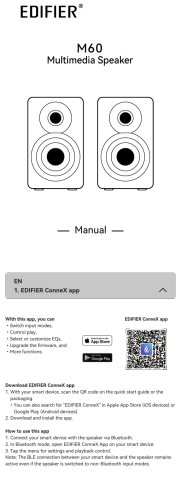	



[Edifier M60 Multimedia Speaker User Manual]

Get detailed instructions on setting up and using your Edifier M60 multimedia speakers. Learn about Bluetooth and USB connectivity, app features, playback controls, troubleshooting, and specifications.



There is no restriction of use.

10. Troubleshooting

Cannot connect to your Bluetooth device

- Make sure that the distance between this product and your Bluetooth device is less than 10 meters and there are no obstacles between them.
- Make sure that no device is connected to this product via Bluetooth.
- Make sure that this product is in Bluetooth pairing mode. If not, manually switch it to this mode.
- Restart this product, enable Bluetooth function on your Bluetooth device, and then try again.

No power

- Make sure that the power cable is properly connected.
- Make sure that the power supply is not disconnected.

No sound

- Make sure that this product is powered on.
- Make sure that this product and your device is properly connected.
- Make sure that the playback is not paused.
- Make sure that this product and your device are not muted.
- Increase the volume of this product and your device.

Noise coming from speakers

- EDIFIER speakers generate little noise, while the background noise of some audio devices are too high. Please unplug audio cables and turn the volume up. If no sound can be heard at 1 meter away from the speaker, there is no problem with this product.

To learn more about EDIFIER, please visit www.edifier.com
For EDIFIER warranty queries, please visit the relevant country page on www.edifier.com and review the section titled Warranty Terms.
USA and Canada: service@edifier.us
South America: Please visit www.edifier.com (English) or www.edifierla.com (Spanish/Portuguese) for local contact information.

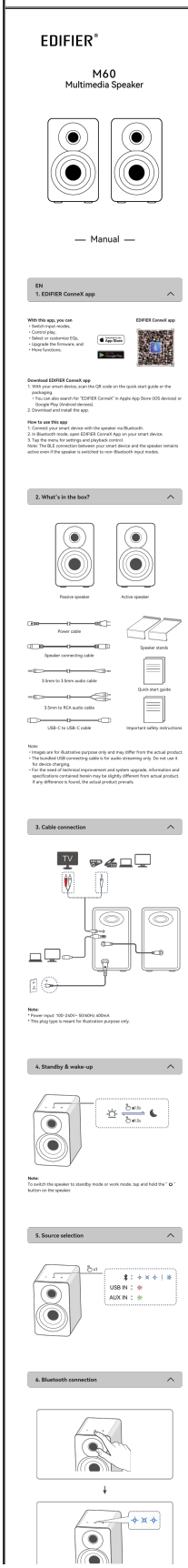

EDIFIER®

M60
Multimedia Speaker

— Manual —

EN
1. EDIFIER ConneX app

With this app, you can
- Switch input modes.
- Control play.
- Select or customize EQs.
- Upgrade the firmware, and
- More functions.

EDIFIER ConneX app

Download EDIFIER ConneX app
1. With your smart device, scan the QR code on the quick start guide or the packaging.
   - You can also search for "EDIFIER ConneX" in Apple App Store (iOS devices) or Google Play (Android devices).
2. Download and install the app.

How to use this app
1. Connect your smart device with the speaker via Bluetooth.
2. In Bluetooth mode, open EDIFIER ConneX App on your smart device.
3. Tap the menu for settings and playback control.
Note: The BLE connection between your smart device and the speaker remains active even if the speaker is switched to non-Bluetooth input modes.

2. What's in the box?

Passive speaker
Active speaker
Power cable
Speaker connecting cable
3.5mm to 3.5mm audio cable
3.5mm to RCA audio cable
USB-C to USB-C cable
Speaker stands
Quick start guide
Important safety instructions

Note:
- Images are for illustrative purpose only and may differ from the actual product.
- The bundled USB connecting cable is for audio streaming only. Do not use it for device charging.
- For the need of technical improvement and system upgrade, information and specifications contained herein may be slightly different from actual product. If any difference is found, the actual product prevails.

3. Cable connection

TV

Note:
* Power input: 100-240V~ 50/60Hz 600mA.
* This plug type is meant for illustration purpose only.

4. Standby & wake-up

Note:
To switch the speaker to standby mode or work mode, tap and hold the " " button on the speaker.

5. Source selection

USB IN :
AUX IN :

6. Bluetooth connection

[EDIFIER M60 Multimedia Speaker User Manual]

Comprehensive user manual for the EDIFIER M60 multimedia speaker, covering setup, connections, features, troubleshooting, and specifications. Learn how to use the EDIFIER ConneX app for enhanced control.

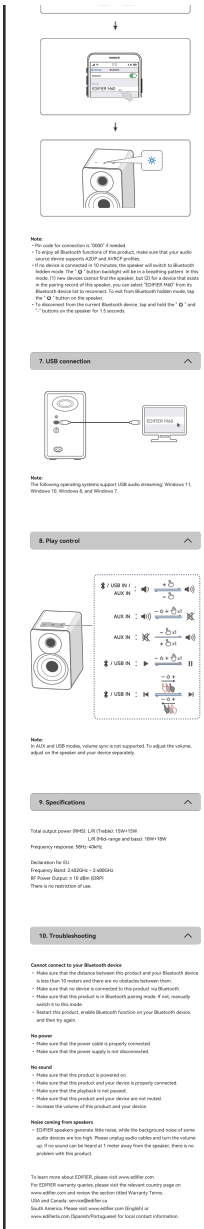

Note:
- Pin code for connection is "0000" if needed.
- To enjoy all Bluetooth functions of this product, make sure that your audio source device supports A2DP and AVRCP profiles.
- If no device is connected in 10 minutes, the speaker will switch to Bluetooth pairing mode. (1) If a device that has been paired with the speaker is in this mode, (1) new devices cannot find the speaker, but (2) for a device that exists in the pairing record of this speaker, you can select "EDIFIER M60" from its Bluetooth device list to reconnect. To exit from Bluetooth hidden mode, tap the " ⏻ " button on the speaker.
- To disconnect from the current Bluetooth device, tap and hold the " ⏻ " and "-" buttons on the speaker for 1.5 seconds.

7. USB connection

Note:
The following operating systems support USB audio streaming: Windows 11, Windows 10, Windows 8, and Windows 7.

8. Play control

Note:
In AUX and USB modes, volume sync is not supported. To adjust the volume, adjust on the speaker and your device separately.

9. Specifications

Total output power (RMS): L/R (Treble): 15W+15W
L/R (Mid-range and bass): 18W+18W
Frequency response: 50Hz-40kHz

Declaration for EU
Frequency Band: 2.402GHz – 2.480GHz
RF Power Output: ≤ 19 dBm EIRP5
There is no restriction of use.

10. Troubleshooting

Cannot connect to your Bluetooth device
- Make sure that the distance between this product and your Bluetooth device is less than 10 meters and there are no obstacles between them.
- Make sure that no device is connected to this product via Bluetooth.
- Make sure that this product is in Bluetooth pairing mode. If not, manually switch it to this mode.
- Restart this product, enable Bluetooth function on your Bluetooth device, and then try again.

No power
- Make sure that the power cable is properly connected.
- Make sure that the power supply is not disconnected.

No sound
- Make sure that this product is powered on.
- Make sure that this product and your device is properly connected.
- Make sure that the playback is not paused.
- Make sure that this product and your device are not muted.
- Increase the volume of this product and your device.

Noise coming from speakers
- EDIFIER speakers generate little noise, while the background noise of some audio devices are too high. Please unplug audio cables and turn the volume up. If no sound can be heard at 1 meter away from the speaker, there is no problem with this product.

To learn more about EDIFIER, please visit www.edifier.com
For EDIFIER warranty queries, please visit the relevant country page on www.edifier.com and review the section titled Warranty Terms.
USA and Canada: service@edifier.ca
South America: Please visit www.edifier.com (English) or www.edifierla.com (Spanish/Portuguese) for local contact information.

	[Moman M60 LCD Projector User Manual](#) User manual for the Moman M60 LCD projector, detailing setup, specifications, function overview, and troubleshooting.
	[Soju Bluetooth Karaoke Microphone TWS M60 User Manual](#) User manual for the Jinro Soju Bluetooth Karaoke Microphone TWS, Model M60. Includes product specifications, function guide, cautions, warranty information, and FCC statement.

Documents - Edifier – M60

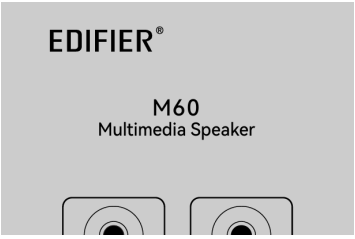

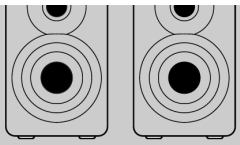

— Manual —

EN

1. EDIFIER ConneX app

With this app, you can
- Switch input modes,
- Control play,
- Select or customize EQs,
- Upgrade the firmware, and
- More functions.

EDIFIER ConneX app

Download EDIFIER ConneX app
1. With your smart device, scan the QR code on the quick start guide or the packaging.
   - You can also search for "EDIFIER ConneX" in Apple App Store (iOS devices) or Google Play (Android devices).
2. Download and install the app.

How to use this app
1. Connect your smart device with the speaker via Bluetooth.
2. In Bluetooth mode, open EDIFIER ConneX App on your smart device.
3. Tap the menu for settings and playback control.

Note: The BLE connection between your smart device and the speaker remains active even if the speaker is switched to non-Bluetooth input modes.

2. What's in the box?

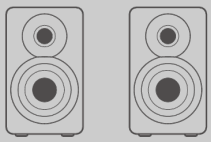

Passive speaker Active speaker

Power cable

Speaker connecting cable

3.5mm to 3.5mm audio cable

3.5mm to RCA audio cable

USB-C to USB-C cable

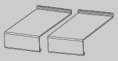

Speaker stands

Quick start guide

Important safety instructions

Note:
- Images are for illustrative purpose only and may differ from the actual product.
- The bundled USB connecting cable is for audio streaming only. Do not use it for device charging.
- For the need of technical improvement and system upgrade, information and specifications contained herein may be slightly different from actual product. If any difference is found, the actual product prevails.

3. Cable connection

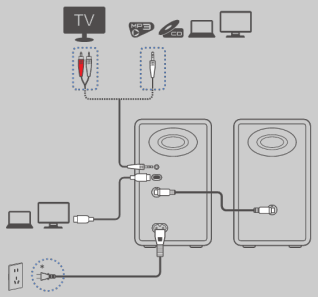

Note:
* Power input: 100-240V~ 50/60Hz 400mA
* This plug type is meant for illustration purpose only.

4. Standby & wake-up

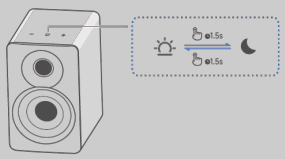

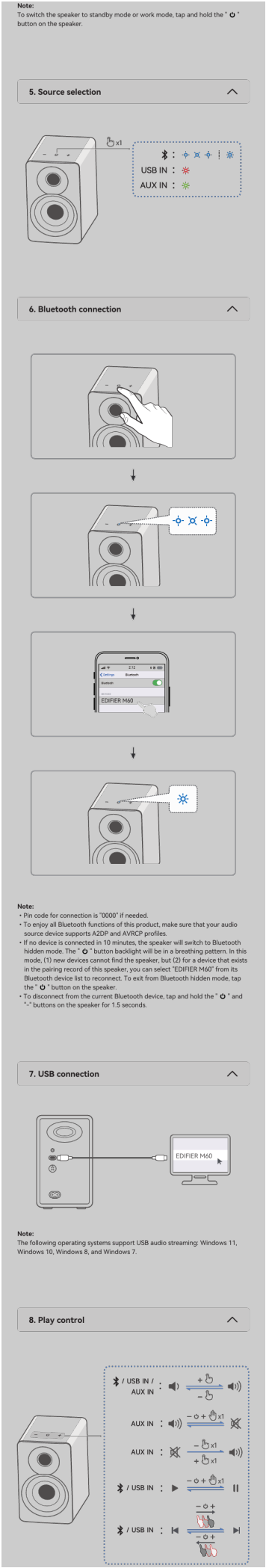

[EDIFIER M60 Multimedia Speaker User Manual]

Comprehensive user manual for the EDIFIER M60 multimedia speaker, covering setup, connections, features, troubleshooting, and specifications. Learn how to use the EDIFIER ConneX app for enhanced control.

lang:en score:34 filesize: 1017.97 K page_count: 7 document date: 2024-09-14

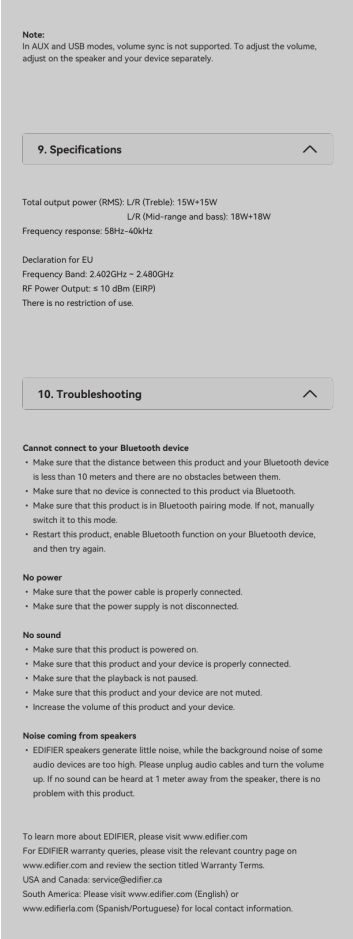

Note:
In AUX and USB modes, volume sync is not supported. To adjust the volume, adjust on the speaker and your device separately.

9. Specifications

Total output power (RMS): L/R (Treble): 15W+15W
L/R (Mid-range and bass): 18W+18W
Frequency response: 58Hz-40kHz

Declaration for EU
Frequency Band: 2.402GHz ~ 2.480GHz
RF Power Output: ≤ 10 dBm (EIRP)
There is no restriction of use.

10. Troubleshooting

Cannot connect to your Bluetooth device
- Make sure that the distance between this product and your Bluetooth device is less than 10 meters and there are no obstacles between them.
- Make sure that no device is connected to this product via Bluetooth.
- Make sure that this product is in Bluetooth pairing mode. If not, manually switch it to this mode.
- Restart this product, enable Bluetooth function on your Bluetooth device, and then try again.

No power
- Make sure that the power cable is properly connected.
- Make sure that the power supply is not disconnected.

No sound
- Make sure that this product is powered on.
- Make sure that this product and your device is properly connected.
- Make sure that the playback is not paused.
- Make sure that this product and your device are not muted.
- Increase the volume of this product and your device.

Noise coming from speakers
- EDIFIER speakers generate little noise, while the background noise of some audio devices are too high. Please unplug audio cables and turn the volume up. If no sound can be heard at 1 meter away from the speaker, there is no problem with this product.

To learn more about EDIFIER, please visit www.edifier.com
For EDIFIER warranty queries, please visit the relevant country page on www.edifier.com and review the section titled Warranty Terms.
USA and Canada: service@edifier.ca
South America: Please visit www.edifier.com (English) or www.edifierla.com (Spanish/Portuguese) for local contact information.

MANUEL

EDIFIER M60 WHITE

NOTICE D'UTILISATION

Tous nos Tutos vidéo | Darty.com | Tous nos magasins | Communauté SAV Darty

[Edifier M60 White Multimedia Speaker User Manual]

This manual provides instructions for setting up and using the Edifier M60 White multimedia speaker, including Bluetooth and USB connections, app integration, and troubleshooting.

lang:en score:30 filesize: 1.13 M page_count: 8 document date: 2025-01-29



EDIFIER®

M60
Multimedia Speaker

— Manual —

EN
1. EDIFIER ConneX app

With this app, you can

- Switch input modes,
- Control play,
- Select or customize EQs,
- Upgrade the firmware, and
- More functions.

EDIFIER ConneX app

App Store

Google Play

Download EDIFIER ConneX app

1. With your smart device, scan the QR code on the quick start guide or the packaging.
   - You can also search for "EDIFIER ConneX" in Apple App Store (iOS devices) or Google Play (Android devices).
2. Download and install the app.

How to use this app

1. Connect your smart device with the speaker via Bluetooth.
2. In Bluetooth mode, open EDIFIER ConneX App on your smart device.
3. Tap the menu for settings and playback control.

Note: The BLE connection between your smart device and the speaker remains active even if the speaker is switched to non-Bluetooth input modes.

2. What's in the box?

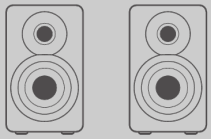

Passive speaker

Active speaker

Power cable

Speaker connecting cable

3.5mm to 3.5mm audio cable



3.5mm to RCA audio cable

USB-C to USB-C cable

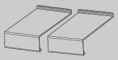

Speaker stands

Quick start guide

Important safety instructions

Note:

- Images are for illustrative purpose only and may differ from the actual product.
- The bundled USB connecting cable is for audio streaming only. Do not use it for device charging.
- For the need of technical improvement and system upgrade, information and specifications contained herein may be slightly different from actual product. If any difference is found, the actual product prevails.

3. Cable connection

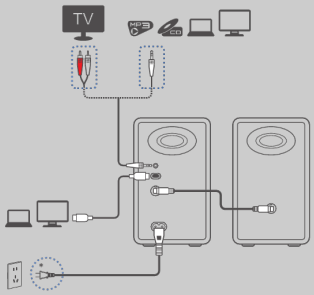

Note:

* Power input: 100-240V~ 50/60Hz 400mA
* This plug type is meant for illustration purpose only.

4. Standby & wake-up

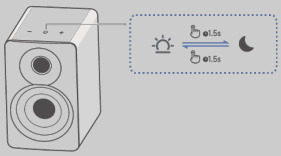

Note:

To switch the speaker to standby mode or work mode, tap and hold the " ⏻ " button on the speaker.

5. Source selection

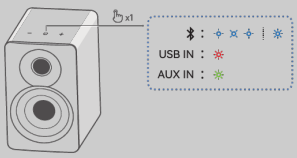

Edifier M60 Multimedia Speaker User Manual

Get detailed instructions on setting up and using your Edifier M60 multimedia speakers. Learn about Bluetooth and USB connectivity, app features, playback controls, troubleshooting, and specifications.

lang:en score:25 filesize: 1017.97 K page_count: 7 document date: 2024-09-14

6. Bluetooth connection

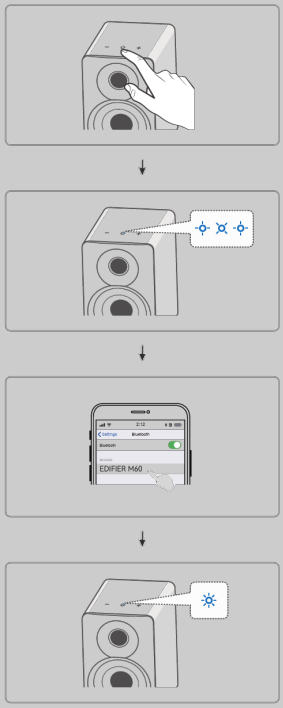

Note:

- Pin code for connection is "0000" if needed.
- To enjoy all Bluetooth functions of this product, make sure that your audio source device supports A2DP and AVRCP profiles.
- If no device is connected in 10 minutes, the speaker will switch to Bluetooth hidden mode. The " ⏻ " button backlight will be in a breathing pattern. In this mode, (1) new devices cannot find the speaker, but (2) for a device that exists in the pairing record of this speaker, you can select "EDIFIER M60" from its Bluetooth device list to reconnect. To exit from Bluetooth hidden mode, tap the " ⏻ " button on the speaker.
- To disconnect from the current Bluetooth device, tap and hold the " ⏻ " and "–" buttons on the speaker for 1.5 seconds.

7. USB connection

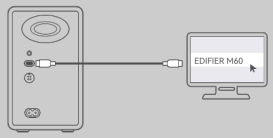

Note:
The following operating systems support USB audio streaming: Windows 11, Windows 10, Windows 8, and Windows 7.

8. Play control

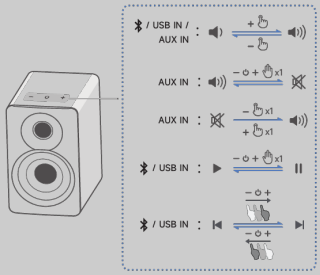

Note:
In AUX and USB modes, volume sync is not supported. To adjust the volume, adjust on the speaker and your device separately.

9. Specifications

Total output power (RMS): L/R (Treble): 15W+15W
L/R (Mid-range and bass): 18W+18W
Frequency response: 58Hz-40kHz

Declaration for EU
Frequency Band: 2.402GHz ~ 2.480GHz
RF Power Output: ≤ 10 dBm (EIRP)
There is no restriction of use.

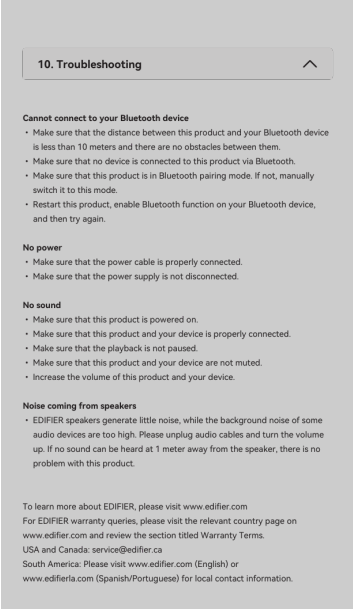

10. Troubleshooting

Cannot connect to your Bluetooth device

- Make sure that the distance between this product and your Bluetooth device is less than 10 meters and there are no obstacles between them.
- Make sure that no device is connected to this product via Bluetooth.
- Make sure that this product is in Bluetooth pairing mode. If not, manually switch it to this mode.
- Restart this product, enable Bluetooth function on your Bluetooth device, and then try again.

No power

- Make sure that the power cable is properly connected.
- Make sure that the power supply is not disconnected.

No sound

- Make sure that this product is powered on.
- Make sure that this product and your device is properly connected.
- Make sure that the playback is not paused.
- Make sure that this product and your device are not muted.
- Increase the volume of this product and your device.

Noise coming from speakers

- EDIFIER speakers generate little noise, while the background noise of some audio devices are too high. Please unplug audio cables and turn the volume up. If no sound can be heard at 1 meter away from the speaker, there is no problem with this product.

To learn more about EDIFIER, please visit www.edifier.com
For EDIFIER warranty queries, please visit the relevant country page on www.edifier.com and review the section titled Warranty Terms.
USA and Canada: service@edifier.ca
South America: Please visit www.edifier.com (English) or www.edifierla.com (Spanish/Portuguese) for local contact information.

EDIFIER

EDIFIER

EDIFIER M60
GTM Deck

Version 01
2024/09/05

[pdf] Confidentiality Request Letter

EDIFIER M60 GTM Deck 010384 dot media gr Product |||

EDIFIER **M60** GTM Deck Corporate Confidential Version 01 2024/09/05 www.edifier.com EDIFIER Product Deck M series speakers Corporate Confidential www.edifier.com EDIFIER Product Deck M series speakers Corporate Confidential www.edifier.com EDIFIER Product Deck M series speakers Corpo...

lang:en score:25 filesize: 2.38 M page_count: 18 document date: 2025-02-27

MANUEL

EDIFIER
M60 BLACK

NOTICE D'UTILISATION

Tous nos Tutos vidéo | Darty.com | Tous nos magasins | Communauté SAV Darty

[pdf] User Manual Quick Start Guide Installation Guide Instructions Guide

EDIFIER M60 BLACK087e54c0c57d5d504dfe46944056598aa3d474dafc darty notices 8 7 e 087e54c0c57d5d504dfe46944056598aa3d474da |||

MANUEL EDIFIER **M60** BLACK NOTICE D UTILISATION Tous nos Tutos vido Darty.com Tous nos magasins Communaut SAV Darty **M60** Multimedia Speaker Manual EN 1. EDIFIER ConneX app With this app, you can Switch input modes, Control play, Select or customize EQs, Upgrade the firmware, and More functions....

lang:en score:25 filesize: 1.13 M page_count: 8 document date: 2025-01-29

[pdf] User Manual Quick Start Guide Installation Guide Instructions Guide

EDIFIER M60 CLASSIC OAK557e3c8ff85e10722a19eb1cfe0868b7513d16d5fc darty notices 5 7 e 557e3c8ff85e10722a19eb1cfe0868b7513d16d5 |||

MANUEL EDIFIER **M60** CLASSIC OAK NOTICE D UTILISATION Tous nos Tutos vido Darty.com Tous nos magasins Communaut SAV Darty **M60** Multimedia Speaker Manual EN 1. EDIFIER ConneX app With this app, you can Switch input modes, Control play, Select or customize EQs, Upgrade the firmware, and More func...

lang:en score:24 filesize: 1.13 M page_count: 8 document date: 2025-01-29



CE

ДЕКЛАРАЦИЯ НА ЕС ЗА СЪОТВЕТСТВИЕ

1. Номер на модела, търговска марка:
Търговска марка: Edifier
Име на модела: EDF100074

2. Име и адрес на производителя:
Име на производителя: Edifier International Limited
Адрес: P.O. Box 6264 Главна поща, Хонконг

3. Тази декларация за съответствие се издава на отговорност единствено на производителя.

4. Обект на декларацията:

Име на продукта	Име на модела	Име на артикула
Мултимедийни високоговорители	EDF100074	M60

5. Предметът на декларацията, описана по-горе, е в съответствие със съответната директива на Съюза за хармонизация и друго законодателство на Съюза за хармонизация, когато е приложимо:
Директива за радиооборудване 2014/53/ЕС
Директива RoHS

6. Препратки към съответните хармонизирани стандарти или използвани общи спецификации или препратки към други технически спецификации, по отношение на които е декларирано съответствие:

Директива за радиооборудване
EN 62479:2010; EN 62368-1:2014+A11;
EN 55032:2015+A11; EN 55035:2017+A11;
EN 301489-1 V.2.2.3:2018; EN 301489-17 V3.2.4:2020;
EN 300328 V.2.2.2:2019
Директива RoHS
Ограничение за употребата на определени опасни вещества в електрическо и електронно оборудване, 2011/65/EU Приложение II и Директива (ЕС) 2015/863 за неговото изменение

7. Данни за упълномощените представители на ЕС:
Име: THEMIS AR Unterstützung UG
Адрес: Beethavaase 54, в Дюсолдорф. (40468), Германия
Лице за контакт: Кристофър Джунс
Електронна поща: legal@themisar.com

Превод:
Медия Трейд
13.01.2024г.

МЕДИЯ ТРЕЙД СОФИЯ ЕООД

Име: Li Langiang
Управител на удостоверителен центЪР
Място и дата: DongGuan 2024-08-13

Edifier M60 Multimedia Speaker EU Declaration of Conformity

This document is the EU Declaration of Conformity for the Edifier M60 Multimedia Speaker, model EDF100074. It details compliance with Radio Equipment Directive 2014/53/EU and RoHS Directive, referencing relevant harmonized standards.

lang:en score:20 filesize: 590.89 K page_count: 2 document date: 2025-01-14

[pdf]

ssss docId 116FC4FA3120AB39B61DF18C7A0E3E82 Edifier M60 2 hangszórók Felhasználói kézikönyv EuronicsFigyelem! A képek csak illusztrációként szolgálnak és eltérhetnek a tényleges terméktől mellékelt USB csatlakozókábel audio streamingre szolgál használati útmutatóimages euronics hu product documents aGFzem7DoWxhdGkgw7p0bXV0YXTDsy5wZGY hasznalati utmutato g2h2bwbl v 1 |||

Edifier **M60** 2.0 hangszrk Felhasznli kziknyv EDIFIER ConneX alkalmazs Ezzel az alkalmazssal - A bemeneti zemmdok vltsa, - A lejtszs vezrlse, - Vlassza ki vagy lltsa be az equalizereket, - Firmware frissts, s mg sok ms EDIFIER ConneX alkalmazs Az EDIFIER ConneX alkalmazs letltse 1. Az okoseszkzvel o...

lang:no score:20 filesize: 1.19 M page_count: 15 document date: 2024-09-24



Statement of Compliance – UK PSTI 2023

1. Product type: Multimedia Speaker / EDF 100074 (M60) / Batch-All

2. Name and address of manufacturer: Edifier International Limited, P.O. Box 6284 General Post Office, Hong Kong

3. This declaration of compliance is prepared by the manufacturer of this product.

4. To the best of their knowledge, the manufacturer has complied with the deemed compliance conditions in Schedule 2:
UK Product Security and Telecommunications Infrastructure Act 2022
UK PSTI Regulations 2023 - Security Requirements for Relevant Connectable Products, Schedule 2

Passwords
- There are no default passwords used within the product.

Vulnerability Policy
- See https://www.edifier.com/uk/policy/security

Security Update Period
- See https://www.edifier.com/uk/policy/software_update

5. References to the relevant standards in relation to which conformity is declared:
ETSI EN 303 645 V2.1.1 (issued 2020-06) (provision 5.1-1, 5.1-2, 5.2-1, 5.3-13)

6. Defined support period for the product: 7 Years, 22 April, 2031

Signed for and on behalf of the manufacturer:

Place and date of issue: Place: Dongguan Date: 2024-11-06

Name: Li Langjiang

Function: Certification Center manager

Signature:

[Edifier EDF100074 Multimedia Speaker UK PSTI 2023 Compliance Statement]

Statement of Compliance for the Edifier EDF100074 Multimedia Speaker (M60) under the UK PSTI 2023 regulations, detailing product type, manufacturer information, and adherence to relevant security standards.

lang:en score:19 filesize: 79.61 K page_count: 1 document date: 2024-11-06



EDIFIER

CE

EU DECLARATION OF CONFORMITY

1. Model No., trademark:

Trademark	EDIFIER
Model Name	EDF 100074

2. Name and address of the manufacturer:

Name of the manufacturer:	Edifier International Limited
Address:	P.O. Box 6284 General Post Office, Hong Kong

3. This declaration of conformity is issued under the sole responsibility of the manufacturer.

4. Object of the declaration:

Product Name	Model Name	Sales Name
Multimedia Speaker	EDF 100074	M60

5. The object of the declaration described above is in conformity with the relevant Union harmonisation legislation directive and Other Union harmonisation legislation where applicable:

Radio Equipment Directive 2014/53/EU
RoHS Directive

6. References to the relevant harmonised standards or the common specifications used or references to the other technical specifications in relation to which conformity is declared:

Radio Equipment Directive	EN 62479:2010, EN 62368-1:2014+A11; EN 55032:2015+A11, EN 55035:2017+A11; EN 301489-1 V2.2.3:2019, EN 301489-17 V3.2.4:2020; EN 300328 V2.2.2:2019
RoHS Directive	Restriction of the Use of Certain Hazardous Substances in Electrical and Electronic Equipment, 2011/65/EU Annex II and its amendment Directive (EU) 2015/863

7. EU Authorized Representatives Details:
Name: THEMIS AR Unterstützung UG Contact Person: Christopher Jones
Address: Beethstrasse 54, in Düsseldorf, (40480) Deutschland E-mail: legal@themisar.com

Signature:
Printed name: Li Langjiang
Position: Certification Center manager
Place and date of issue: Dong Guan 2024-08-13

Edifier International Limited
P.O. Box 6284 General Post Office, Hong Kong
TEL: +852 2222 6868 FAX: +852 2222 1868 www.edifier.com

[EU Declaration of Conformity for Edifier M60 Multimedia Speaker]

Official EU Declaration of Conformity for the Edifier M60 multimedia speaker, model EDF100074, confirming compliance with Radio Equipment Directive and RoHS Directive.

lang:en score:19 filesize: 61.25 K page_count: 1 document date: 2025-01-06

Ръководство за употреба
Мултимедиен високоговорител
M60

1. Приложение EDIFIER ConneX
• Превключване на режимите на въвеждане,
• Контролна игра,
• Изберете или персонализирайте EQ,
• Надстройте фърмуера и
• Повече функции.

EDIFIER ConneX app

Изтеглете приложението EDIFIER ConneX
1. С вашето смарт устройство сканирайте QR кода в ръководството за бърз старт или на опаковката.
• Можете също да търсите „EDIFIER ConneX" в Apple App Store (iOS устройства) или Google Play (Android устройства).
2. Изтеглете и инсталирайте приложението.

Как да използвате това приложение
1. Свържете вашето смарт устройство с високоговорителя чрез Bluetooth.
2. В режим Bluetooth отворете приложението EDIFIER ConneX на вашето смарт устройство.
3. Докоснете менюто за настройки и контрол на възпроизвеждането.
Забележка: BLE връзката между вашето смарт устройство и високоговорителя остава активна дори ако високоговорителят е превключен на входни режими, различни от Bluetooth.

2. Какво има в кутията?

Пасивен говорител Активен говорител

1

[pdf]

359876079766 Ръководство за употреба Мултимедиенгykovodstvo m60 1753138687jarcomputers images custom docs rykovodstvo 1753138687 |||

M60 1. EDIFIER ConneX , , EQ, . EDIFIER ConneX 1. QR . ,,EDIFIER ConneX Apple App Store iOS Google Play Android . 2. . 1. Bluetooth. 2. Bluetooth EDIFIER ConneX . 3. . : BLE , Bluetooth. 2. 1 ...

lang:de score:18 filesize: 716.65 K page_count: 7 document date: 2025-01-15

Edifier M60
1. Aplicativo EDIFIER ConneX

Com este aplicativo, você pode
• Alternar modos de entrada,
• Controlar a reprodução,
• Selecionar ou personalizar EQs,
• Atualizar o firmware, e
• Mais funções.

EDIFIER ConneX app

Baixar o Aplicativo EDIFIER ConneX
1. Em seu dispositivo inteligente, digitalize o código QR no guia de início rápido ou na embalagem.
• Você também pode pesquisar por "EDIFIER ConneX" na Apple App Store (dispositivos iOS) ou Google Play (dispositivos Android).
2. Baixe e instale o aplicativo.

Como usar este aplicativo
1. Conecte seu dispositivo inteligente ao alto-falante via Bluetooth.
2. No modo Bluetooth, abra o aplicativo EDIFIER ConneX em seu dispositivo inteligente.
3. Toque no menu para acessar as configurações e controlar a reprodução.
Nota: A conexão BLE entre seu dispositivo inteligente e o alto-falante permanece ativa mesmo quando o alto-falante é alternado para um modo de entrada que não seja Bluetooth.

2. Conteúdo da caixa

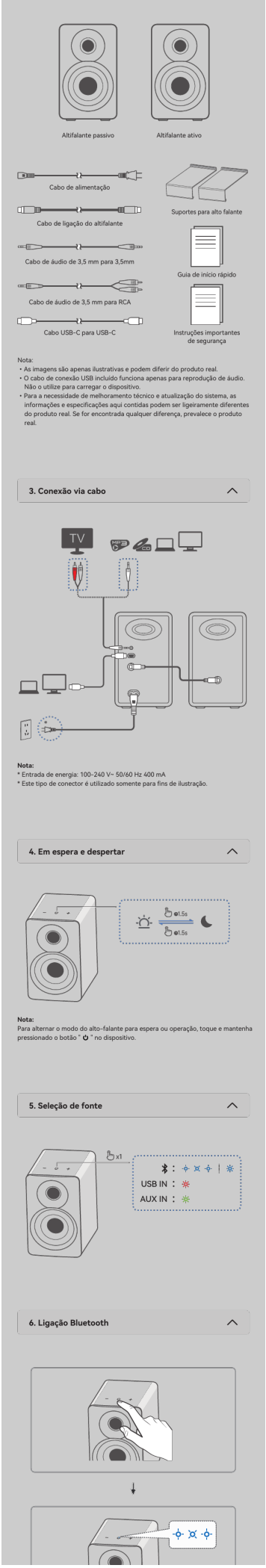

[Edifier M60 Speaker System User Manual and Setup Guide]

Comprehensive guide for setting up and using the Edifier M60 speaker system, including Bluetooth connectivity, USB audio, app control via EDIFIER ConneX, and troubleshooting.

lang:pt score:18 filesize: 331.07 K page_count: 1 document date: 0000-00-00

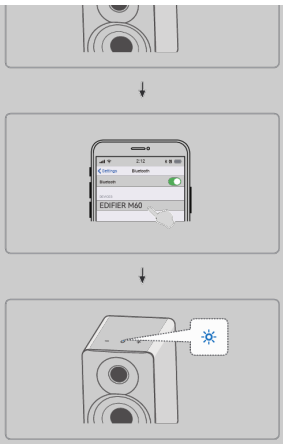

Nota:
- Se for necessário, o código PIN para ligação é "0000".
- Para desfrutar de todas as funções Bluetooth, certifique-se que o seu dispositivo de fonte áudio tem os perfis A2DP e AVRCP.
- Se não houver nenhum dispositivo conectado em 10 minutos, o alto-falante irá alternar para o modo de Bluetooth oculto. A contraluz do botão " ⏻ " piscará. Neste modo, (1) novos dispositivos não podem localizar o alto-falante, mas (2) em um dispositivo já existente no registro de pareamento deste alto-falante, você pode selecionar "EDIFIER M60" da sua lista de dispositivos Bluetooth para reconectar. Para sair do modo de Bluetooth oculto, toque no botão " ⏻ " do alto-falante.
- Para desconectar-se do dispositivo Bluetooth atual, toque e mantenha pressionados os botões " ⏻ " e "-" do alto-falante por 1,5 segundo.

7. Conexão USB

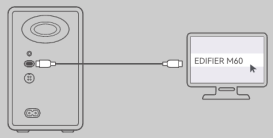

Nota:
Os seguintes sistemas operacionais são compatíveis com transmissão de áudio USB: Windows 11, Windows 10, Windows 8, e Windows 7.

8. Controle de reprodução

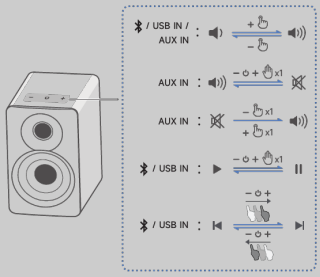

Nota:
Nos modos AUX e USB, a sincronização de volume não é um recurso suportado. É necessário ajustar o volume no dispositivo e no alto-falante separadamente.

9. Especificações

Potência de saída total (RMS): E/D (Agudos): 15 W+15 W
E/D (Médio alcance e graves): 18 W+18 W
Resposta de frequência: 58 Hz-40 kHz

Declaração para UE
Banda de Frequência: 2,402 GHz ~ 2,480 GHz
RF Potência de Saída: ≤10 dBm (EIRP)
Não existem restrições à utilização.

10. Resolução de problemas

Não é possível conectar a um dispositivo Bluetooth
- Certifique-se que a distância entre este produto e seu dispositivo Bluetooth seja menor que 10 metros e não haja nenhum obstáculo entre eles.
- Certifique-se que nenhum dispositivo está conectado a este produto através do Bluetooth.
- Certifique-se que este produto está no modo de pareamento de Bluetooth. Caso contrário, mude-o manualmente para esse modo.
- Reinicie este produto, habilite a função Bluetooth em seu dispositivo Bluetooth, depois tente novamente.

Sem energia
- Certifique-se que o cabo de energia está corretamente conectado.
- Certifique-se que a alimentação de energia não foi interrompida.

Sem som
- Certifique-se que este produto está ligado.
- Certifique-se que o produto e seu dispositivo estão corretamente conectados.
- Certifique-se que a reprodução não está pausada.
- Certifique-se que o produto e seu dispositivos não estão no mudo.
- Aumente o volume deste produto e do seu dispositivo.

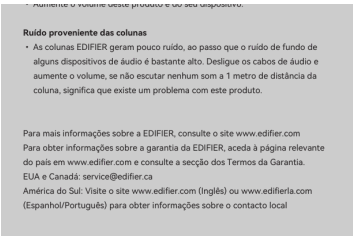

Ruído proveniente das colunas

- As colunas EDIFIER geram pouco ruído, ao passo que o ruído de fundo de alguns dispositivos de áudio é bastante alto. Desligue os cabos de áudio e aumente o volume, se não escutar nenhum som a 1 metro de distância da coluna, significa que existe um problema com este produto.

Para mais informações sobre a EDIFIER, consulte o site www.edifier.com
Para obter informações sobre a garantia da EDIFIER, aceda à página relevante do país em www.edifier.com e consulte a secção dos Termos da Garantia.
EUA e Canadá: service@edifier.ca
América do Sul: Visite o site www.edifier.com (Inglês) ou www.edifierla.com (Espanhol/Português) para obter informações sobre o contacto local

[pdf] Decleration of Conformity Accessories

Декларация за съответствие D Link M60 BGТонколони Edifier 2 66W Black Цена от 285 28 лв JAR ComputersДекларация съответс%Djarcomputers images custom docs BG 1744848866 |||

23 23 English DECLARATION OF CONFORMITY Hereby, D-Link Corporation declares that: **M60**, AX6000 Dual-Band Wi-Fi 6 Router Single pack AX6000 Dual-Band Wi-Fi 6 Mesh System Multi-pack **M60**,**M60**/CP,**M60**/ISP,**M60**/IDU,**M60**/EE,**M60**/QC Accessories/Component: Cables, Power Adapter is in compliance with the ess...

lang:en score:14 filesize: 292.39 K page_count: 2 document date: 2025-03-20

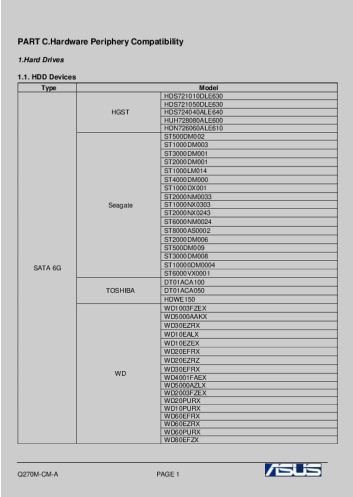

PART C.Hardware Periphery Compatibility

1.Hard Drives

1.1. HDD Devices

Type		Model
SATA 6G	HGST	HDS721010DLE630
		HDS721050DLE630
		HDS724040ALE640
		HUH728080ALE600
		HGN726060ALE610
	Seagate	ST500DM002
		ST1000DM003
		ST3000DM001
		ST2000DM001
		ST1000LM014
		ST4000DM000
		ST1000DM001
		ST2000NM0033
		ST1000NX0333
		ST2000NX0243
		ST6000NM0024
		ST8000AS0002
		ST2000DM006
		ST500DM009
		ST3000DM008
		ST1000DM0004
		ST6000VX0001
	TOSHIBA	DT01ACA100
		DT01ACA050
		HDWE150
	WD	WD1003FZEX
		WD5000AAKX
		WD30EZRX
		WD10EALX
		WD10EZEX
		WD20EFRX
		WD20EZRZ
		WD30EFRX
		WD4001FAEX
		WD5000AZLX
		WD2003FZEX
		WD20PURX
		WD10PURX
		WD60EFRX
		WD60EZRX
		WD60PURX
		WD80EFZX

Q270M-CM-A PAGE 1 ASUS

[pdf] Safety Datasheet

Vista Procedure QTC ASUSSpeaker Type Model Line out LOGITECH Z906 EDIFIER S5 1MKII R151T TRANSWIN T 200N USB 1 Edifier R10U Logitech S 150 3 Controller CardsQ270M CM A Devices report 20171109dlcdnets asus pub ASUS mb LGA1151 Q270M 20171109 model |||

PART C.Hardware Periphery Compatibility 1.Hard Drives 1.1. HDD Devices Type SATA 6G HGST Seagate ... C MAGNUM 256GB T3-USB 3.0-32GB Thunder 1-32GB SDCZ80-16GB-Z46 SDDDC-032G-G46 ADCZ88-128G-Z46 MARVEL-**M60**-64GB EXPRESS RC4-USB 3.0-64GB T132-USB 3.0-64GB JetFlash 780 USM32GQX-32G AUC350 HXS3 CONNECT 31...

lang:de score:14 filesize: 326.98 K page_count: 19 document date: 2017-11-09

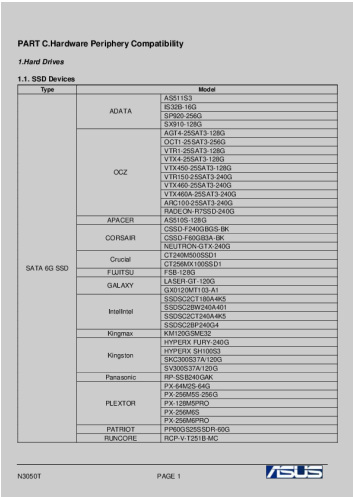

PART C.Hardware Periphery Compatibility

1.Hard Drives

1.1. SSD Devices

Type		Model
SATA 6G SSD	ADATA	AS511S3
		IS32B-16G
		SP920-256G
		SX910-128G
	OCZ	AGT4-25SAT3-128G
		OCT1-25SAT3-256G
		VTR1-25SAT3-128G
		VTX4-25SAT3-128G
		VTX450-25SATB-128G
		VTR150-25SAT3-240G
		VTX460-25SAT3-240G
		VTX460A-25SAT3-240G
		AIRC100-25SAT3-240G
		RADECON-RTSED-240G
	APACER	AS105-128G
	CORSAIR	CSSD-F240GBGS-BK
		CSSD-F60GB3A-BK
		NEUTRON-GTX-240G
	Crucial	CT240M500SSD1
		CT256MX100SSD1
	FUJITSU	FSB-128G
	GALAXY	LASER-GT-120G
		GX0120MTT03-A1
	Intel/Intel	SSDSC2CT180A4K5
		SSDSC2BW240A401
		SSDSC2CT240A4K5
		SSDSC2BP240G4
	Kingmax	KM120GSME32
	Kingston	HYPERX FURY-240G
		HYPERX SH100S3
		SKC300S37A/120G
		SV300S37A/120G
	Panasonic	RP-SSB240GNK
	PLEXTOR	PX-64M2S-64G
		PX-256M5S-256G
		PX-128M5PRO
		PX-256M6S
		PX-256M6PRO
	PATRIOT	PP60GS25SSDR-60G
	RUNCORE	RCP-V-T251B-MC

N3050T PAGE 1 ASUS

ASUS N3050T Hardware Periphery Compatibility List

A comprehensive compatibility list for hardware peripherals with the ASUS N3050T, detailing compatible SSDs, HDDs, USB storage devices, audio equipment, networking components, input devices, monitors, and more, including model numbers and brands.

lang:de score:13 filesize: 331.74 K page_count: 14 document date: 2016-01-21

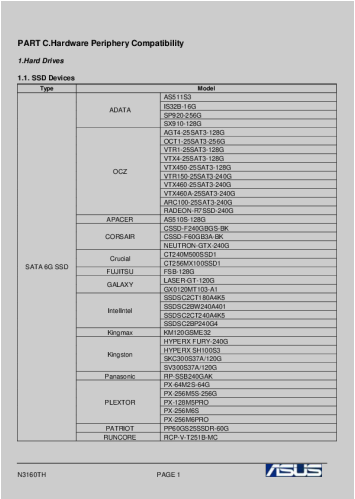

PART C.Hardware Periphery Compatibility

1.Hard Drives

1.1. SSD Devices

Type		Model
SATA 6G SSD	ADATA	AS511S3
		IS32B-16G
		SP920-256G
		SX910-128G
	OCZ	AGT4-25SAT3-128G
		OCT1-25SAT3-256G
		VTR1-25SAT3-128G
		VTX4-25SAT3-128G
		VTX450-25SAT3-128G
		VTR150-25SAT3-240G
		VTX460-25SAT3-240G
		VTX460A-25SAT3-240G
		ARC100-25SAT3-240G
		RADEON-R7SSD-240G
	APACER	AS510S-128G
	CORSAIR	CSSD-F240GB3GS-BK
		CSSD-F60GBGA-BK
		NEUTRON-GTX-240G
	Crucial	CT240M500SSD1
		CT256MX100SSD1
	FUJITSU	FSB-128G
	GALAXY	LASER-GT-120G
		GX0120MT103-A1
	Intel/Intel	SSDSC2CT180A4K5
		SSDSC2BW240A401
		SSDSC2CT240A4K5
		SSDSC2BP240G4
	Kingmax	KM120GSME32
	Kingston	HYPERX FURY-240G
		HYPERX SH100S3
		SKC300S37A/120G
		SV300S37A/120G
	Panasonic	RP-SSB240GAK
	PLEXTOR	PX-64M2S-64G
		PX-256M5S-256G
		PX-128M5PRO
		PX-256M6S
		PX-256M6PRO
	PATRIOT	PPN0GS2SSSOR-60G
	RUNCORE	RCP-V-T251B-MC

N3160TH PAGE 1

[ASUS N3160TH Hardware Periphery Compatibility List]

A comprehensive compatibility list for hardware peripherals with the ASUS N3160TH, covering SSDs, HDDs, USB storage devices, audio equipment, networking components, keyboards, mice, optical drives, and monitors.

lang:de score:13 filesize: 267.28 K page_count: 14 document date: 2017-07-18

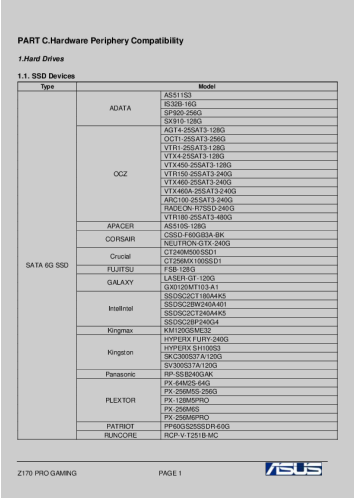

PART C.Hardware Periphery Compatibility

1.Hard Drives

1.1. SSD Devices

Type		Model
SATA 6G SSD	ADATA	AS511S3
		IS32B-16G
		SP920-256G
		SX910-128G
	OCZ	AGT4-25SAT3-128G
		OCT1-25SAT3-256G
		VTR1-25SAT3-128G
		VTX4-25SAT3-128G
		VTX450-25SAT3-128G
		VTR150-25SAT3-240G
		VTX460-25SAT3-240G
		VTX460A-25SAT3-240G
		ARC100-25SAT3-240G
		RADEON-R7SSD-240G
		VTR180-25SAT3-480G
	APACER	AS510S-128G
	CORSAIR	CSSD-F60GB3A-BK
		NEUTRON-GTX-240G
	Crucial	CT240M500SSD1
		CT256MX100SSD1
	FUJITSU	FSB-128G
	GALAXY	LASER-GT-120G
		GX0120MT103-A1
	Intel/Intel	SSDSC2CT180A4K5
		SSDSC2BW240A401
		SSDSC2CT240A4K5
		SSDSC2BP240G4
	Kingmax	KM120GSME32
	Kingston	HYPERX FURY-240G
		HYPERX SH100S3
		SKC300S37A/120G
		SV300S37A/120G
	Panasonic	RP-SSB240GAK
	PLEXTOR	PX-64M2S-64G
		PX-256M5S-256G
		PX-128M5PRO
		PX-256M6S
		PX-256M6PRO
	PATRIOT	PPN0GS2SSSOR-60G
	RUNCORE	RCP-V-T251B-MC

Z170 PRO GAMING PAGE 1

[ASUS Z170 PRO GAMING Motherboard Hardware Compatibility List]

A comprehensive compatibility list for the ASUS Z170 PRO GAMING motherboard, detailing supported hardware components including SSDs, HDDs, power supplies, graphics cards, audio devices, peripherals, and more.

lang:de score:12 filesize: 471.62 K page_count: 20 document date: 2016-12-20

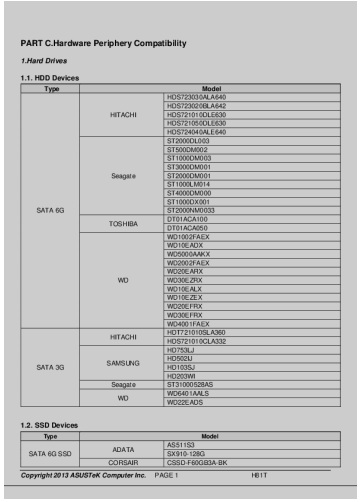

PART C.Hardware Periphery Compatibility

1.Hard Drives

1.1. HDD Devices

Type		Model
SATA 6G	HITACHI	HDS723030ALA640
		HDS723020BLA642
		HDS721010DLE630
		HDS721050DLE630
		HDS724040ALE640
	Seagate	ST2000DL003
		ST500DM002
		ST1000DM003
		ST3000DM001
		ST2000DM001
		ST1000LM014
		ST4000DM000
		ST1000DX001
		ST2000NM0033
	TOSHIBA	DT01ACA100
		DT01ACA050
	WD	WD1002FAEX
		WD10EADX
		WD5000AAKX
		WD2002FAEX
		WD20EARX
		WD30EZRX
		WD10EALX
		WD10EZEX
		WD20EFRX
		WD30EFRX
		WD4001FAEX
SATA 3G	HITACHI	HDT721010SLA360
		HDS721010CLA332
	SAMSUNG	HD753LJ
		HD502IJ
		HD103SJ
		HD203WI
	Seagate	ST31000528AS
	WD	WD6401AALS
		WD22EADS

1.2. SSD Devices

Type		Model
SATA 6G SSD	ADATA	AS511S3
		SX910-128G
	CORSAIR	CSSD-F60GB3A-BK

Copyright 2013 ASUSTeK Computer Inc. PAGE 1 H81T

[pdf] Safety Datasheet

Vista Procedure QTC ASUSTeK H81T Devices report dlcdnet asus pub ASUS mb LGA1150 SI PART C.Hardware Periphery Compatibility 1.Hard Drives 1.1. HDD Devices Type SATA 6G SATA 3G HITAC ... ndle KB-N8510 Model Wedge Touch Mouse MB112FE/B GX950 GX1000 STORM-SPAWN The Spirit SPAWN VENGEANCE **M60** VENGEANCE M90 MS111 P M8000X ECO600 HELLION G400 G700 M515 M905 Touchpad T650 T620 ARC TOUCH Wir...

lang:de score:10 filesize: 174.69 K page_count: 12 document date: 2013-11-25

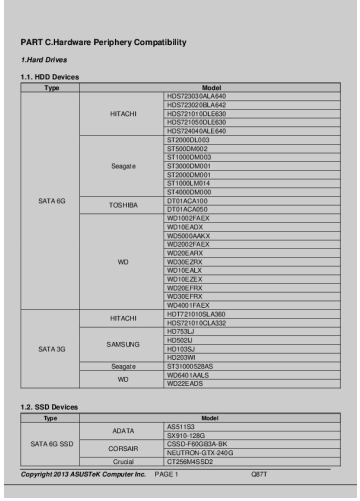

PART C.Hardware Periphery Compatibility

1.Hard Drives

1.1. HDD Devices

Type		Model
SATA 6G	HITACHI	HDS723030ALA640
		HDS723020BLA642
		HDS721010DLE630
		HDS721050DLE630
		HDS724040ALE640
	Seagate	ST2000DL003
		ST500DM002
		ST1000DM003
		ST3000DM001
		ST2000DM001
		ST1000LM014
		ST4000DM000
	TOSHIBA	DT01ACA100
		DT01ACA050
	WD	WD1002FAEX
		WD10EADX
		WD5000AAKX
		WD2002FAEX
		WD20EARX
		WD30EZRX
		WD10EALX
		WD10EZEX
		WD20EFRX
		WD30EFRX
		WD4001FAEX
SATA 3G	HITACHI	HDT721010SLA360
		HDS721010CLA332
	SAMSUNG	HD753LJ
		HD502IJ
		HD103SJ
		HD203WI
	Seagate	ST31000528AS
	WD	WD6401AALS
		WD22EADS

1.2. SSD Devices

Type		Model
SATA 6G SSD	ADATA	AS511S3
		SX910-128G
	CORSAIR	CSSD-F60GB3A-BK
		NEUTRON-GTX-240G
	Crucial	CT256M4SSD2

Copyright 2013 ASUSTeK Computer Inc. PAGE 1 Q87T

ASUS Q87T Motherboard Peripheral Compatibility List

Comprehensive compatibility guide for the ASUS Q87T motherboard, detailing supported hard drives, SSDs, USB devices, audio equipment, network cards, input devices, monitors, and more, including specific manufacturer models.

lang:de score:10 filesize: 147.73 K page_count: 12 document date: 2013-10-22

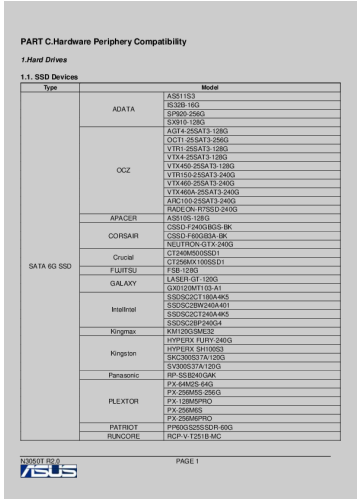

PART C.Hardware Periphery Compatibility

1.Hard Drives

1.1. SSD Devices

Type		Model
SATA 6G SSD	ADATA	AS511S3
		IS326-16G
		SP620-256G
		SX910-128G
	OCZ	AGT4-25SAT3-128G
		OCT1-25SAT3-256G
		VTR1-25SAT3-128G
		VTX4-25SAT3-128G
		VTX450-25SAT3-128G
		VTR150-25SAT3-240G
		VTX460-25SAT3-240G
		VTX460A-25SAT3-240G
		ARC100-25SAT3-240G
		RADEON-R7SSD-240G
	APACER	AS310S-128G
	CORSAIR	CSSD-F240GB3GS-BK
		CSSD-F60GB3A-BK
		NEUTRON-GTX-240G
	Crucial	CT240M500SSD1
		CT256MX100SSD1
	FUJITSU	FSB-128G
	GALAXY	LASER-GT-120G
		GX0120MT103-A1
	Intel/Intel	SSDSC2CT180A4K5
		SSDSC2BW240A401
		SSDSC2CT240A4K5
		SSDSC2BF240G4
	Kingmax	KM120GSME32
	Kingston	HYPERX FURY-240G
		HYPERX SH100S3
		SKC300S37A/120G
		SV300S37A/120G
	Panasonic	RP-SSB240GAK
	PLEXTOR	PX-64M2S-64G
		PX-256M5S-256G
		PX-128M5PRO
		PX-256M6S
		PX-256M6PRO
	PATRIOT	PPBGS2SSDR-60G
	RUNCORE	RCP-V-125/B-MC

N3050T R2.0 PAGE 1

ASUS N3050T R2.0 Hardware Periphery Compatibility List

A comprehensive compatibility list for hardware peripherals with the ASUS N3050T R2.0, including hard drives, USB storage devices, audio equipment, networking components, keyboards, mice, optical drives, monitors, and more.

lang:de score:10 filesize: 353.5 K page_count: 15 document date: 2016-06-08

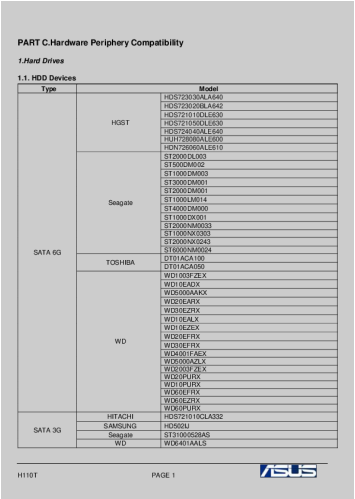

PART C.Hardware Periphery Compatibility

1.Hard Drives

1.1. HDD Devices

Type		Model
SATA 6G	HGST	HDS723030ALA640
		HDS723020BLA642
		HDS721010DLE630
		HDS721050DLE630
		HDS724040ALE640
		HUH728080ALE600
		HDN726060ALE610
	Seagate	ST2000DL003
		ST500DM002
		ST1000DM003
		ST3000DM001
		ST2000DM001
		ST1000LM014
		ST4000DM000
		ST1000DX001
		ST2000NM0033
		ST1000NX0333
		ST2000NX0243
		ST6000NM0024
	TOSHIBA	DT01ACA100
		DT01ACA050
	WD	WD1003FZEX
		WD10EADX
		WD5000AAKX
		WD20EARX
		WD30EZRX
		WD10EALX
		WD10EZEX
		WD20EFRX
		WD30EFRX
		WD4001FAEX
		WD5000AZLX
		WD2003FZEX
		WD20PURX
		WD10PURX
		WD50EFRX
		WD60EZRX
		WD60PURX
SATA 3G	HITACHI	HDS721010CLA332
	SAMSUNG	HD502IJ
	Seagate	ST31000528AS
	WD	WD6401AALS

H110T PAGE 1

[ASUS H110T Hardware Compatibility List]

A comprehensive list of compatible hardware devices for the ASUS H110T, including hard drives, SSDs, USB storage, audio devices, networking equipment, and more.

lang:de score:10 filesize: 341.38 K page_count: 14 document date: 2016-12-20

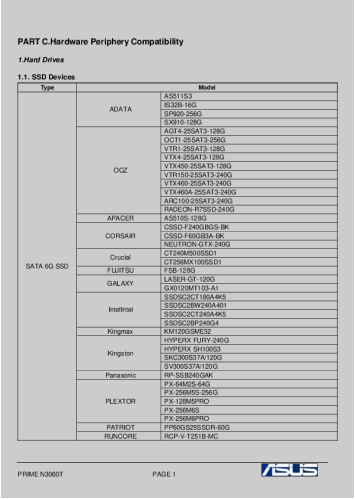

PART C.Hardware Periphery Compatibility

1.Hard Drives

1.1. SSD Devices

Type		Model
SATA 6G SSD	ADATA	AS811S3
		IS32B-16G
		SP920-256G
		SX910-128G
	OCZ	AGT4-25SAT3-128G
		OCTI-25SAT3-256G
		VTR1-25SAT3-128G
		VTX4-25SAT3-128G
		VTX460-25SAT3-128G
		VTR150-25SAT3-240G
		VTX460-25SAT3-240G
		VTX460A-25SAT3-240G
		ARC100-25SAT3-240G
		RACEON-R7SSD-240G
	APACER	AS0105-128G
	CORSAIR	CSSD-F240GBGS-BK
		CSSD-F60GBSA-BK
		NEUTRON-GTX-240G
	Crucial	CT240M500SSD1
		CT256MX100SSD1
	FUJITSU	FSB-128G
	GALAXY	LASER-GT-128G
		GX0120MT10-A1
	Intel/Intel	SSDSC2CT180A4K5
		SSDSC2BW240A401
		SSDSC2CT240A4K5
		SSDSC2BP240G4
	Kingmax	KM120GSMCS2
	Kingston	HYPERX FURY-240G
		HYPERX SH100S3
		SKC300S37A120G
		SV300S37A120G
	Panasonic	RP-SSB240GAK
	PLEXTOR	PX-64M2S-64G
		PX-256M5S-256G
		PX-128M5PRO
		PX-256M6S
		PX-256M6PRO
	PATRIOT	PPN0GS25SSDR-60G
	RUNCORE	RCP-V-T251B-MC

PRIME N3060T PAGE 1

[pdf] Safety Datasheet

Vista Procedure QTC ASUS Xiaomi pad 16G Nokia N1 32GB SAMSUNG SM G3818 2 8 3 Digital Camera Device 7 Web Cams Type Model USB 0 BlueLover M2200 Logitech C270 HD PRIME N3060T Devices report dlcdnets asus pub mb Intel CPU Onboard |||

PART C.Hardware Periphery Compatibility 1.Hard Drives 1.1. SSD Devices Type SATA 6G SSD ADATA OCZ ... 3.0-32GB i-Disk Rex101-32GB Thunder 1-32GB FLEXI-DRIVE EXTREME DUO SDCZ80-16GB-Z46 Blaze B10 MARVEL-**M60**-64GB SFD213-USB-64GB EXPRESS RC4-USB 3.0-64GB T132-USB 3.0-64GB JetFlash 780 USM16SA1-16GB Model...

lang:de score:10 filesize: 332.4 K page_count: 14 document date: 2017-06-29

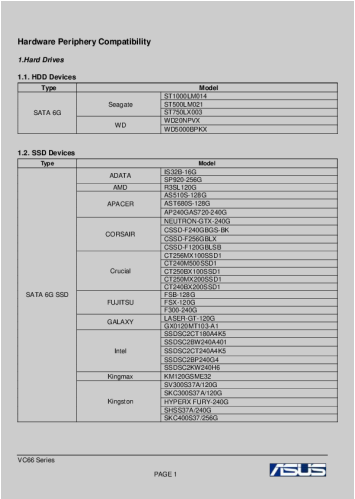

Hardware Periphery Compatibility

1.Hard Drives

1.1. HDD Devices

Type		Model
SATA 6G	Seagate	ST1000LM014
		ST500LM021
		ST750LX003
	WD	WD20NPVX
		WD5000BPKX

1.2. SSD Devices

Type		Model
SATA 6G SSD	ADATA	IS32B-16G
	AMD	R3SL120G
	APACER	AS0105-128G
		AS7680S-128G
		AP240GAS725-240G
	CORSAIR	NEUTRON-GTX-240G
		CSSD-F240GBGS-BK
		CSSD-F256GBLX
		CSSD-F120GBLSB
	Crucial	CT256MX100SSD1
		CT240M500SSD1
		CT250BX100SSD1
		CT250MX200SSD1
		CT240BX200SSD1
	FUJITSU	FSB-128G
		FSX-120G
		F300-240G
	GALAXY	LASER-GT-120G
		GX0120MT10-A1
	Intel	SSDSC2CT180A4K5
		SSDSC2BW240A401
		SSDSC2CT240A4K5
		SSDSC2BP240G4
		SSDSC2KW240H6
	Kingmax	KM120GSMCS2
	Kingston	SV300S37A120G
		SKC300S37A120G
		HYPERX FURY-240G
		SHS37A-240G
		SKC400S37-256G

VC66 Series PAGE 1

[ASUS VC66 Series Hardware Periphery Compatibility Report]

A comprehensive compatibility report for hardware peripherals with the ASUS VC66 Series, detailing compatible Hard Drives (HDD and SSD), USB Storage devices (Card Readers, External Enclosures, USB Hubs), Audio devices (Earphones, Microphones, Sound Adapters), Speaker, Ethernet devices, Wireless Networking devices, Fans and Heatsinks, Keyboards/Mice, Optical Drives, Printer Devices, TV Tuner & Video Capture Cards, Apple Devices, Android Devices, Digital Cameras, Bluetooth Adapters, Tablets, PC Game Controllers, Web Cams, Display Devices (Monitors, Projectors), and Modems.

lang:de score:10 filesize: 231.76 K page_count: 14 document date: 2017-06-08

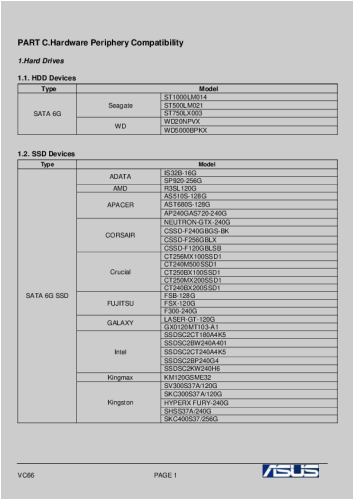

PART C.Hardware Periphery Compatibility

1.Hard Drives

1.1. HDD Devices

Type		Model
SATA 6G	Seagate	ST1000LM014
		ST500LM021
		ST750LX003
	WD	WD20NPVX
		WD5000BPKX

1.2. SSD Devices

Type		Model
SATA 6G SSD	ADATA	IS32B-16G
		SP920-256G
	AMD	R3SL120G
	APACER	AS510S-128G
		AS1680S-128G
		AP240GAS720-240G
	CORSAIR	NEUTRON-GTX-240G
		CSSD-F240GBGS-BK
		CSSD-F256GBLX
		CSSD-F120GBLSB
	Crucial	CT256MX100SSD1
		CT240M500SSD1
		CT256BX100SSD1
		CT256MX200SSD1
		CT240BX200SSD1
	FUJITSU	FSB-128G
		FSX-120G
		F300-240G
	GALAXY	LASER-GT-120G
	Intel	GX0120MT103-A1
		SSDSC2CT180A4K5
		SSDSC2BW240A401
		SSDSC2CT240A4K5
		SSDSC2BP240G4
		SSDSC2KW240H6
	Kingmax	KM120GSMEI32
	Kingston	SV300S37A/120G
		SKC300S37A/120G
		HYPERX FURY-240G
		SHSS37A/240G
		SKC400S37/256G

VC66 PAGE 1

[ASUS VC66 Hardware Periphery Compatibility List]

A comprehensive compatibility list for hardware peripherals, including storage devices, audio, networking, input devices, displays, and more, for the ASUS VC66 system. This document details compatible models for various component types.

lang:de score:10 filesize: 231.15 K page_count: 14 document date: 2017-01-16

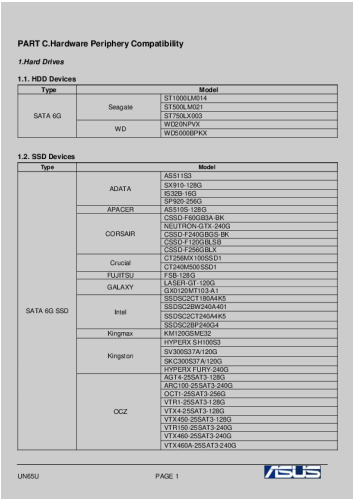

PART C.Hardware Periphery Compatibility

1.Hard Drives

1.1. HDD Devices

Type		Model
SATA 6G	Seagate	ST1000LM014
		ST500LM021
		ST750LX003
	WD	WD20NPVX
		WD5000BPKX

1.2. SSD Devices

Type		Model
SATA 6G SSD	ADATA	AS511S3
		SX910-128G
		IS32B-16G
		SP920-256G
	APACER	AS510S-128G
	CORSAIR	CSSD-F60GBDA-BK
		NEUTRON-GTX-240G
		CSSD-F240GBGS-BK
		CSSD-F120GBLSB
		CSSD-F256GBLX
	Crucial	CT256MX100SSD1
		CT240M500SSD1
	FUJITSU	FSB-128G
	GALAXY	LASER-GT-120G
		GX0120MT103-A1
	Intel	SSDSC2CT180A4K5
		SSDSC2BW240A401
		SSDSC2CT240A4K5
		SSDSC2BP240G4
	Kingmax	KM120GSMEI32
	Kingston	HYPERX SH100S3
		SV300S37A/120G
		SKC300S37A/120G
		HYPERX FURY-240G
	OCZ	AGT4-25SAT3-128G
		ARC100-25SAT3-240G
		OCT1-25SAT3-256G
		VTR1-25SAT3-128G
		VTX4-25SAT3-128G
		VTX450-25SAT3-128G
		VTR150-25SAT3-240G
		VTX460-25SAT3-240G
		VTX460A-25SAT3-240G

UN65U PAGE 1

[ASUS UN65U Hardware Peripherals Compatibility Report]

This document details the hardware peripheral compatibility for the ASUS UN65U, covering a wide range of devices including hard drives, SSDs, USB storage, audio devices, networking equipment, keyboards, mice, optical drives, printers, TV tuners, cameras, and monitors.

lang:de score:10 filesize: 231.59 K page_count: 14 document date: 2016-12-08



[Princeton Comprehensive Catalog Vol. 10 2025]

This catalog showcases a wide range of Princeton products, including computer peripherals, audio equipment, displays, and accessories. It highlights features such as ergonomic designs, high-resolution displays, advanced audio technologies, and durable construction, catering to various user needs from gaming to professional applications.

lang:tl score:10 filesize: 12.01 M page_count: 24 document date: 2025-04-17

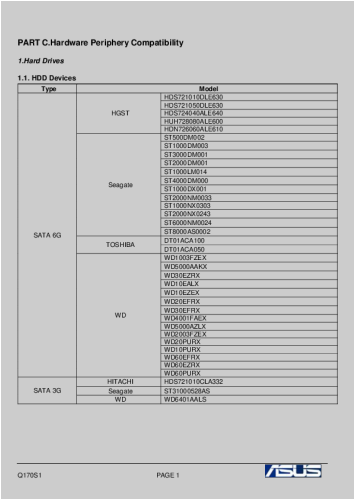

PART C.Hardware Periphery Compatibility

1.Hard Drives

1.1. HDD Devices

Type		Model
SATA 6G	HGST	HDS721010DLE630
		HDS721050DLE630
		HDS724040ALE640
		HUH728080ALE600
		HGN726060ALE610
	Seagate	ST500DM002
		ST1000DM003
		ST3000DM001
		ST2000DM001
		ST1000LM014
		ST4000DM000
		ST1000DX001
		ST2000NM0033
		ST1000NX0303
		ST2000NX0243
		ST6000NM0024
		ST8000AS0002
	TOSHIBA	DT01ACA100
		DT01ACA050
	WD	WD1003FZEX
		WD5000AAKX
		WD20EZRX
		WD10EALX
		WD10EZEX
		WD20EFRX
		WD30EFRX
		WD4001FAEX
		WD5000AZLX
		WD2003FZEX
		WD20PURX
		WD10PURX
		WD60EFRX
		WD60EZRX
		WD60PURX
SATA 3G	HITACHI	HDS721010CLA332
	Seagate	ST31000528AS
	WD	WD6401AALS

Q170S1 PAGE 1 ASUS

[ASUS Q170S1 Hardware Periphery Compatibility List]

A comprehensive compatibility list for ASUS Q170S1 motherboards, detailing compatible Hard Drives (HDD), Solid State Drives (SSD), USB Storage devices (Card Readers, External Enclosures, Flash Drives, Hubs), Audio devices (Earphones, Microphones, Sound Adapters, Speakers), Networking Cards, Hubs, Switches, Routers, Wireless Networking devices, Fans and Heatsinks, Keyboards, Mice, Keyboard+Mice Combos, Optical Drives, Multi-function Printer Devices, TV Tuner & Video Capture Cards, Other Input Devices (Apple, Android, Digital Cameras, Bluetooth Adapters, Tablets, PC Game Controllers, Web Cams), Display Devices (Monitors, Projectors), LVDS & eDP, Modems, TPMs, and Chassis.

lang:de score:10 filesize: 449.9 K page_count: 15 document date: 2016-12-20

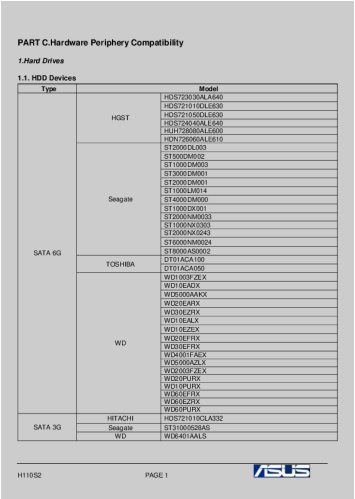

PART C.Hardware Periphery Compatibility

1.Hard Drives

1.1. HDD Devices

Type		Model
SATA 6G	HGST	HDS723030ALA640
		HDS721010DLE630
		HDS721050DLE630
		HDS724040ALE640
		HUH728080ALE600
		HGN726060ALE610
	Seagate	ST2000DL003
		ST500DM002
		ST1000DM003
		ST3000DM001
		ST2000DM001
		ST1000LM014
		ST4000DM000
		ST1000DX001
		ST2000NM0033
		ST1000NX0303
		ST2000NX0243
		ST6000NM0024
		ST8000AS0002
	TOSHIBA	DT01ACA100
		DT01ACA050
	WD	WD1003FZEX
		WD10EADX
		WD5000AAKX
		WD20EARX
		WD20EZRX
		WD10EALX
		WD10EZEX
		WD20EFRX
		WD30EFRX
		WD4001FAEX
		WD5000AZLX
		WD2003FZEX
		WD20PURX
		WD10PURX
		WD60EFRX
		WD60EZRX
		WD60PURX
SATA 3G	HITACHI	HDS721010CLA332
	Seagate	ST31000528AS
	WD	WD6401AALS

H110S2 PAGE 1 ASUS

[pdf] Safety Datasheet

Vista Procedure QTC H110S2 Devices report dlcdnets asus pub ASUS mb LGA1151

PART C.Hardware Periphery Compatibility 1.Hard Drives 1.1. HDD Devices Type SATA 6G SATA 3G HGST ... B i-Disk Rex101-32GB Thunder 1-32GB SDCZ80-16GB-Z46 SDDDC-032G-G46 ADCZ88-128G-Z46 Blaze B10 MARVEL-**M60**-64GB SFD213-USB-64GB EXPRESS RC4-USB 3.0-64GB T132-USB 3.0-64GB JetFlash 780 USM32GQX-32G USM16S...

lang:de score:10 filesize: 459.73 K page_count: 15 document date: 2016-12-20

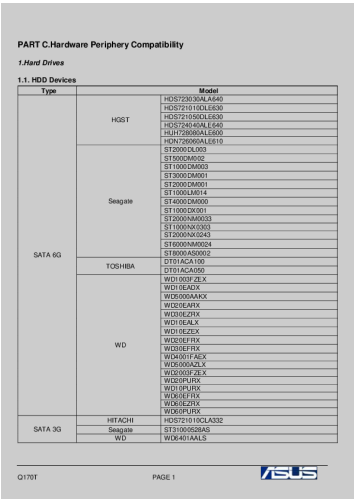

PART C.Hardware Periphery Compatibility

1.Hard Drives

1.1. HDD Devices

Type		Model
SATA 6G	HGST	HDS723030ALA640
		HDS721010DLE630
		HDS721050DLE630
		HDS724040ALE640
		HUH728080ALE600
		HGN726060ALE610
	Seagate	ST2000DL003
		ST500DM002
		ST1000DM003
		ST3000DM001
		ST2000DM001
		ST1000LM014
		ST4000DM000
		ST1000DX001
		ST2000NM0033
		ST1000NX0303
		ST2000NX0243
		ST6000NM0024
		ST8000AS0002
	TOSHIBA	DT01ACA100
		DT01ACA050
	WD	WD1003FZEX
		WD10EADX
		WD5000AAKX
		WD20EARX
		WD20EZRX
		WD10EALX
		WD10EZEX
		WD20EFRX
		WD30EFRX
		WD4001FAEX
		WD5000AZLX
		WD2003FZEX
		WD20PURX
		WD10PURX
		WD60EFRX
		WD60EZRX
		WD60PURX
SATA 3G	HITACHI	HDS721010CLA332
	Seagate	ST31000528AS
	WD	WD6401AALS

Q170T PAGE 1 ASUS

[pdf] Safety Datasheet

Vista Procedure QTC Q170T Devices report dlcdnets asus pub ASUS mb LGA1151

PART C.Hardware Periphery Compatibility 1.Hard Drives 1.1. HDD Devices Type SATA 6G SATA 3G HGST ... I i-Disk Rex101-32GB Thunder 1-32GB SDCZ80-16GB-Z46 SDDDC-032G-G46 ADCZ88-128G-Z46 Blaze B10 MARVEL-**M60**-64GB SFD213-USB-64GB EXPRESS RC4-USB 3.0-64GB T132-USB 3.0-64GB JetFlash 780 USM32GQX-32G USM16S...

lang:de score:10 filesize: 367.45 K page_count: 15 document date: 2016-12-20

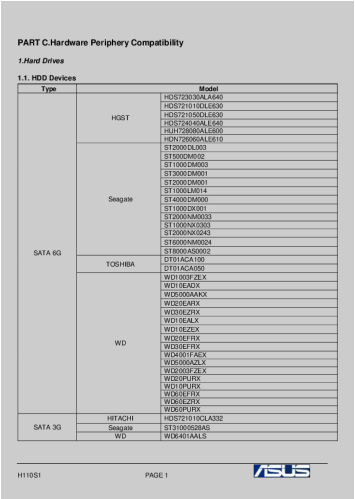

PART C.Hardware Periphery Compatibility

1.Hard Drives

1.1. HDD Devices

Type		Model
SATA 6G	HGST	HDS723030ALA640
		HDS721010DLE630
		HDS721050DLE630
		HDS724040ALE640
		HUH728080ALE600
		HDN726060ALE610
	Seagate	ST2000DL003
		ST500DM002
		ST1000DM003
		ST3000DM001
		ST2000DM001
		ST1000LM014
		ST4000DM000
		ST1000DK001
		ST2000NM0033
		ST1000NX0303
		ST2000NX0243
		ST6000NM0024
		ST8000AS0002
	TOSHIBA	DT01ACA100
		DT01ACA050
	WD	WD1003FZEX
		WD10EADX
		WD5000AAKX
		WD20EARX
		WD10EZRX
		WD10EALX
		WD10EZEX
		WD20EFRX
		WD30EFRX
		WD4001FAEX
		WD6000AZLX
		WD2003FZEX
		WD20PURX
		WD10PURX
		WD60EFRX
		WD60EZRX
		WD60PURX
SATA 3G	HITACHI	HDS721010CLA332
	Seagate	ST31000528AS
	WD	WD6401AALS

H110S1 PAGE 1 ASUS

ASUS H110S1 Peripheral Compatibility List

A comprehensive compatibility guide for hardware peripherals supported by the ASUS H110S1, detailing a wide range of storage devices, audio equipment, networking components, input devices, displays, and more, along with their respective manufacturers and model numbers.

lang:de score:10 filesize: 459.81 K page_count: 15 document date: 2016-12-20

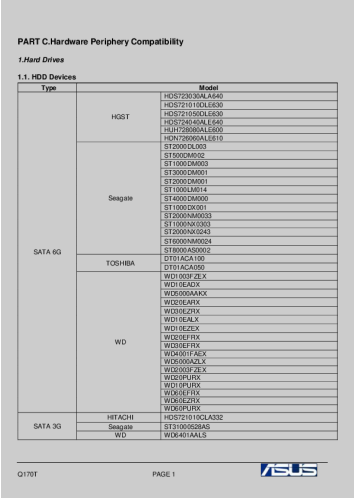

PART C.Hardware Periphery Compatibility

1.Hard Drives

1.1. HDD Devices

Type		Model
SATA 6G	HGST	HDS723030ALA640
		HDS721010DLE630
		HDS721050DLE630
		HDS724040ALE640
		HUH728080ALE600
		HDN726060ALE610
	Seagate	ST2000DL003
		ST500DM002
		ST1000DM003
		ST3000DM001
		ST2000DM001
		ST1000LM014
		ST4000DM000
		ST1000DK001
		ST2000NM0033
		ST1000NX0303
		ST2000NX0243
		ST6000NM0024
		ST8000AS0002
	TOSHIBA	DT01ACA100
		DT01ACA050
	WD	WD1003FZEX
		WD10EADX
		WD5000AAKX
		WD20EARX
		WD10EZRX
		WD10EALX
		WD10EZEX
		WD20EFRX
		WD30EFRX
		WD4001FAEX
		WD6000AZLX
		WD2003FZEX
		WD20PURX
		WD10PURX
		WD60EFRX
		WD60EZRX
		WD60PURX
SATA 3G	HITACHI	HDS721010CLA332
	Seagate	ST31000528AS
	WD	WD6401AALS

Q170T PAGE 1 ASUS

ASUS Hardware Peripherals Compatibility List

A comprehensive compatibility list for ASUS hardware peripherals, detailing compatibility across various device categories including storage, networking, audio, input devices, and more, with specific model numbers and brands.

lang:de score:9 filesize: 397.29 K page_count: 15 document date: 2016-05-10

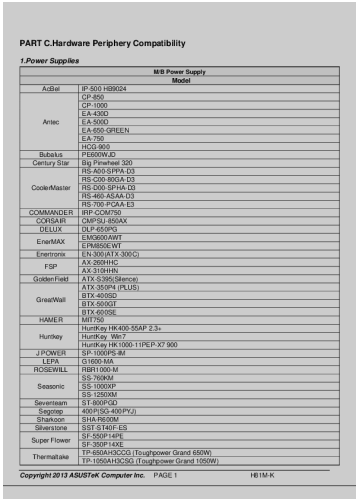

PART C.Hardware Periphery Compatibility

1.Power Supplies

M/B Power Supply	
	Model
AcBel	IP-500 HB9024
Antec	CP-850
	CP-1000
	EA-430D
	EA-500D
	EA-650-GREEN
	EA-750
	HCG-900
Bubalus	PE600WJD
Century Star	Big Pinwheel 320
CoolerMaster	RS-A00-SPPA-D3
	RS-C00-80GA-D3
	RS-D00-SPHA-D3
	RS-460-ASAA-D3
	RS-700-PCAA-E3
COMMANDER	IRP-COM750
CORSAIR	CMPSU-850AX
DELUX	DLP-650PQ
EnerMAX	EM9600AWT
	EPM850EWT
Enertronix	EN-300(ATX-300C)
FSP	AX-260HHC
	AX-319HHN
Golden Field	ATX-S395(Silence)
GreatWall	ATX-350P4 (PLUS)
	BTX-400SD
	BTX-500GT
	BTX-600SE
HAMER	MIT750
Huntkey	HuntKey HK400-55AP 2.3+
	HuntKey Wir.?
	HuntKey HK 1000-11PEP-X7 900
J POWER	SP-1000PS-IM
LEPA	G1600-MK
ROSEWILL	RBR1000-M
Seasonic	SS-760KM
	SS-1000XP
	SS-1250XM
Seventeam	ST-800PSD
Segotep	400P(SQ-400PYJ)
Shahkoon	SHA-R600M
Silverstone	SST-S1400F-ES
Super Flower	SF-550P14PE
	SF-350P14XE
Thermaltake	TP-650AH3CCG (Toughpower Grand 650W)
	TP-1050AH3QSG (Toughpower Grand 1050W)

Copyright 2013 ASUSTeK Computer Inc. PAGE 1 H81M-K

[pdf]

Vista Procedure QTC ASUSTeK H81M K Devices Report 0925 dlcdnet asus 80 pub ASUS mb LGA1150 PART C.Hardware Periphery Compatibility 1.Power Supplies AcBel Antec Bubalus Century Star CoolerMa ... h Mouse H33-Optical mouse Wheel Mouse MB112FE/B GX950 GX1000 STORM-SPAWN The Spirit SPAWN VENGEANCE **M60** VENGEANCE M90 MS111 P M8000X ECO600 HELLION G400 G700 M515 M905 Copyright 2013 ASUSTeK Computer...

lang:en score:9 filesize: 184.81 K page_count: 17 document date: 2013-09-23

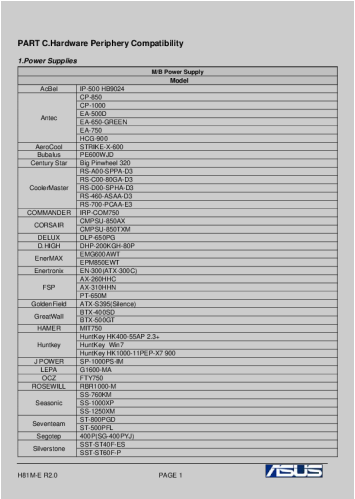

PART C.Hardware Periphery Compatibility

1.Power Supplies

M/B Power Supply	
Model	
AcBel	IP-500 HB9024
Antec	CP-850
	CP-1000
	EA-500D
	EA-650 GREEN
	EA-750
	HCG-900
AeroCool	STRIKE-X-600
Bubalus	PE600WJD
Century Star	Big Pinwheel 320
CoolerMaster	RS-A00-SPPA-D3
	RS-C00-80GA-D3
	RS-D00-SPHA-D3
	RS-460-ASAA-D3
	RS-700-PCAA-E3
COMMANDER	IRP-COM750
CORSAIR	CMPSU-850AX
	CMPSU-850TXM
DELUX	DLP-650PG
D.HIGH	DHP-200KGH-80P
EnerMAX	EMG600AWT
	EPM850EWT
Enertronix	EN-300(ATX-300C)
FSP	AX-269HHC
	AX-319HHN
	PT-650M
Golden Field	ATX-S395(Silence)
GreatWall	BTX-400SD
	BTX-500GT
HAMER	MIT750
Huntkey	HuntKey HK400-55AP 2.3+
	HuntKey Win 7
	HuntKey HK1000-11PEP-X7 900
J POWER	SP-1000PS-IM
LEPA	G1600-MA
OCZ	FTY750
ROSEWILL	RBR1000-M
Seasonic	SS-760KM
	SS-1000XP
	SS-1250XM
Seventeam	ST-500PFL
Segotep	400P(SG-400PY-J)
Silverstone	SST-ST40F-ES
	SST-ST60F-P

H81M-E R2.0 PAGE 1

ASUS H81M-E R2.0 Device Compatibility Report

This document details the compatibility of various hardware components with the ASUS H81M-E R2.0 motherboard, including power supplies, hard drives, SSDs, peripherals, audio devices, graphic cards, networking cards, and more.

lang:en score:9 filesize: 160.01 K page_count: 17 document date: 2014-09-17

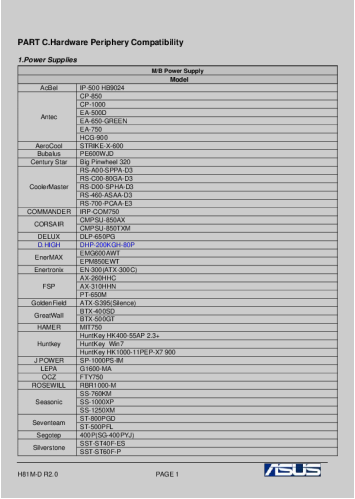

PART C.Hardware Periphery Compatibility

1.Power Supplies

M/B Power Supply	
Model	
AcBel	IP-500 HB9024
Antec	CP-850
	CP-1000
	EA-500D
	EA-650 GREEN
	EA-750
	HCG-900
AeroCool	STRIKE-X-600
Bubalus	PE600WJD
Century Star	Big Pinwheel 320
CoolerMaster	RS-A00-SPPA-D3
	RS-C00-80GA-D3
	RS-D00-SPHA-D3
	RS-460-ASAA-D3
	RS-700-PCAA-E3
COMMANDER	IRP-COM750
CORSAIR	CMPSU-850AX
	CMPSU-850TXM
DELUX	DLP-650PG
D.HIGH	DHP-200KGH-80P
EnerMAX	EMG600AWT
	EPM850EWT
Enertronix	EN-300(ATX-300C)
FSP	AX-269HHC
	AX-319HHN
	PT-650M
Golden Field	ATX-S395(Silence)
GreatWall	BTX-400SD
	BTX-500GT
HAMER	MIT750
Huntkey	HuntKey HK400-55AP 2.3+
	HuntKey Win 7
	HuntKey HK1000-11PEP-X7 900
J POWER	SP-1000PS-IM
LEPA	G1600-MA
OCZ	FTY750
ROSEWILL	RBR1000-M
Seasonic	SS-760KM
	SS-1000XP
	SS-1250XM
Seventeam	ST-500PFL
Segotep	400P(SG-400PY-J)
Silverstone	SST-ST40F-ES
	SST-ST60F-P

H81M-D R2.0 PAGE 1

ASUS H81M-D R2.0 Hardware Compatibility Report

This document details the hardware compatibility for the ASUS H81M-D R2.0 motherboard, listing compatible power supplies, hard drives, SSDs, peripherals, audio devices, controller cards, networking devices, fans, heatsinks, keyboards, mice, optical drives, printers, TV cards, Apple devices, Android devices, digital cameras, Bluetooth adapters, tablets, game controllers, webcams, floppy drives, monitors, UPS, and modems.

lang:en score:9 filesize: 158.72 K page_count: 17 document date: 2014-09-17

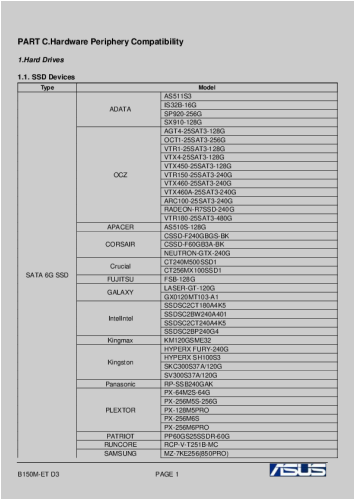

PART C.Hardware Periphery Compatibility

1.Hard Drives

1.1. SSD Devices

Type	Model	
SATA 6G SSD	ADATA	AS511S3
		IS32B-16G
		SP920-256G
		SX910-128G
	OCZ	AGT4-25SAT3-128G
		OCT1-25SAT3-256G
		VTR1-25SAT3-128G
		VTX4-25SAT3-128G
		VTX450-25SAT3-128G
		VTR150-25SAT3-240G
		VTX460-25SAT3-240G
		VTX460A-25SAT3-240G
		ARC100-25SAT3-240G
		RADEON-R7SSD-240G
		VTR180-25SAT3-480G
	APACER	AS510S-128G
	CORSAIR	CSSD-F240GBGS-BK
		CSSD-F60GBGA-BK
		NEUTRON-GTX-240G
	Crucial	CT240M500SSD1
		CT256MX100SSD1
	FUJITSU	FSB-128G
	GALAXY	LASER-GT-120G
		GXH120MT103-A-1
	Intel/Intel	SSDSC2CT180M4K5
		SSDSC2BW240A401
		SSDSC2CT240M4K5
		SSDSC2BP240G4
	Kingmax	KM120GSME32
	Kingston	HYPERX FURY-240G
		HYPERX SH100S3
		SKC300S37A120G
		SV300S37A120G
	Panasonic	RP-SSB240GAK
	PLEXTOR	PX-64M2S-64G
		PX-256M5S-256G
		PX-128M5PRO
		PX-256M5
		PX-256M6PRO
	PATRIOT	PPH0S25S3DR-60G
	RUNCORE	RCP-V-T251B-MC
	SAMSUNG	MZ-7KE256(850PRO)

B150M-ET D3 PAGE 1

ASUS B150M-ET D3 Device Compatibility Report

A comprehensive compatibility report for the ASUS B150M-ET D3 motherboard, detailing compatible hardware components including SSDs, HDDs, power supplies, peripherals, audio devices, sound cards, graphics cards, networking devices, fans, heatsinks, keyboards, mice, optical drives, printers, TV tuners, and monitors.

lang:af score:9 filesize: 446.21 K page_count: 17 document date: 2015-08-25

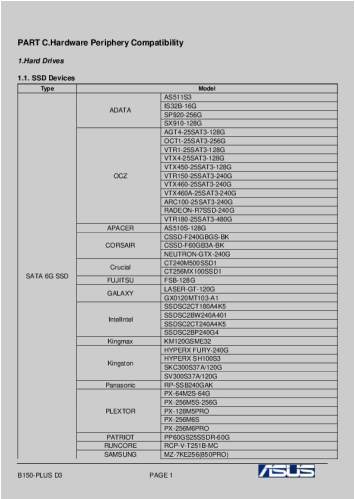

PART C.Hardware Periphery Compatibility

1.Hard Drives

1.1. SSD Devices

Type		Model
SATA 6G SSD	ADATA	AS511S3
		IS32B-16G
		SP920-256G
		SX910-128G
	OCZ	AGT4-25SAT3-128G
		OCTI-25SAT3-256G
		VTR1-25SAT3-128G
		VTX4-25SAT3-128G
		VTX450-25SAT3-128G
		VTR150-25SAT3-240G
		VTX460-25SAT3-240G
		VTX460A-25SAT3-240G
		ARC100-25SAT3-240G
		RADEON-R7SSD-240G
		VTR180-25SAT3-480G
	APACER	AS510S-128G
	CORSAIR	CSSD-F240GBGS-BK
		CSSD-F60GB3A-BK
		NEUTRON-GTX-240G
	Crucial	CT240M500SSD1
		CT256MX100SSD1
	FUJITSU	FSB-128G
	GALAXY	LASER-GT-128G
		GX0120MT103-A1
	Intel/Intel	SSDSC2CT180A4K5
		SSDSC2BW240A401
		SSDSC2CT240A4K5
		SSDSC2BP240G4
	Kingmax	KM120GME32
	Kingston	HYPERX FURY-240G
		HYPERX SH100S3
		SKC300S37A/120G
		SV300S37A/120G
	Panasonic	RP-SSB240GAK
	PLEXTOR	PX-64M2S-64G
		PX-256M5S-256G
		PX-128M5PRO
		PX-256M6S
		PX-256M6PRO
	PATRIOT	PP60GS25SSDR-60G
	RUNCORE	RCP-V-T251B-MC
	SAMSUNG	MZ-7KE256B5(PRO)

B150-PLUS D3 PAGE 1

ASUS B150-PLUS D3 Hardware Periphery Compatibility List

Comprehensive compatibility list for the ASUS B150-PLUS D3 motherboard, detailing supported hardware peripherals including SSDs, HDDs, power supplies, audio devices, graphics cards, networking components, and more.

lang:af score:9 filesize: 465.1 K page_count: 18 document date: 2015-08-21

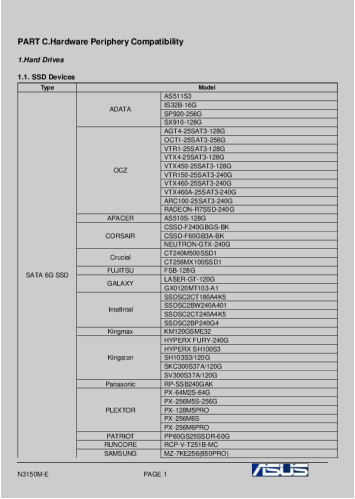

PART C.Hardware Periphery Compatibility

1.Hard Drives

1.1. SSD Devices

Type		Model
SATA 6G SSD	ADATA	AS511S3
		IS32B-16G
		SP920-256G
		SX910-128G
	OCZ	AGT4-25SAT3-128G
		OCTI-25SAT3-256G
		VTR1-25SAT3-128G
		VTX4-25SAT3-128G
		VTX450-25SAT3-128G
		VTR150-25SAT3-240G
		VTX460-25SAT3-240G
		VTX460A-25SAT3-240G
		ARC100-25SAT3-240G
		RADEON-R7SSD-240G
	APACER	AS510S-128G
	CORSAIR	CSSD-F240GBGS-BK
		CSSD-F60GB3A-BK
		NEUTRON-GTX-240G
	Crucial	CT240M500SSD1
		CT256MX100SSD1
	FUJITSU	FSB-128G
	GALAXY	LASER-GT-128G
		GX0120MT103-A1
	Intel/Intel	SSDSC2CT180A4K5
		SSDSC2BW240A401
		SSDSC2CT240A4K5
		SSDSC2BP240G4
	Kingmax	KM120GME32
	Kingston	HYPERX FURY-240G
		HYPERX SH100S3
		SH103S3/120G
		SKC300S37A/120G
		SV300S37A/120G
	Panasonic	RP-SSB240GAK
	PLEXTOR	PX-64M2S-64G
		PX-256M5S-256G
		PX-128M5PRO
		PX-256M6S
		PX-256M6PRO
	PATRIOT	PP60GS25SSDR-60G
	RUNCORE	RCP-V-T251B-MC
	SAMSUNG	MZ-7KE256B5(PRO)

N3150M-E PAGE 1

ASUS N3150M-E Hardware Compatibility List

A comprehensive compatibility list for ASUS N3150M-E, detailing compatible SSDs, HDDs, power supplies, USB devices, audio equipment, graphics cards, networking devices, input peripherals, storage drives, monitors, UPS, and modems from various manufacturers.

lang:de score:9 filesize: 457.92 K page_count: 17 document date: 2015-06-11

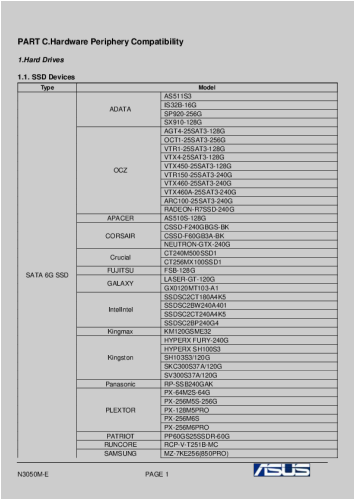

PART C.Hardware Periphery Compatibility

1.Hard Drives

1.1. SSD Devices

Type		Model
SATA 6G SSD	ADATA	AS511S3
		IS32B-16G
		SP920-256G
		SX910-128G
	OCZ	AGT4-25SAT3-128G
		OCTI-25SAT3-256G
		VTR1-25SAT3-128G
		VTX4-25SAT3-128G
		VTX450-25SAT3-128G
		VTR150-25SAT3-240G
		VTX460-25SAT3-240G
		VTX460A-25SAT3-240G
		ARC100-25SAT3-240G
		RADEON-R7SSD-240G
	APACER	AS510S-128G
	CORSAIR	CSSD-F240GBGS-BK
		CSSD-F60GB3A-BK
		NEUTRON-GTX-240G
	Crucial	CT240M500SSD1
		CT256MX100SSD1
	FUJITSU	FSB-128G
	GALAXY	LASER-GT-128G
		GX0120MT103-A1
	Intel/Intel	SSDSC2CT180A4K5
		SSDSC2BW240A401
		SSDSC2CT240A4K5
		SSDSC2BP240G4
	Kingmax	KM120GME32
	Kingston	HYPERX FURY-240G
		HYPERX SH100S3
		SH103S3/120G
		SKC300S37A/120G
		SV300S37A/120G
	Panasonic	RP-SSB240GAK
	PLEXTOR	PX-64M2S-64G
		PX-256M5S-256G
		PX-128M5PRO
		PX-256M6S
		PX-256M6PRO
	PATRIOT	PP60GS25SSDR-60G
	RUNCORE	RCP-V-T251B-MC
	SAMSUNG	MZ-7KE256B5(PRO)

N3050M-E PAGE 1

ASUS Hardware Periphery Compatibility List

A comprehensive compatibility list for ASUS hardware peripherals, including SSDs, HDDs, power supplies, audio devices, controller cards, networking equipment, fans, keyboards, mice, optical drives, monitors, UPS, and modems.

lang:de score:9 filesize: 457.8 K page_count: 17 document date: 2015-06-11

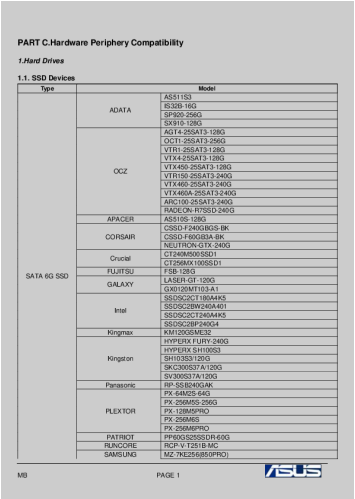

PART C.Hardware Periphery Compatibility

1.Hard Drives

1.1. SSD Devices

Type		Model
SATA 6G SSD	ADATA	AS511S3
		IS32B-16G
		SP920-256G
		SX910-128G
	OCZ	AGT4-25SAT3-128G
		OCT1-25SAT3-256G
		VTR1-25SAT3-128G
		VTX4-25SAT3-128G
		VTX450-25SAT3-128G
		VTR150-25SAT3-240G
		VTX460-25SAT3-240G
		VTX460A-25SAT3-240G
		ARC100-25SAT3-240G
		RADEON-R7SSD-240G
	APACER	AS510S-128G
	CORSAIR	CSSD-F240GBGS-BK
		CSSD-F60GBGB-BK
		NEUTRON-GTX-240G
	Crucial	CT240M500SSD1
		CT256MX100SSD1
	FUJITSU	FSB-128G
	GALAXY	LASER-GT-120G
		GX0120MT103-A1
	Intel	SSDSC2CT180A4K5
		SSDSC2BW240A401
		SSDSC2CT240A4K5
		SSDSC2BP240G4
	Kingmax	KM120GSME32
	Kingston	HYPERX FURY-240G
		HYPERX SH100S3
		SH103S3120G
		SKC300S37A/120G
		SV300S37A/120G
	Panasonic	RP-SSB240GAK
	PLEXTOR	PX-64M2S-64G
		PX-256M5S-256G
		PX-128M5PRO
		PX-256M6S
		PX-256M6PRO
	PATRIOT	PP60GS25SSDR-60G
	RUNCORE	RCP-V-T251B-MC
	SAMSUNG	MZ-7KE256B5(0PRO)

MB PAGE 1

[ASUS Hardware Compatibility List]

A comprehensive list of compatible hardware devices for ASUS products, including storage, power supplies, peripherals, audio devices, graphics cards, networking equipment, and more.

lang:de score:9 filesize: 411.34 K page_count: 18 document date: 2015-05-11

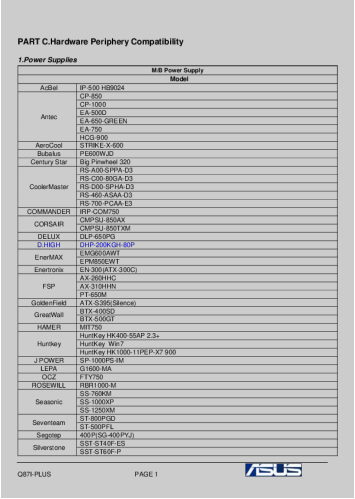

PART C.Hardware Periphery Compatibility

1.Power Supplies

M/B Power Supply Model	
AcBel	IP-S00 HB9024
Antec	CP-850
	CP-1000
	EA-500D
	EA-650 GREEN
	EA-750
	HCG-900
AeroCool	STRIKE-X-600
Bubalus	PE600WJD
Century Star	Big Pinwheel 320
CoolerMaster	RS-A00-SPPA-D3
	RS-C00-850A-D3
	RS-D00-SPHA-D3
	RS-460-ASAA-D3
	RS-700-PCAA-E3
COMMANDER	IRP-COM750
CORSAIR	CMPSU-850AX
	CMPSU-850TXM
DELUX	DLP-650PG
D.HIGH	DHP-200KGH-80P
EnerMAX	EMG600AWT
	EPM850EWT
Enertronix	EN-300(ATX-300C)
FSP	AX-269HHG
	AX-319HHN
	PT-650M
GoldenField	ATX-S295(Silence)
GreatWall	BTX-400SD
	BTX-500GT
HAMER	MIT750
Huntkey	HuntKey HK400-55AP 2.3+
	HuntKey Win 7
	HuntKey HK1000-11PEP-X7 900
J POWER	SP-1000PS-IM
LEPA	G1600-MA
OCZ	FTY750
ROSEWILL	RBR1000-M
Seasonic	SS-760KM
	SS-1000XP
	SS-1250XM
Seventeam	ST-800PSD
	ST-500PFL
Segotep	400(PS0-400PYJ)
Silverstone	SST-ST40F-ES
	SST-ST60F-P

Q87I-PLUS PAGE 1

[ASUS Q87I-PLUS Hardware Periphery Compatibility Report]

A comprehensive compatibility report for the ASUS Q87I-PLUS motherboard, detailing compatible power supplies, hard drives, SSDs, peripherals, audio devices, graphics cards, networking equipment, and more.

lang:en score:9 filesize: 355.98 K page_count: 17 document date: 2015-09-18

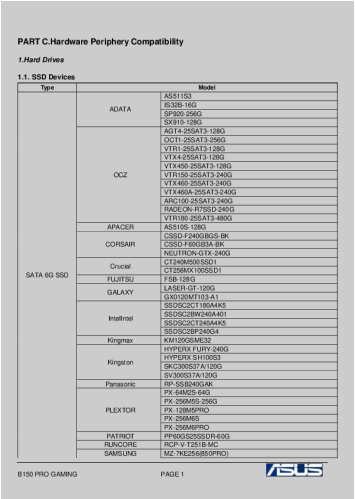

PART C.Hardware Periphery Compatibility

1.Hard Drives

1.1. SSD Devices

Type		Model
SATA 6G SSD	ADATA	AS511S3
		IS32B-16G
		SP920-256G
		SX910-128G
	OCZ	AGT4-25SAT3-128G
		OCT1-25SAT3-256G
		VTR1-25SAT3-128G
		VTX4-25SAT3-128G
		VTX450-25SAT3-128G
		VTR150-25SAT3-240G
		VTX460-25SAT3-240G
		VTX460A-25SAT3-240G
		ARC100-25SAT3-240G
		RADEON-R7SSD-240G
		VTR180-25SAT3-480G
	APACER	AS510S-128G
	CORSAIR	CSSD-F240GBGS-BK
		CSSD-F60GBGB-BK
		NEUTRON-GTX-240G
	Crucial	CT240M500SSD1
		CT256MX100SSD1
	FUJITSU	FSB-128G
	GALAXY	LASER-GT-120G
		GX0120MT103-A1
	IntelIntel	SSDSC2CT180A4K5
		SSDSC2BW240A401
		SSDSC2CT240A4K5
		SSDSC2BP240G4
	Kingmax	KM120GSME32
	Kingston	HYPERX FURY-240G
		HYPERX SH100S3
		SKC300S37A/120G
		SV300S37A/120G
	Panasonic	RP-SSB240GAK
	PLEXTOR	PX-64M2S-64G
		PX-256M5S-256G
		PX-128M5PRO
		PX-256M6S
		PX-256M6PRO
	PATRIOT	PP60GS25SSDR-60G
	RUNCORE	RCP-V-T251B-MC
	SAMSUNG	MZ-7KE256(850PRO)

B150 PRO GAMING PAGE 1

[pdf] Safety Datasheet

Vista Procedure QTC Type SATA 6G SSD ADATA OCZ APACER CORSAIR Crucial FUJITSU GALAXY IntelIntel Kingmax Kingston Panasonic PLEXTOR PATRIOT RUNCORE SAMSUNG B150 PRO GAMING D3 Devices report dlcdnet asus pub ASUS mb LGA1151 80

PART C.Hardware Periphery Compatibility 1.Hard Drives 1.1. SSD Devices Type SATA 6G SSD ADATA OCZ ... 3.0-32GB i-Disk Rex101-32GB Thunder 1-32GB FLEXI-DRIVE EXTREME DUO SDCZ80-16GB-Z46 Blaze B10 MARVEL-**M60**-64GB SFD213-USB-64GB EXPRESS RC4-USB 3.0-64GB T132-USB 3.0-64GB JetFlash 780 USM16SA1-16GB Model...

lang:de score:9 filesize: 457.28 K page_count: 18 document date: 2015-08-17

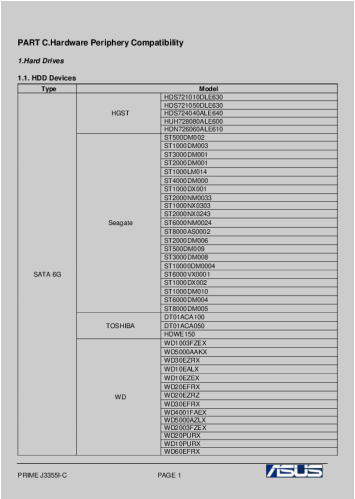

PART C.Hardware Periphery Compatibility

1.Hard Drives

1.1. HDD Devices

Type		Model
SATA 6G	HGST	HDS721010DLE630
		HDS721050DLE630
		HDS724040ALE640
		HUH728080ALE600
		HGST HDN726060ALE610
	Seagate	ST500DM002
		ST1000DM003
		ST3000DM001
		ST2000DM001
		ST1000LM014
		ST4000DM000
		ST1000DX001
		ST2000NM0033
		ST1000NX0303
		ST2000NX0243
		ST6000NM0024
		ST8000AS0002
		ST2000DM006
		ST500DM009
		ST3000DM008
		ST1000DM0004
		ST6000VX0001
		ST1000DX002
		ST1000DM010
		ST6000DM004
		ST8000DM005
	TOSHIBA	DT01ACA100
		DT01ACA050
		HDWE150
	WD	WD1003FZEX
		WD5000AAKX
		WD30EZRX
		WD10EALX
		WD10EZEX
		WD20EFRX
		WD20EZRZ
		WD30EFRX
		WD4001FAEX
		WD5000AZLX
		WD2003FZEX
		WD20PURX
		WD10PURX
		WD60EFRX

PRIME J3355I-C PAGE 1

[ASUS PRIME J3355I-C Hardware Periphery Compatibility List]

A comprehensive compatibility list for the ASUS PRIME J3355I-C motherboard, detailing supported Hard Drives (HDD/SSD), Power Supplies, USB Storage devices, Audio devices, Graphic Cards, Controller Cards, Ethernet devices, Wireless Networking devices, Fans and Heatsinks, Keyboards/mice, Optical Drives, Multi-function printer Devices, TV Tuner & Video Capture Cards, Input Devices (Apple, Android, Digital Cameras, Bluetooth Adapters, Tablets, Game Controllers, Web Cams), Display Devices (Monitors, Projectors), LVDS&eDP, UPS, Modems, and TPM.

lang:de score:9 filesize: 348.87 K page_count: 17 document date: 2017-07-06



PART C.Hardware Periphery Compatibility

1.Hard Drives

1.1. HDD Devices

Type		Model
SATA 6G	HGST	HDS721010DLE630
		HDS721050DLE630
		HDS724040ALE640
		HUH728080ALE600
		HGST HDN726060ALE610
	Seagate	ST500DM002
		ST1000DM003
		ST3000DM001
		ST2000DM001
		ST1000LM014
		ST4000DM000
		ST1000DX001
		ST2000NM0033
		ST1000NX0303
		ST2000NX0243
		ST6000NM0024
		ST8000AS0002
	TOSHIBA	DT01ACA100
		DT01ACA050
		WD1003FZEX
	WD	WD5000AAKX
		WD30EZRX
		WD10EALX
		WD10EZEX
		WD20EFRX
		WD20EZRZ
		WD30EFRX
		WD4001FAEX
		WD5000AZLX
		WD2003FZEX
		WD20PURX
		WD10PURX
		WD60EFRX
		WD60EZRX
		WD60PURX
SATA 3G	HITACHI	HDS721010CLA332
	Seagate	ST3100052BAS
	WD	WD6401AALS

PRIME B250M-K PAGE 1

[pdf] Safety Datasheet

Vista Procedure QTC PRIME B250M K Devices report 20171109 dlcdnets asus pub ASUS mb LGA1151 PART C.Hardware Periphery Compatibility 1.Hard Drives 1.1. HDD Devices Type SATA 6G SATA 3G HGST ... C MAGNUM 256GB T3-USB 3.0-32GB Thunder 1-32GB SDCZ80-16GB-Z46 SDDDC-032G-G46 ADCZ88-128G-Z46 MARVEL-**M60**-64GB EXPRESS RC4-USB 3.0-64GB T132-USB 3.0-64GB JetFlash 780 USM32GQX-32G AUC350 HXS3 CONNECT 31...

lang:de score:9 filesize: 304.37 K page_count: 18 document date: 2017-11-09

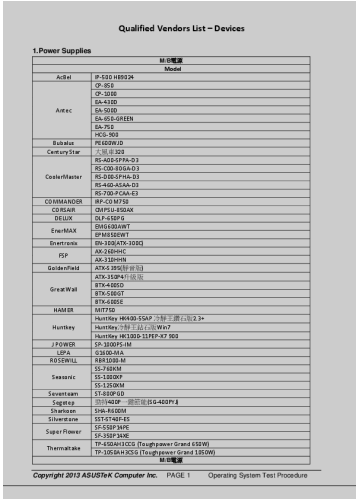

Qualified Vendors List – Devices

1.Power Supplies

品牌 Brand	型號 Model
Acbel	IP-S300 HB0034
Antec	CP-850
	CP-1200
	EA-430D
	EA-501D
	EA-650-GREEN
	EA-750
	HCG-900
Bubalus	PE420W-D
Century Star	大風 HI-320
CoolerMaster	RS-A00-EPPA-D3
	RS-C00-E00AA-D3
	RS-D00-EPHA-D3
	RS-460-ASAA-D3
	RS-700-FCAA-E3
COMMANDER	RP-CO M750
CORSAIR	CMPSU-850AX
DELUX	DLP-650FG
EnerMAX	EMG650AWT
	EPM850EWT
Enertronix	EN-1000ATX-300EQ
FSP	AX-240HHC
	AX-330HHN
GoldenField	ATX-L 350(好金田)
GreatWall	ATX-350P4(千兆版)
	BTX-400E0
	BTX-580GT
	BTX-685E
HAMER	MATT750
Huntkey	HuntKey HK400-55AP (冷靜王鑽石版)2.3+
	HuntKey (冷靜王鉑金版)Win7
	HuntKey HK300-51PEP-XT 900
J POWER	SP-3800PS-IM
LEPA	G360-MA
ROSEWILL	RBR1000-M
Seasonic	SS-760KM
	SS-580KM
	SS-1250KM
Seventeam	ST-850P-ID
Segotep	酷時400P (一鍵節能)G-400PV-J
Shenkuan	SHA-R600M
Silverstone	SST-ST40F-ES
Super Flower	SF-550P3KPE
	SF-550P3KME
Thermaltake	TP-450AH13CCG (Toughpower Grand 650W)
	TP-105BAH3KSG (Toughpower Grand 1850W)

品牌 Brand

Copyright 2013 ASUSTeK Computer Inc. PAGE 1 Operating System Test Procedure

[ASUSTeK Qualified Vendor List for Computer Components]

A comprehensive list of qualified vendors and their compatible models for various computer components, including power supplies, hard drives, SSDs, USB devices, audio devices, controller cards, networking equipment, fans, heatsinks, keyboards, mice, optical drives, printers, scanners, TV cards, input devices, and monitors, as provided by ASUSTeK Computer Inc.

lang:en score:9 filesize: 860.16 K page_count: 18 document date: 2016-03-07

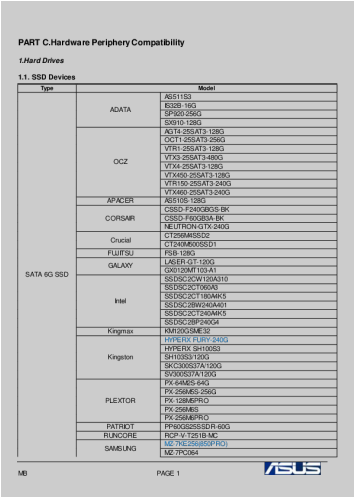

PART C.Hardware Periphery Compatibility

1.Hard Drives

1.1. SSD Devices

Type		Model
SATA 6G SSD	ADATA	AS511S3
		IS32B-16G
		SP920-256G
		SX910-128G
	OCZ	AGT4-25SAT3-128G
		OCT1-25SAT3-256G
		VTR1-25SAT3-128G
		VTX3-25SAT3-480G
		VTX4-25SAT3-128G
		VTX450-25SAT3-128G
		VTR150-25SAT3-240G
		VTX460-25SAT3-240G
	APACER	AS510S-128G
	CORSAIR	CSSD-F240GB3G-BK
		CSSD-F60GB3A-BK
		NEUTRON-GTX-240G
	Crucial	CT256M4SSD2
		CT240M500SSD1
	FUJITSU	FSB-128G
	GALAXY	LASER-GT-120G
		GX0120MT103-A1
	Intel	SSDSC2CW120A310
		SSDSC2CT060A3
		SSDSC2CT180M4K5
		SSDSC2BW240A401
		SSDSC2CT240M4K5
		SSDSC2BP240G4
	Kingmax	KM120GSME32
	Kingston	HYPERX FURY-240G
		HYPERX SH100S3
		SH103S3/120G
		SKC300S37A/120G
		SV300S37A/120G
	PLEXTOR	PX-64M2S-64G
		PX-256M5S-256G
		PX-128M5PRO
		PX-256M5
		PX-256M5PRO
	PATRIOT	PP60GS25SSDR-60G
	RUNCORE	RCP-V-T251B-MC
	SAMSUNG	MZ-7KE256B5(PRO)
		MZ-7PC064

MB PAGE 1

[pdf] Safety Datasheet

Vista Procedure QTC B85M V5 PLUS Devices report dlcdnet asus pub ASUS mb LGA1150

PART C.Hardware Periphery Compatibility 1.Hard Drives 1.1. SSD Devices Type SATA 6G SSD ADATA OCZ ... Disk Rex101-32GB Thunder 1-32GB FLEXI-DRIVE EXTREME DUO RAPID-CASE SDCZ80-16GB-Z46 Blaze B10 MARVEL-**M60**-64GB SFD201-USB3-8G SFD213-USB-64GB EXPRESS RC4-USB 3.0-64GB T132-USB 3.0-64GB JetFlash 780 USM3...

lang:de score:9 filesize: 454.65 K page_count: 18 document date: 2015-01-30

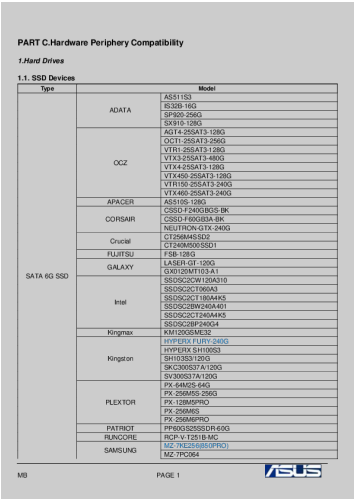

PART C.Hardware Periphery Compatibility

1.Hard Drives

1.1. SSD Devices

Type		Model
SATA 6G SSD	ADATA	AS511S3
		IS32B-16G
		SP920-256G
		SX910-128G
	OCZ	AGT4-25SAT3-128G
		OCT1-25SAT3-256G
		VTR1-25SAT3-128G
		VTX3-25SAT3-480G
		VTX4-25SAT3-128G
		VTX450-25SAT3-128G
		VTR150-25SAT3-240G
		VTX460-25SAT3-240G
	APACER	AS510S-128G
	CORSAIR	CSSD-F240GB3G-BK
		CSSD-F60GB3A-BK
		NEUTRON-GTX-240G
	Crucial	CT256M4SSD2
		CT240M500SSD1
	FUJITSU	FSB-128G
	GALAXY	LASER-GT-120G
		GX0120MT103-A1
	Intel	SSDSC2CW120A310
		SSDSC2CT060A3
		SSDSC2CT180M4K5
		SSDSC2BW240A401
		SSDSC2CT240M4K5
		SSDSC2BP240G4
	Kingmax	KM120GSME32
	Kingston	HYPERX FURY-240G
		HYPERX SH100S3
		SH103S3/120G
		SKC300S37A/120G
		SV300S37A/120G
	PLEXTOR	PX-64M2S-64G
		PX-256M5S-256G
		PX-128M5PRO
		PX-256M5
		PX-256M5PRO
	PATRIOT	PP60GS25SSDR-60G
	RUNCORE	RCP-V-T251B-MC
	SAMSUNG	MZ-7KE256B5(PRO)
		MZ-7PC064

MB PAGE 1

ASUS Motherboard Hardware Compatibility List

A comprehensive list of compatible hardware peripherals for ASUS motherboards, including storage devices, power supplies, audio devices, and more.

lang:de score:9 filesize: 499.63 K page_count: 18 document date: 2015-04-08

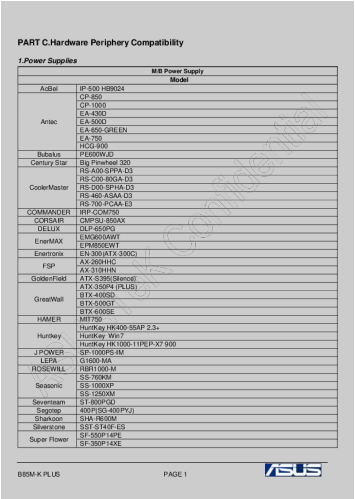

PART C.Hardware Periphery Compatibility

1.Power Supplies

M/B Power Supply Model	
AcBel	IP-S00 HB9024
Antec	CP-850
	CP-1000
	EA-430D
	EA-500D
	EA-659 GREEN
	EA-750
	HCG-900
Bubalus	PE600WJD
Century Star	Big Pinwheel 320
CoolerMaster	RS-A00-SPPA-D3
	RS-C00-80GA-D3
	RS-D00-SPHA-D3
	RS-460-ASAA-D3
	RS-700-PCAA-E3
COMMANDER	IRP-COM750
CORSAIR	CMPSU-850AX
DELUX	DLP-650PG
EnerMAX	EMG600AWT
	EPM850EWT
Enertronix	EN-300(ATX-300C)
FSP	AX-260HHC
	AX-310HHN
GoldenField	ATX-S395(Silence)
GreatWall	ATX-350P4 (PLUS)
	BTX-400SD
	BTX-500GT
	BTX-600SE
HAMER	MIT750
Hurrikey	HurrikKey HK400-55AP 2.3+
	HurrikKey Win 7
	HurrikKey HK1000-11PEP-X7 900
J POWER	SP-1000PS-IM
LEPA	G1600-MA
ROSEWILL	RBR1000-M
Seasonic	SS-760KM
	SS-1000XP
	SS-1250XM
Seventeam	ST-800PGD
Segotep	400P(SG-400PVJ)
Sharkoon	SHA-R600M
Silverstone	SST-ST40F-ES
Super Flower	SF-550P14PE
	SF-350P14XE

B85M-K PLUS PAGE 1

ASUS B85M-K PLUS Motherboard Hardware Periphery Compatibility List

A comprehensive compatibility list for the ASUS B85M-K PLUS motherboard, detailing compatible power supplies, hard drives, SSDs, graphics cards, peripherals, and other hardware components.

lang:en score:9 filesize: 416.39 K page_count: 17 document date: 2015-03-09

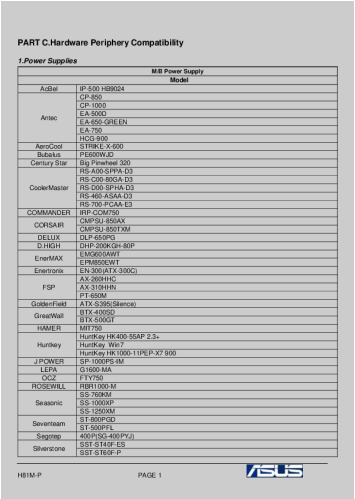

PART C.Hardware Periphery Compatibility

1.Power Supplies

M/B Power Supply	
	Model
AcBel	IP-500 HB9024
Antec	CP-850
	CP-1000
	EA-500D
	EA-650 GREEN
	EA-750
	HCG-900
AeroCool	STRIKE-X-600
Bubalus	PE600WJD
Century Star	Big Firewheel 320
CoolerMaster	RS-A00-SPPA-D3
	RS-C00-80GA-D3
	RS-D00-SPHA-D3
	RS-460-ASAA-D3
	RS-700-PCAA-E3
COMMANDER	IRP-COM750
CORSAIR	CMPSU-850AX
	CMPSU-850TXM
DELUX	DLP-650PG
D.HIGH	DHP-200K(GH-80P
EnerMAX	EMG600AWT
	EPM850EWT
Enertronix	EN-300(ATX-300C)
FSP	AX-269HHC
	AX-319HHN
	PT-650M
GoldenField	ATX-S395(Silence)
GreatWall	BTX-400SD
	BTX-500GT
HAMER	MIT750
Huntkey	HuntKey HK400-55AP 2.3+
	HuntKey Wire 7
	HuntKey HK1000-11PE(P-X7 900
J POWER	SP-1000PS-IM
LEPA	G1600-MA
OCZ	FTY750
ROSEWILL	RBR1000-M
Seasonic	SS-760KM
	SS-1000XP
	SS-1250XM
Seventeam	ST-800PCD
	ST-500FFL
Segotep	400P(SG-400PYJ)
Silverstone	SST-ST40F-E5
	SST-ST60F-P

H81M-P PAGE 1

ASUS H81M-P Motherboard Compatible Hardware List

A comprehensive compatibility list for hardware peripherals, including power supplies, storage devices, audio components, controller cards, networking equipment, and more, designed for the ASUS H81M-P motherboard.

lang:en score:9 filesize: 403.04 K page_count: 17 document date: 2014-11-14

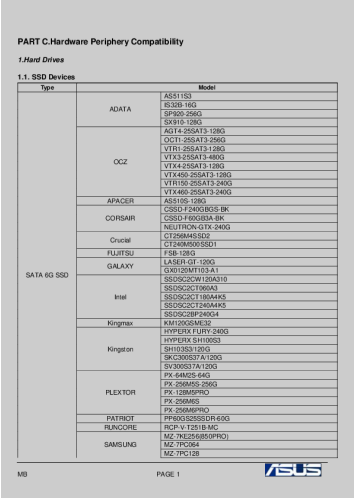

PART C.Hardware Periphery Compatibility

1.Hard Drives

1.1. SSD Devices

Type		Model
SATA 6G SSD	ADATA	AS511S3
		IS32B-16G
		SP920-256G
		SX910-128G
	OCZ	AGT4-25SAT3-128G
		OCT1-25SAT3-256G
		VTR1-25SAT3-128G
		VTX3-25SAT3-480G
		VTX4-25SAT3-128G
		VTX450-25SAT3-128G
		VTR150-25SAT3-240G
		VTX460-25SAT3-240G
	APACER	AS510S-128G
	CORSAIR	CSSD-F240GBGS-BK
		CSSD-F60GB3A-BK
		NEUTRON-GTX-240G
	Crucial	CT256M4SSD2
		CT240M500SSD1
	FUJITSU	FSB-128G
	GALAXY	LASER-GT-120G
		GX0120MT103-A1
	Intel	SSDSC2CW120A310
		SSDSC2CT060A3
		SSDSC2CT180A4K5
		SSDSC2CT240A4K5
		SSDSC2BF240G4
	Kingmax	KM120GSME32
	Kingston	HYPERX FURY-240G
		HYPERX SH100S3
		SH103S3120G
		SKC300S37A120G
		SV300S37A120G
	PLEXTOR	PX-64M2S-64G
		PX-256M5S-256G
		PX-128M5PRO
		PX-256M5
		PX-256M6PRO
	PATRIOT	PP60GS255SDR-60G
	RUNCORE	RCP-V-T251B-MC
	SAMSUNG	MZ-7PC064
		MZ-7PC128

M/B PAGE 1

[pdf] Safety Datasheet

Vista Procedure QTC J1800M A Devices report dlcdnet asus pub ASUS mb Intel CPU Onboard PART C.Hardware Periphery Compatibility 1.Hard Drives 1.1. SSD Devices Type SATA 6G SSD ADATA OCZ ... Disk Rex101-32GB Thunder 1-32GB FLEXI-DRIVE EXTREME DUO RAPID-CASE SDCZ80-16GB-Z46 Blaze B10 MARVEL-**M60**-64GB SFD201-USB3-8G SFD213-USB-64GB T132-USB 3.0-64GB USM32GQX-32G USM16SA1-16GB Model TUH-300-H...

lang:de score:9 filesize: 482.01 K page_count: 16 document date: 2015-03-10

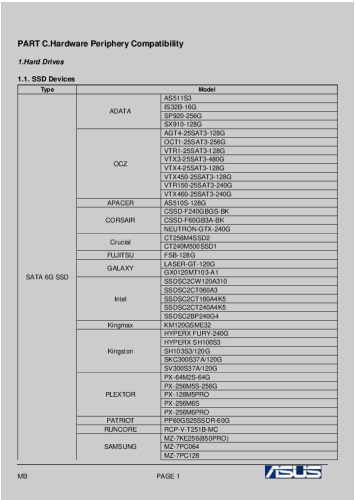

PART C.Hardware Periphery Compatibility

1.Hard Drives

1.1. SSD Devices

Type		Model
SATA 6G SSD	ADATA	AS511S3
		IS32B-16G
		SP920-256G
		SX910-128G
	OCZ	AGT4-25SAT3-128G
		OCT1-25SAT3-256G
		VTR1-25SAT3-128G
		VTX3-25SAT3-480G
		VTX4-25SAT3-128G
		VTX450-25SAT3-128G
		VTR150-25SAT3-240G
		VTX460-25SAT3-240G
	APACER	AS510S-128G
	CORSAIR	CSSD-F240GBGS-BK
		CSSD-F60GB3A-BK
		NEUTRON-GTX-240G
	Crucial	CT256M4SSD2
		CT240M500SSD1
	FUJITSU	FSB-128G
	GALAXY	LASER-GT-120G
		GX0120MT103-A1
	Intel	SSDSC2CW120A310
		SSDSC2CT060A3
		SSDSC2CT180A4K5
		SSDSC2CT240A4K5
		SSDSC2BF240G4
	Kingmax	KM120GSME32
	Kingston	HYPERX FURY-240G
		HYPERX SH100S3
		SH103S3120G
		SKC300S37A120G
		SV300S37A120G
	PLEXTOR	PX-64M2S-64G
		PX-256M5S-256G
		PX-128M5PRO
		PX-256M5
		PX-256M6PRO
	PATRIOT	PP60GS255SDR-60G
	RUNCORE	RCP-V-T251B-MC
	SAMSUNG	MZ-7KE256(850PRO)
		MZ-7PC064
		MZ-7PC128

M/B PAGE 1

ASUS Motherboard Compatibility List: Peripherals and Components

A comprehensive compatibility report detailing various peripherals and components compatible with ASUS motherboards, including storage devices, power supplies, audio devices, graphics cards, and more.

lang:de score:9 filesize: 482.06 K page_count: 16 document date: 2015-03-10