

[Manuals.plus](#) /

› [Minetom](#) /

› Minetom Star String Lights (Model B_P_S_50_X) User Manual

Minetom B_P_S_50_X

Minetom Star String Lights User Manual

Model: B_P_S_50_X

INTRODUCTION

The Minetom Star String Lights are battery-operated decorative lights featuring 50 LED star-shaped bulbs on a 17-foot wire. These lights offer 16 single colors and 7 flashing modes, controlled by an included remote. A timer function allows for automated operation. The lights are designed for both indoor and outdoor use, providing versatile decorative lighting.

Key Features:

- **Length:** 17 feet with 50 LED star bulbs.
- **Power Source:** Battery operated (3 x AA batteries, not included).
- **Color Options:** 16 single colors and 7 flashing modes, including 3 mixed color modes.
- **Control:** Remote control with color, mode, and timer functions.
- **Timer:** 4, 6, or 8-hour timer settings.
- **Durability:** IP65 waterproof rating for outdoor use.

PACKAGE CONTENTS

Verify that all items are present in the package:

- 1 x Minetom Battery Operated Star String Lights (17ft / 50LED / RGB)
- 1 x Remote Control
- 1 x User Manual

SAFETY INFORMATION

Please read and follow these safety guidelines to prevent damage or injury:

- Do not mix old and new batteries.
- Do not mix alkaline, standard (carbon-zinc), or rechargeable (nickel-cadmium) batteries.
- Remove batteries if the product is not used for an extended period.
- Dispose of used batteries properly according to local regulations.
- Ensure the battery box is securely closed, especially when used outdoors, to maintain IP65 water resistance.
- Do not attempt to modify or repair the lights. Contact support if issues arise.
- Keep out of reach of small children to prevent choking hazards from small parts.



Image: The lights feature an IP65 waterproof rating, making them suitable for outdoor use. The image shows a close-up of a star light with water droplets, highlighting its water resistance.

SETUP

1. **Unpack the Lights:** Carefully remove the string lights from their packaging. Uncoil the wire gently to avoid tangling or damaging the bulbs.
2. **Install Batteries:** Locate the battery box. Open the battery compartment and insert 3 AA batteries (not included), ensuring correct polarity (+/-). Close the battery compartment securely.
3. **Placement:** Position the string lights in your desired location. The flexible wire allows for various

arrangements. Ensure the battery box is placed in a location that is easily accessible for battery changes and remote control operation.

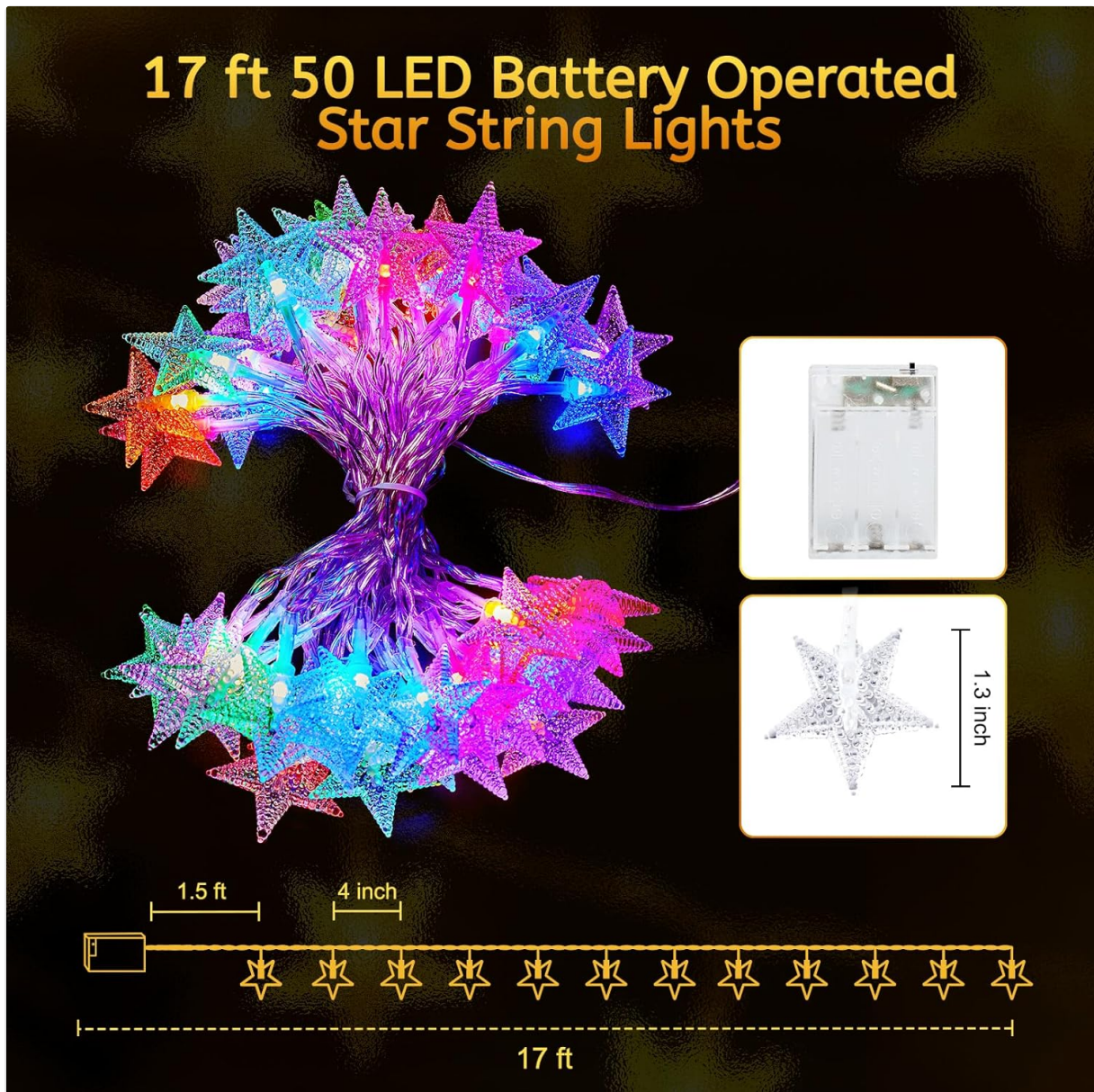
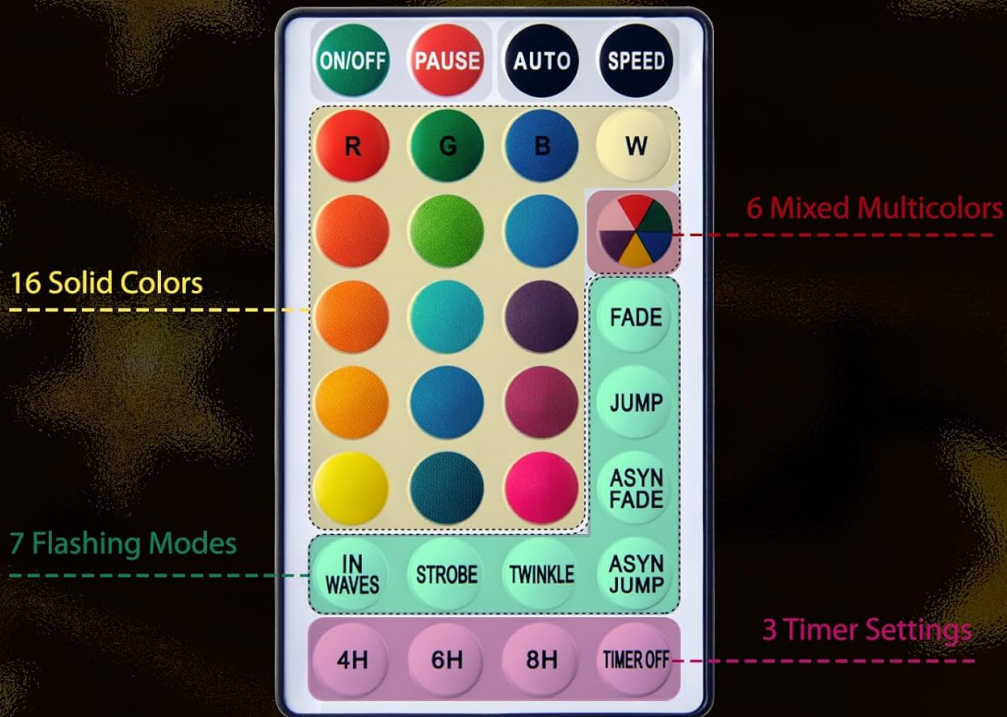


Image: This diagram illustrates the overall length of the 17ft string lights, the number of LED bulbs (50), the battery box, and the approximate dimensions of a single star bulb (1.3 inches wide).

OPERATING INSTRUCTIONS

The Minetom Star String Lights are controlled using the included remote control. Ensure the remote has a working battery and is pointed towards the battery box for optimal signal reception.

SMART REMOTE CONTROL



Battery Operate



Color Changing



Timer Function



7 Lighting Modes

Image: This image displays the layout of the remote control, indicating buttons for power, color selection (16 solid colors and 6 mixed colors), 7 flashing modes (IN WAVES, STROBE, TWINKLE, FADE, JUMP, ASYN FADE, ASYN JUMP), and 3 timer settings (4H, 6H, 8H).

Remote Control Functions:

- **ON/OFF:** Press the **ON/OFF** button to turn the lights on or off.
- **PAUSE:** Pauses the current flashing mode.
- **AUTO:** Cycles through all available modes automatically.
- **SPEED:** Adjusts the speed of flashing modes.
- **Color Selection:** Press any of the 16 colored buttons to select a solid color.
- **Mixed Colors:** Select from 6 mixed color options for varied displays.
- **Flashing Modes:** Choose from 7 dynamic modes: **IN WAVES**, **STROBE**, **TWINKLE**, **FADE**, **JUMP**, **ASYN FADE**, **ASYN JUMP**.
- **Timer Function:**
 - Press **4H**, **6H**, or **8H** to activate the timer. The lights will stay on for the selected duration and then turn off automatically. They will turn on again at the same time the next day.
 - Press **TIMER OFF** to deactivate the timer function.




Image: This visual demonstrates the variety of 16 static color options and 7 dynamic flashing modes available for the star string lights, showcasing the diverse lighting effects.

MAINTENANCE

- **Cleaning:** Gently wipe the lights and battery box with a soft, dry cloth. Do not use abrasive cleaners or immerse the battery box in water.
- **Battery Replacement:** When the lights dim or stop working, replace all 3 AA batteries with new ones. Ensure correct polarity.
- **Storage:** When not in use, carefully coil the string lights and store them in a cool, dry place away from direct sunlight and extreme temperatures.

TROUBLESHOOTING

Problem	Possible Cause	Solution
---------	----------------	----------

Problem	Possible Cause	Solution
Lights do not turn on.	<ol style="list-style-type: none"> 1. Batteries are dead or incorrectly installed. 2. Remote control battery is dead. 3. Lights are switched off. 	<ol style="list-style-type: none"> 1. Replace batteries with new ones, ensuring correct polarity. 2. Replace the remote control battery. 3. Press the ON button on the remote.
Lights flicker or are dim.	Low battery power.	Replace all 3 AA batteries with new ones.
Remote control is not working.	<ol style="list-style-type: none"> 1. Remote battery is dead. 2. Obstruction between remote and battery box. 3. Remote is too far from the battery box. 	<ol style="list-style-type: none"> 1. Replace the remote control battery. 2. Ensure a clear line of sight to the battery box. 3. Move closer to the battery box.
Some colors or modes do not display correctly.	Potential LED malfunction or low power.	Ensure batteries are fresh. If the problem persists, contact customer support.

SPECIFICATIONS

Feature	Detail
Model Number	B_P_S_50_X
Light Source Type	LED
Number of Light Sources	50
Light Color	RGB (16 Single Colors + Mixed Colors)
Length	17 Feet
Power Source	Battery Powered (3 x AA batteries required)
Control Method	Remote Control (Infrared)
Special Feature	Remote Controlled, Timer Function
Indoor/Outdoor Usage	Indoor, Outdoor (IP65 Waterproof)
Material Type	Plastic
Wattage	6.75 watts

WARRANTY AND SUPPORT

This product comes with a **3-year manufacturer's warranty**. For warranty claims or technical support, please refer to the contact information provided with your purchase or visit the official Minetom website. Please retain your proof of purchase for warranty validation.

