

SVITOO P10

SVITOO P10 Android 14 Tablet User Manual

Model: P10

Brand: SVITOO

INTRODUCTION

The SVITOO P10 is a versatile 10.1-inch Android 14 tablet designed for a wide range of uses, from entertainment to productivity. Featuring a powerful Unisoc A75 8-core CPU, 12GB RAM, and 128GB ROM, it offers smooth performance for multitasking, gaming, and media consumption. Its 1280x800 IPS HD touchscreen with Widevine L1 support ensures a high-quality viewing experience for your favorite streaming services. Equipped with a 6000mAh battery, dual-band Wi-Fi, and Bluetooth 5.0, the P10 tablet provides reliable connectivity and extended usage time. This manual will guide you through setting up, operating, maintaining, and troubleshooting your new device.

WHAT'S IN THE BOX

Upon opening your SVITOO P10 tablet package, please ensure all the following items are present:

- Android 14 tablet x 1
- Charger x 1
- Charging Cable x 1
- Instruction manual x 1
- Protective case x 1



Image: The SVITOO P10 tablet and its included accessories: charger, charging cable, user manual, and a protective case.

SETUP GUIDE

1. Charging the Tablet

Before first use, it is recommended to fully charge your SVITOO P10 tablet. Connect the provided Type-C charging cable to the tablet's Type-C port and the other end to the charger. Plug the charger into a power outlet. The battery indicator on the screen will show charging status. A full charge ensures optimal performance and battery life.

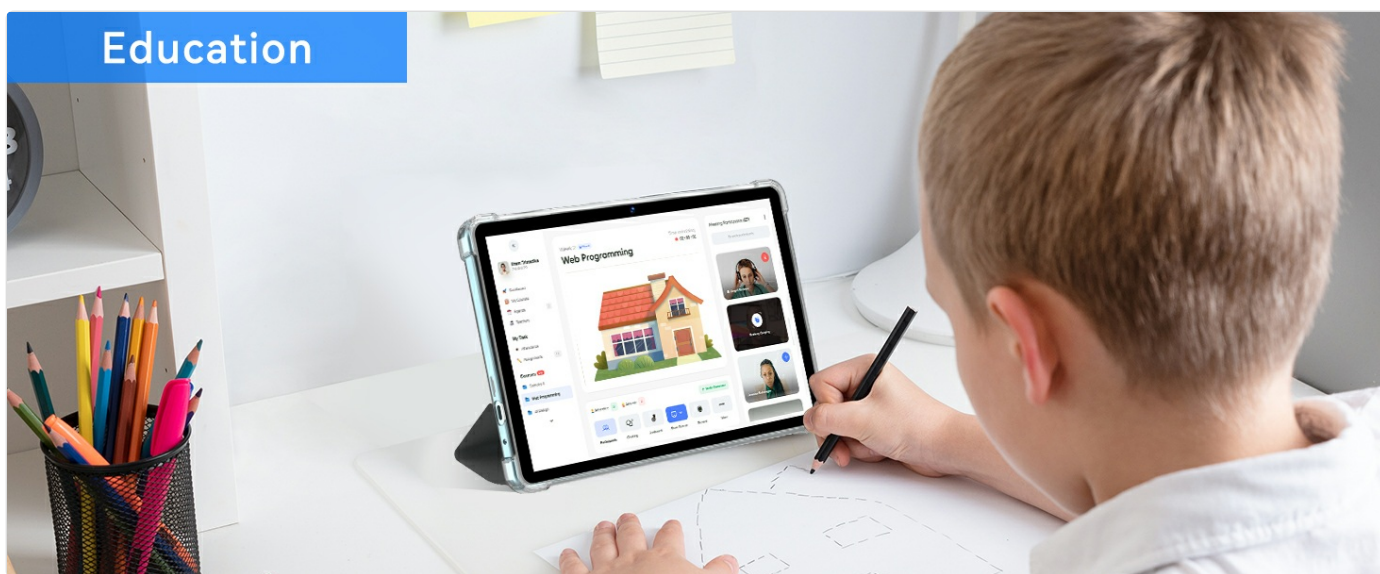


Image: A visual representation of the tablet connected to a charger, illustrating the Type-C charging port and the 6000mAh battery capacity.

2. Initial Power On and Setup

Press and hold the power button located on the side of the tablet until the SVITOO logo appears. Follow the on-screen prompts to complete the initial setup, which includes selecting your language, connecting to a Wi-Fi network, and setting up your Google account.

3. Connecting to Wi-Fi

During initial setup or later via Settings, navigate to **Network & internet > Wi-Fi**. Turn on Wi-Fi and select your desired network from the list. Enter the password if prompted and tap **Connect**. The tablet supports dual-band 2.4G/5G Wi-Fi for stable and fast connections.

4. Setting Up Face Unlock

For convenient and secure access, you can set up Face Unlock. Go to **Settings > Security & privacy > Face unlock**. Follow the instructions to register your face. Ensure you are in a well-lit area for accurate recognition.



Image: An illustration demonstrating the Face Recognition Unlock feature, highlighting its convenience and security benefits.

5. Parental Control (Optional)

The P10 tablet includes parental control features to help manage screen time and online habits for children. Access these settings through **Settings** to configure usage limits and content restrictions as needed.

OPERATING YOUR TABLET

1. Basic Navigation

The SVITOO P10 runs on Android 14. Use touch gestures to navigate: swipe to scroll, tap to select, pinch to zoom. The home screen provides quick access to your apps and widgets. The navigation bar at the bottom of the screen typically includes Back, Home, and Recent Apps buttons.

2. Performance and Storage

Your tablet is equipped with a Unisoc A75 8-core processor and 12GB RAM (4GB physical + 8GB expansion) for smooth multitasking. The built-in 128GB ROM provides ample space for apps and media. For additional storage, you can insert a Micro-TF card (up to 1TB, sold separately) into the dedicated slot.

MAX Powerful Performance Always Fast

New Release Tablet is Powered by Unisoc A75 8 Core Processor. Do Multitask at once and Enjoy High-quality Content without any Hassle

Unisoc
A75 8 Core



Image: A graphic highlighting the tablet's powerful Unisoc A75 8-core processor, 12GB RAM, and 128GB ROM, emphasizing its capacity for high performance and storage.

3. Display and Media Consumption

The 10.1-inch IPS HD touchscreen with 1280x800 resolution offers clear and vibrant visuals. With Widevine L1 support, you can enjoy high-definition content from streaming services like Netflix, Amazon Prime Video, and Hulu. Dual speakers provide an immersive audio experience.

Andriod 14

New features and humanized experience

Ultra-fast Android 14 tablet . Powerful features at your fingertips.Delivers a seamless multitasking experience and enhanced graphics Performance while consuming less power.

Get new spotlight on security and privacy. Take command of your privacy with more efficient apps' data permissions. harder 6-digit unlock password settings. and more other personal data setting

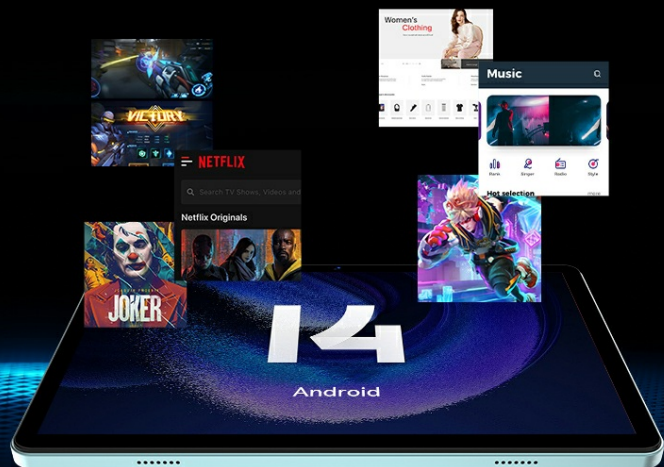


Image: The tablet displaying a high-definition movie, illustrating its Widevine L1 support for premium streaming platforms like Netflix, Amazon Prime Video, and Hulu.

4. Camera Usage

The tablet features three cameras: a 13MP rear camera and a 2MP front camera. Open the Camera app to take photos or record videos. The front camera is ideal for video calls and selfies, while the rear camera is suitable for capturing higher-quality images.

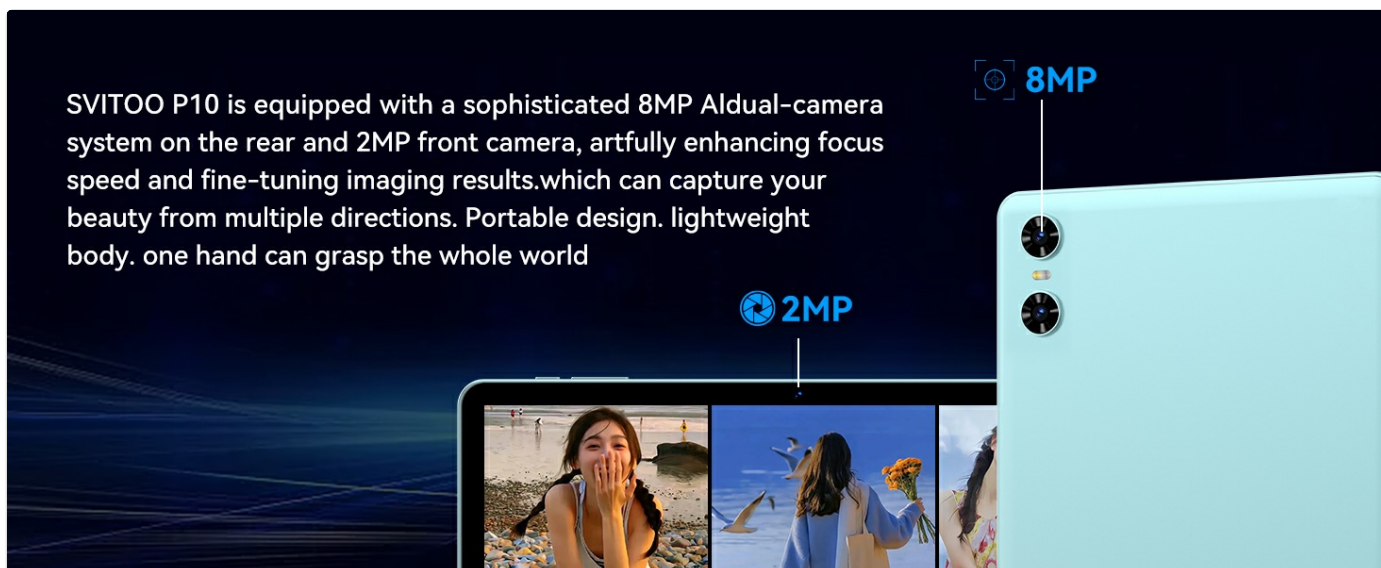


Image: A detailed view of the tablet's camera system, indicating the 8MP rear dual-camera and 2MP front camera, designed for enhanced focus and imaging results.

5. Connectivity

Beyond Wi-Fi, the P10 tablet supports Bluetooth 5.0 for connecting to wireless headphones, speakers, and other peripherals. To pair a Bluetooth device, go to **Settings** > **Connected devices** > **Bluetooth**, turn it on, and select your device from the list.

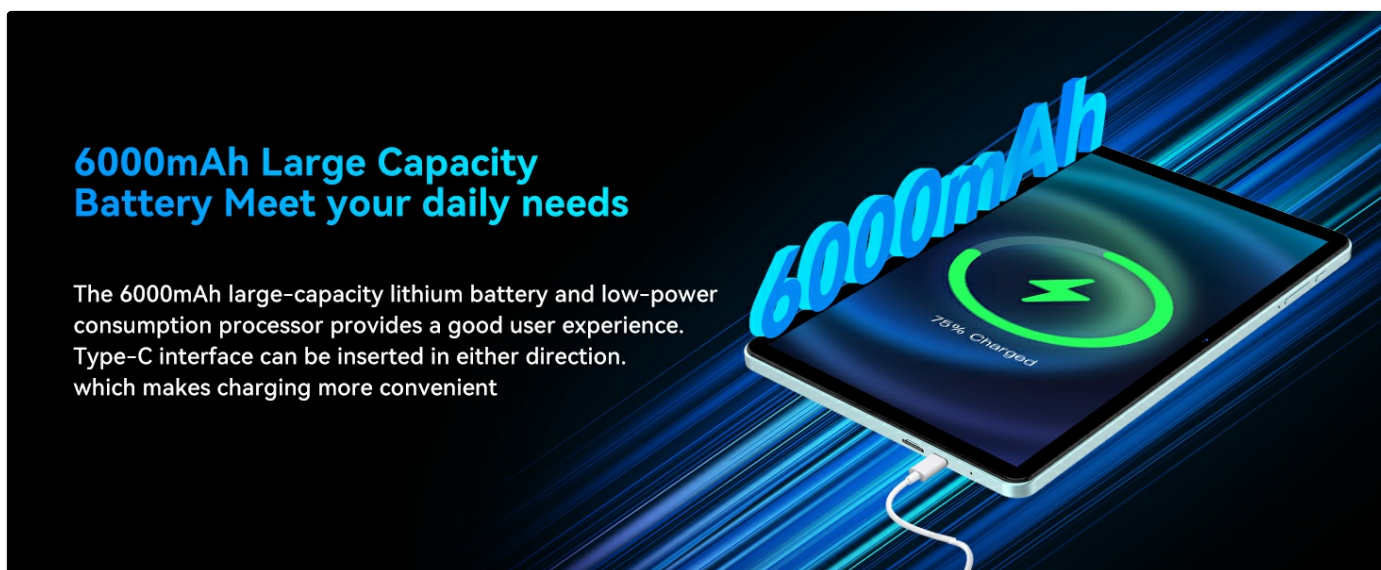


Image: The tablet displaying a web page, emphasizing its dual-band Wi-Fi (2.4G+5G) and Bluetooth 5.0 capabilities for quick connections and high-speed online browsing.

6. Advanced Android 14 Features

The Android 14 operating system on your P10 tablet offers enhanced features such as multi-window mode for improved multitasking, eye protection mode to reduce strain, and 3-finger screenshots for quick captures. Explore these options in the tablet's settings to customize your experience.

MAINTENANCE

1. Cleaning Your Tablet

To clean the screen, use a soft, lint-free cloth specifically designed for electronics. For the body, a slightly damp cloth can be used. Avoid using harsh chemicals, abrasive materials, or excessive moisture, as these can damage the tablet.

2. Battery Care

To prolong the life of your 6000mAh battery, avoid extreme temperatures. Do not let the battery completely drain frequently, and avoid keeping it at 100% charge for extended periods. Use the provided charger and cable for optimal charging.

3. Software Updates

Periodically check for system updates to ensure your tablet has the latest features, security patches, and performance improvements. Go to **Settings > System > System update** to check for and install available updates.

4. Storage Management

Regularly review your installed applications and files. Uninstall unused apps and delete unnecessary files to free up storage space and maintain optimal performance. You can manage storage in **Settings > Storage**.

TROUBLESHOOTING

Problem	Possible Cause	Solution
Tablet does not power on.	Low battery; system crash.	Charge the tablet for at least 30 minutes. Press and hold the power button for 10-15 seconds to force restart.
Wi-Fi connection issues.	Incorrect password; router issue; out of range.	Verify Wi-Fi password. Restart your router. Move closer to the Wi-Fi router.
Slow performance.	Too many apps running; low storage.	Close background apps. Clear cache. Uninstall unused apps. Consider adding a TF card for more storage.
Apps crashing or freezing.	App specific issue; insufficient RAM.	Force close and restart the app. Clear the app's cache and data (Settings > Apps). Update the app.
Face Unlock not working.	Poor lighting; face not recognized.	Ensure adequate lighting. Re-register your face in settings if issues persist.

SPECIFICATIONS

Feature	Detail
Brand	SVITOO
Model Name	P10
Operating System	Android 14
Screen Size	10.1 Inches
Screen Resolution	1280 x 800 IPS HD
Processor	Unisoc A75 8-Core (up to 1.6 GHz)
Graphics Coprocessor	Mali-G57
RAM	12GB (4GB physical + 8GB expansion)

Feature	Detail
Internal Storage (ROM)	128GB
Expandable Storage	Supports TF card up to 1TB (sold separately)
Battery Capacity	6000mAh
Wi-Fi	Dual-band (2.4G/5G)
Bluetooth	BT 5.0
Rear Camera	13 MP
Front Camera	2 MP
Ports	Type-C, 3.5mm Headphone Jack, Micro-TF slot
Item Weight	1.87 pounds
Product Dimensions	10.1 x 6.2 x 0.3 inches

WARRANTY AND SUPPORT

Your SVITOO P10 tablet comes with a standard manufacturer's warranty. Please refer to the warranty card included in your package for specific terms and conditions. For technical support, troubleshooting assistance beyond this manual, or warranty claims, please contact SVITOO customer service through the contact information provided on the official SVITOO website or your purchase platform.

Additional protection plans may be available for purchase, offering extended coverage. Please check with your retailer for details on available protection plans.