

Manuals.plus /

› Nekteck /

› Nekteck Shiatsu Foot Massager with Heat & Roller (Model NK-FM12) - User Manual

Nekteck NK-FM12

Nekteck Shiatsu Foot Massager with Heat & Roller

MODEL: NK-FM12 - USER MANUAL

Important Safety Instructions

Please read all instructions carefully before using the Nekteck Shiatsu Foot Massager. Failure to follow these instructions may result in injury or damage to the device.

- This product is not suitable for individuals with pacemakers, heart disease, cerebral thrombosis, joint replacement, or other major medical conditions. Consult your doctor before use if you have any health concerns.
- Do not use if the arches of your feet are excessively high, as this may cause discomfort.
- Always ensure the massager is turned on before adjusting intensity or heat settings.
- This massager is designed to operate with 120V electricity only.
- If the massage intensity feels too strong, place a towel between your feet and the massager for cushioning.
- Do not immerse the massager in water or other liquids.
- Keep the massager away from heat sources and direct sunlight.
- Unplug the device when not in use and before cleaning.

Product Overview


The Nekteck Shiatsu Foot Massager with Heat & Roller (Model NK-FM12) is a versatile device designed to provide a relaxing massage experience for your feet, calves, and forearms. It features deep kneading shiatsu massage nodes, an optional heating function, and adjustable intensity levels.




You Should Enjoy a Relaxing Massage



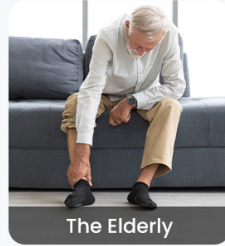
Office Workers



Drivers



Sports Enthusiasts



The Elderly



Long Stand Worker

Image: Nekteck Shiatsu Foot Massager NK-FM12, showcasing its compact design.

Key Features:

- **Multi-Functional Design:** Suitable for feet, calves, and forearms.
- **Shiatsu Kneading Massage:** Deep-kneading rollers target pressure points.
- **Optional Heat Function:** Provides soothing warmth up to approximately 113°F (45°C).
- **Adjustable Intensity:** Three intensity levels to customize your massage.
- **Built-in Timer:** Automatic 15-minute shut-off for safety and convenience.
- **Portable & Lightweight:** Weighs only 3.3 pounds for easy storage and transport.

Product Specifications:

Product Dimensions	12.99 x 5.51 x 7.08 inches
Item Weight	3.31 Pounds (1.5 Kilograms)
Model Number	NK-FM12
Power Source	Corded Electric (120V)
Material	Polyethylene (PE)

Setup

Setting up your Nekteck Foot Massager is quick and easy.

1. Unpack the massager and all its components from the box.
2. Connect the power adapter to the massager's power input port.
3. Plug the power adapter into a standard 120V electrical outlet.
4. Place the massager on a flat, stable surface where you intend to use it.

Package Content




Image: Connecting the power adapter to the Nekteck Foot Massager.

Operating Instructions

Your Nekteck Foot Massager is designed for simple and intuitive operation.

Control Panel:

3 in 1 Foot Massager

Fit for feet, calves and arms massage




Image: Close-up of the massager's control panel, showing the power and intensity buttons.

- **Power Button ():** Press once to turn on the massager with default heating and massage. Press again to turn off the heating function. Press a third time to power down the device completely.
- **Intensity Button (≡):** After turning on, press this button to cycle through three massage intensity levels (low, medium, high).

Using the Massager:

The massager can be used for various body parts:

- **For Feet:** Place your feet into the designated areas. You can adjust the position to target your heels, toes, or arches for a customized massage.

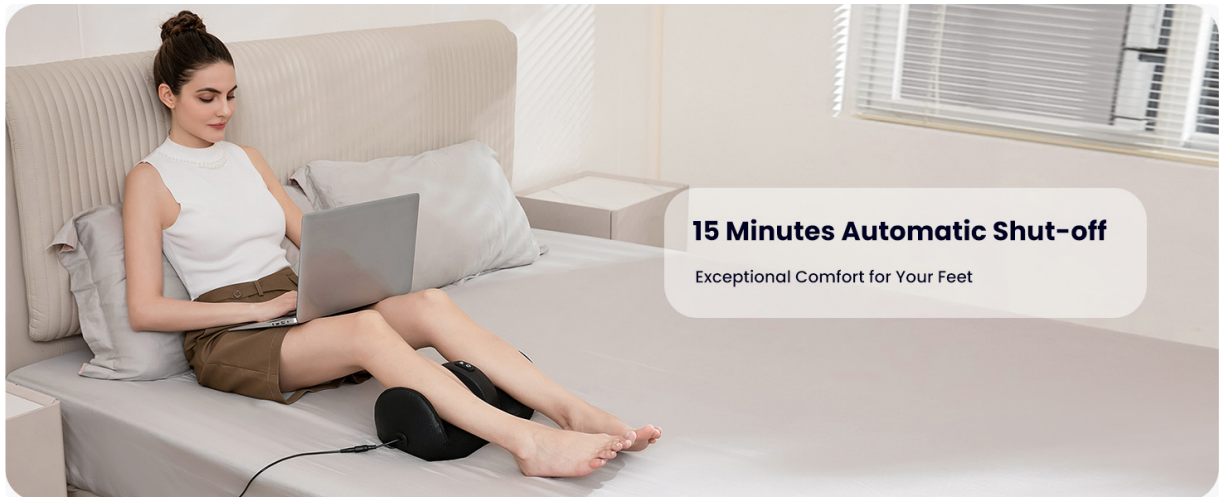


Customizable Foot Care

Heat: 113°F Intensity: High / Medium / Low

Image: A woman using the Nekteck Foot Massager for her feet while seated.

- **For Calves:** Position your calves over the massage nodes. This is ideal for relieving tension after prolonged standing or physical activity.




15 Minutes Automatic Shut-off

Exceptional Comfort for Your Feet

Image: A woman using the Nekteck Foot Massager for her calves while relaxing on a sofa.

- **For Forearms:** Gently rest your forearms on the massager to soothe tired arm muscles.



3-in-1 Relaxation

Experience a massage customized for different areas of your body.

Image: A woman using the Nekteck Foot Massager for her forearms on a table.

Heating Function:

The massager's heating function provides a comfortable temperature of approximately 113°F (45°C). If you desire more warmth, consider wearing socks or placing a blanket over your feet during the massage. The

heating function can be turned off at any time by pressing the power button once after the device is on.

Automatic Timer:

For your safety and convenience, the massager is equipped with a built-in timer that automatically stops operation after 15 minutes. You can restart the device after it shuts down, based on your muscle recovery needs. It is recommended to use the massager 2-3 times a day, with each session lasting 15 minutes.

Your browser does not support the video tag.

Video: Official Nekteck video demonstrating the Shiatsu Portable Foot Massager in use, highlighting its features and versatility.

Maintenance

Proper care will ensure the longevity of your Nekteck Foot Massager.

- **Cleaning:** Wipe the massager with a soft, damp cloth. Do not use abrasive cleaners or immerse the device in water. The fabric covering is not removable, so ensure to keep it clean by wiping regularly.
- **Storage:** The massager's compact and lightweight design (3.3 lbs) makes it easy to store. When not in use, store it in a cool, dry place, such as under a bed, couch, or in a cabinet.

Lightweight and Easy to Store

Slip it Under Beds or Cabinets with Ease


 Only 3.3 LB



Image: The Nekteck Foot Massager stored compactly under a cabinet.

Troubleshooting

If you encounter any issues with your Nekteck Foot Massager, please refer to the following common solutions:

- **Device Not Turning On:** Ensure the power adapter is securely plugged into both the massager and a working 120V electrical outlet.
- **No Heat or Insufficient Heat:** Confirm the heating function is activated (indicated by a red light). If you desire more warmth, consider wearing socks or placing a blanket over your feet during the massage.
- **Massage Too Intense:** Press the intensity button to select a lower setting. You can also place a

towel between your feet/limbs and the massager for added cushioning.

- **Unusual Noises:** If you hear any unusual noises, immediately turn off the device and unplug it. Contact customer support for assistance.

For further assistance, please contact Nekteck customer support.

Warranty and Support

Nekteck is committed to providing high-quality products and customer satisfaction.

Customer Support:

If you have any questions, concerns, or require assistance with your Nekteck Foot Massager, please do not hesitate to contact Nekteck customer support. Refer to the contact information provided in your product packaging or on the official Nekteck website.

Protection Plans:

Extended protection plans may be available for your Nekteck Foot Massager. These plans offer additional coverage beyond the standard warranty. Options may include:

- 2-Year Protection Plan
- 3-Year Protection Plan
- Complete Protect (monthly billing for eligible past and future purchases)

Please check with your retailer or Nekteck's official channels for details on available protection plans and their terms and conditions.