

SMUG 718GY

SMUG Office Chair Model 718GY Instruction Manual

Comprehensive guide for assembly, operation, and maintenance of your ergonomic mesh desk chair.

[Product Overview](#)

[Assembly](#)

[Operation](#)

[Maintenance](#)

[Troubleshooting](#)

[Specifications](#)

[Warranty &](#)

[Support](#)

1. PRODUCT OVERVIEW

The SMUG Model 718GY Office Chair is designed for comfort and ergonomic support during extended periods of sitting. It features a breathable mesh back, high-density foam seat, and multiple adjustment options to suit individual preferences.

Key Features:

- **Ergonomic Backrest:** Designed to fit the natural curve of your lower back, providing lumbar support and reducing spinal strain.
- **Adjustable Functions:** Seat height, tilt angle (90-120 degrees), and 360-degree swivel for versatile positioning.
- **Comfortable Seating:** High-density sponge seat with durable and breathable mesh fabric for prolonged comfort.
- **Durable Construction:** Equipped with a reliable gas lift, heavy-duty base, and smooth-rolling casters suitable for various floor types.
- **Integrated Lumbar Support:** The backrest includes a storage basket for small items, enhancing functionality.



2. ASSEMBLY INSTRUCTIONS

The SMUG Office Chair is designed for quick and straightforward assembly. All necessary hardware and tools are included in the package. Assembly typically takes approximately 15 minutes.

Included Components:

- Chair components (backrest, seat, armrests, base, casters, gas lift)
- Assembly Tool
- User Manual (this document)

Please refer to the detailed step-by-step instructions provided in the printed user manual included with your chair for visual guidance during assembly.

3. OPERATING INSTRUCTIONS

Your SMUG Office Chair offers several adjustable features to optimize your comfort and posture.

3.1. Seat Height Adjustment

1. To raise the seat: While standing, pull the lever located under the right side of the seat upwards. The seat will automatically rise. Release the lever when the desired height is reached.
2. To lower the seat: While seated, pull the lever located under the right side of the seat upwards. The seat will lower. Release the lever when the desired height is reached.

The seat height is adjustable from 18.5 inches to 22.2 inches.

3.2. Tilt Function and Tension Control

- **Engaging/Disengaging Tilt:** Pull the same lever (used for height adjustment) outwards to unlock the rocking motion. Push it inwards to lock the chair in an upright position.
- **Adjusting Tilt Tension:** Rotate the round knob located under the front-center of the seat. Turn clockwise to increase tension (making it harder to recline) or counter-clockwise to decrease tension (making it easier to recline).

The chair supports a tilt range of 90 to 120 degrees.

3.3. 360-Degree Swivel and Rolling Casters

- The chair seat and backrest can rotate 360 degrees, allowing for easy movement and access to different areas of your workspace.
- The smooth-rolling casters allow the chair to glide effortlessly across various floor surfaces, including tile, wood, and carpet, without causing damage.



Figure 2: Illustration of the three main adjustment points: seat height, rocking mode, and tension control.

Ergonomic Armrests



Figure 3: Ergonomic armrests designed for comfortable support.

Ergonomic Lumbar Support

Backrest with a Storage Basket



Figure 4: The chair's ergonomic lumbar support also features a convenient storage basket.

4. MAINTENANCE

To ensure the longevity and optimal performance of your SMUG Office Chair, follow these simple maintenance guidelines:

- **Cleaning:** Wipe clean with a damp cloth. Avoid harsh chemicals or abrasive cleaners that may damage the mesh fabric or plastic components.
- **Regular Inspection:** Periodically check all screws and bolts to ensure they are tight. Re-tighten if necessary.
- **Caster Care:** Keep the casters free of hair, dust, and debris to maintain smooth rolling.
- **Weight Capacity:** Do not exceed the maximum weight recommendation of 250 pounds.

5. TROUBLESHOOTING

If you encounter any issues with your SMUG Office Chair, please refer to the following common solutions:

Problem	Possible Cause	Solution
Chair does not adjust height.	Gas lift malfunction or lever not fully engaged.	Ensure the height adjustment lever is pulled completely upwards. If the issue persists, contact customer support.
Chair is wobbly or unstable.	Loose screws or improper assembly.	Check all assembly screws and re-tighten them securely. Refer to the assembly instructions.
Casters do not roll smoothly.	Debris caught in casters or damaged casters.	Clean any debris from the caster wheels. If damaged, replacement casters may be needed.
Backrest does not recline or is too stiff/loose.	Tilt tension knob incorrectly adjusted or tilt lock engaged.	Adjust the tilt tension knob (under the seat) and ensure the tilt lock lever is disengaged.

If these solutions do not resolve the issue, please contact SMUG customer service for further assistance.

6. PRODUCT SPECIFICATIONS

Feature	Detail
Brand	SMUG
Model Name	Home Office Computer Desk Chair (Model 718GY)
Color	Grey
Product Dimensions (D x W x H)	18.5" x 20.08" x 41.54"
Seat Height Range	18.5" to 22.2"
Seat Depth	17.5 inches
Maximum Weight Recommendation	250 Pounds
Back Style	Solid Back with Mesh
Special Features	Adjustable Height, Arm Rest, Back Support, Ergonomic, Rolling, Lumbar Support with Storage
Fill Material	Sponge
Surface Recommendation	Hard Floor
Assembly Required	Yes

Feature	Detail
Certifications	BIFMA tested components



Figure 5: Detailed product dimensions and maximum weight capacity of 250 lbs.



Figure 6: Close-up of the lightweight and durable mesh backrest, highlighting its breathable and cooling properties.




Figure 7: Detail of the high-density foam seat, emphasizing its shape retention and breathable mesh cover.

7. WARRANTY AND SUPPORT

SMUG is committed to providing high-quality products and excellent customer service. For any questions, concerns, or warranty claims, please contact our professional customer service team.


Please retain your proof of purchase for warranty purposes.

Contact Information: Refer to the contact details provided on the product packaging or the official SMUG website.




[SMUG C-1368-5B Drafting Chair Assembly and Usage Guide](#)

Step-by-step assembly instructions and usage guide for the SMUG C-1368-5B drafting chair, detailing parts, assembly steps, and height/armrest adjustments.



[Electric Standing Desk Instruction Manual](#)

Instruction manual for the Electric Standing Desk, covering specifications, parts, assembly, controller usage, settings, and error codes.



[Common Walls International Mural Festival Rochdale 2025 Guide](#)

Explore the Common Walls International Mural Festival in Rochdale town centre from September 7-14, 2025. This guide details featured artists like Aylo, SecaOne, and Smug, their mural inspirations, festival programming including live painting and extreme sports, and a map of locations. Discover Rochdale's vibrant street art scene as part of its role as Greater Manchester's Town of Culture 2025-26.