

Anker A1685

Anker Zolo Magnetic Power Bank (Model A1685) - User Manual

Brand: Anker | Model: A1685

1. PRODUCT OVERVIEW

The Anker Zolo Magnetic Power Bank is a versatile portable charger designed to provide efficient power to your devices. It combines both wired and wireless charging capabilities with a built-in USB-C cable and an adjustable stand for enhanced convenience.

What's Included:

- Anker Zolo Power Bank (10K, Magnetic, Built-In USB-C Cable)
- Welcome Guide
- 18-Month Warranty Card

Key Features:

- **Wired for Speed, Wireless for Convenience:** Maximize charging efficiency with 30W fast charging through a built-in cable, or embrace the ease of 7.5W wireless charging. (Note: The power bank is optimized for the iPhone 12/13/14/15/16 series only. Android devices will not support the magnetic feature.)
- **Stay Powered Longer:** Compact at just 4.15 × 2.72 × 0.81 inches and 8.46 oz, this 10,000mAh power bank delivers 2 full charges for iPhone 15—perfect for daily use.
- **Set Your Screen Just Right:** With the ability to adjust to multiple angles, the stand accommodates all your viewing preferences.
- **Ergonomic Right-Angle Cable:** The right-angle design of the cable makes it simple to maintain a comfortable grip for hours on end. It is also built to withstand over 10,000 bends.



Figure 1: Anker Zolo Magnetic Power Bank with built-in cable and stand.

2. SETUP AND CHARGING THE POWER BANK

Charging the Power Bank:

Before first use, fully charge your Anker Zolo Power Bank. Connect the built-in USB-C cable or an external USB-C cable to the IN/OUT port of the power bank and plug the other end into a compatible USB power adapter (not included). The LED indicators will show the charging status. For optimal recharging performance, use a 3A cable and a Power Delivery (PD) adapter rated at 20W or higher.

Power Through Magnetic Cases

Your magnetic case no longer interferes with charging your device. Stay protected and enjoy uninterrupted power seamlessly.

Note: Not compatible with non-magnetic phone cases.



Figure 2: The power bank can be recharged via its USB-C port.

3. OPERATING INSTRUCTIONS

Wired Charging:

Utilize the built-in right-angle USB-C cable for fast charging. Connect the USB-C end to your device's charging port. This method supports up to 30W fast charging. Connecting the built-in cable will automatically deactivate wireless charging.

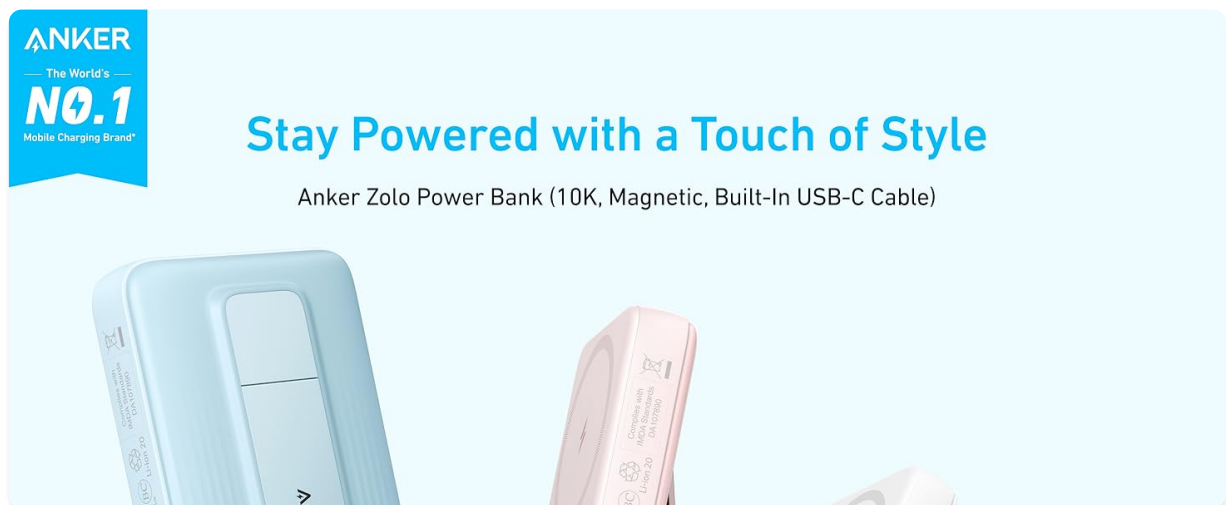


Figure 3: Wired charging provides up to 30W fast charging.

Wireless Charging:

Align your compatible iPhone (12/13/14/15/16 series) or AirPods with the magnetic charging pad on the power bank. The magnetic connection will secure your device for 7.5W wireless charging. Double-press the power button to turn wireless charging on or off.

Easily Adjust to Your Preferred Viewing Angle

Ideal Viewing for Both Work and Entertainment



Figure 4: Wireless charging is compatible with iPhone 12/13/14/15/16 series and AirPods.

Adjustable Stand:

The power bank features an integrated adjustable stand. Simply pull out the stand from the back of the unit and adjust it to your preferred viewing angle for hands-free use while charging.

— The World's —

NO.1

Mobile Charging Brand*

*Anker is the world's No. 1 mobile charging brand based on retail sales value for four consecutive years: 2020, 2021, 2022, and 2023.
Data source: Euromonitor International (Shanghai) Co., Ltd., measured in terms of retail value sales in 2020, 2021, 2022, and 2023, based on research completed in October 2023. Mobile charging brands are defined as brands if more than 75% of their retail sales are contributed by mobile phone charging products, including chargers, wireless chargers, power banks, and charging cables. These accessories can also be used for other consumer electronic devices.

About ANKER Zolo

The Anker Zolo series empowers the next generation with more than just technology; we bring a sense of style and purpose. Our products blend innovative functionality with vibrant design, catering to those who value practicality and real-world connectivity. We offer exceptional performance paired with unique aesthetics, providing the essentials to keep you charged, confident, and ready to conquer your world.

Figure 5: The adjustable stand allows for comfortable viewing angles.

Simultaneous Charging:

The Anker Zolo Power Bank can charge up to three devices simultaneously. You can use the built-in USB-C cable, the additional USB-C IN/OUT port, and the wireless charging pad at the same time. Note that a single port can deliver up to 30W, while using multiple ports simultaneously provides a total output of 15W. Press the button twice to activate wireless charging when charging multiple devices.



Figure 6: Charge up to 3 devices concurrently.

4. SAFETY AND MAINTENANCE

Important Safety Information:

- Do not expose the power bank to extreme temperatures, direct sunlight, or fire.
- Avoid dropping or subjecting the device to strong impacts.
- Keep out of reach of children.
- Do not disassemble or attempt to repair the device.
- Ensure proper ventilation during use.



Figure 7: ActiveShield 2.0 technology ensures safe operation.

Care and Cleaning:

Wipe the power bank with a soft, dry cloth. Avoid using harsh chemicals or abrasive materials. Keep the ports free from dust and debris.

5. TROUBLESHOOTING

Charging Stops at 80%?

Your iPhone may stop charging at 80% to protect the battery. This can happen if it gets too warm during

charging as part of iOS 17's thermal control strategy. Charging will resume once the device cools down. Moving your iPhone to a cooler area may help.

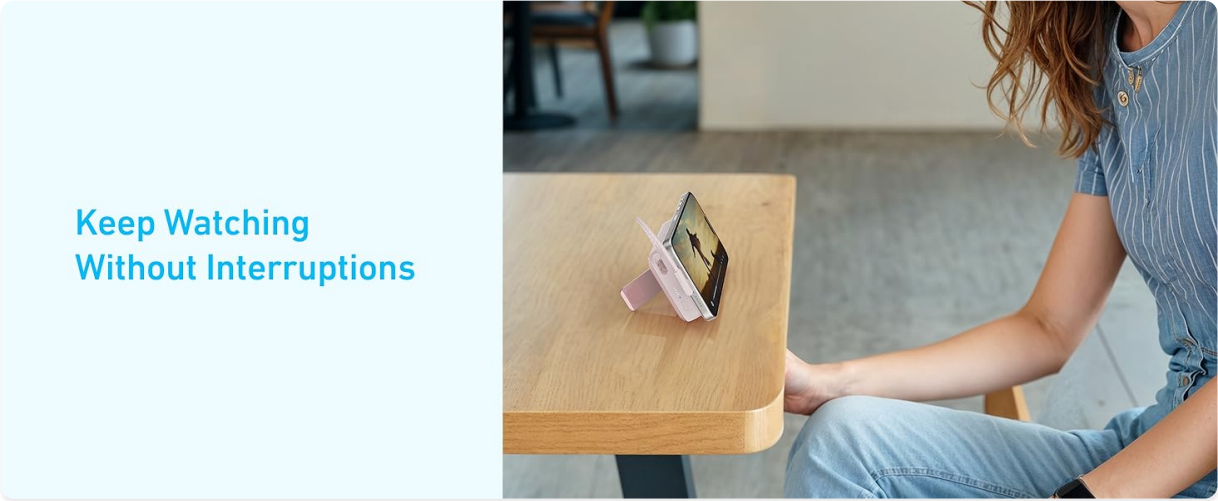


Figure 8: iPhone thermal management may pause charging at 80%.

6. SPECIFICATIONS

Technical Details:

Product Dimensions	4.15 x 2.72 x 0.81 inches
Item Weight	9.9 ounces
Item Model Number	A1685
Batteries	1 Lithium Polymer batteries required
Connector Type	USB Type C
Brand	Anker
Battery Capacity	10000 Milliamp Hours
Color	White
Special Feature	Wireless Charging



Figure 9: Compatibility overview for the power bank.

7. WARRANTY AND CUSTOMER SUPPORT




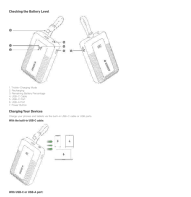


Warranty Information:

The Anker Zolo Magnetic Power Bank comes with an 18-month warranty from the date of purchase. Please retain your proof of purchase for warranty claims.

Customer Service:

For any inquiries, support, or warranty claims, please contact Anker's friendly customer service team. Refer to the welcome guide for contact details or visit the official Anker website.

Related Documents - A1685

	<p>Anker Zolo Power Bank (10K, Magnetic, Built-In USB-C Cable) Safety and User Guide</p> <p>This document provides important safety instructions, compatibility information, and compliance statements for the Anker Zolo Power Bank (10K, Magnetic, Built-In USB-C Cable), model A168. It covers usage precautions, operating temperatures, and disposal guidelines in multiple languages.</p>
	<p>Anker Zolo Power Bank (10K, 30W) - Safety and User Guide</p> <p>Important safety instructions, FCC statement, IC statement, and Declaration of Conformity for the Anker Zolo Power Bank (10K, 30W, Built-In USB-C Cable). This guide provides essential information for safe operation and compliance.</p>
	<p>Anker Nano Power Bank (30W, Built-In USB-C Cable) User Manual</p> <p>User manual for the Anker Nano Power Bank, a 10,000mAh portable charger with a built-in USB-C cable, PD 30W output, and fast charging capabilities. This manual provides important safety instructions, declarations of conformity, and customer support information in multiple languages.</p>
	<p>Anker Zolo Power Bank 10K 30W User Guide</p> <p>User guide for the Anker Zolo Power Bank with 10,000mAh capacity and 30W output, featuring a built-in USB-C cable.</p>
	<p>Anker Power Bank (30W, Fusion, Built-In USB-C Cable) Quick Start Guide</p> <p>This guide provides essential safety instructions, operating information, and compliance details for the Anker Power Bank (30W, Fusion, Built-In USB-C Cable), model number A1636.</p>
	<p>Anker Power Bank Safety Sheet: Important Instructions and Compliance</p> <p>Essential safety guidelines, FCC/IC statements, and EU Declaration of Conformity for the Anker Power Bank (10K, Fusion, Built-In USB-C Cable). Learn how to use, maintain, and dispose of your device safely.</p>