

Eurom Polar 9001 10141-50

Generic Replacement Remote Control User Manual for Eurom Polar 9001 10141-50 Portable Room Air Conditioner

Model: Eurom Polar 9001 10141-50 Compatible

1. INTRODUCTION

This manual provides essential instructions for the Generic Replacement Remote Control, designed for compatibility with Eurom Polar 9001 10141-50 Portable Room Air Conditioners. This remote control is pre-programmed and requires no additional setup or coding. Simply insert batteries, and it is ready for use.

2. PACKAGE CONTENTS

- 1 x Generic Replacement Remote Control

Note: Batteries are not included and must be purchased separately. No instruction manual is physically included with the product; this document serves as the user guide.

3. SETUP: BATTERY INSTALLATION

To begin using your remote control, you must first install two new batteries (AAA size, not included).

1. Locate the battery compartment on the back of the remote control.
2. Gently slide the battery compartment cover downwards or outwards to open it.
3. Insert two AAA batteries, ensuring the positive (+) and negative (-) terminals align correctly with the markings inside the compartment.
4. Replace the battery compartment cover by sliding it back into position until it clicks securely.



Figure 3.1: Back of the remote control with the battery cover removed, revealing the battery slots.

Once batteries are installed, the remote control is ready for immediate use with your compatible Eurom Polar 9001 10141-50 Portable Room Air Conditioner.

4. OPERATING INSTRUCTIONS

This remote control is designed for straightforward operation. Point the remote directly at the air conditioner's receiver when pressing buttons.



Figure 4.1: Front view of the remote control with all buttons labeled.

Button Functions:

- **POWER:** Turns the air conditioner ON or OFF.
- **MODE:** Cycles through available operating modes (e.g., Cool, Fan, Dry, Heat, Auto).
- **TEMP+ / TEMP-:** Adjusts the temperature setting upwards or downwards.
- **SPEED:** Adjusts the fan speed (e.g., Low, Medium, High, Auto).
- **SWING:** Activates or deactivates the air conditioner's louver swing function.

- **SLEEP:** Activates or deactivates the sleep mode, which typically adjusts temperature and fan speed for comfortable sleep.
- **TIMER:** Sets or cancels the timer function for automatic ON/OFF operation.

5. MAINTENANCE

Battery Replacement:

When the remote control's range decreases or it stops responding, it is likely time to replace the batteries. Follow the battery installation steps outlined in Section 3 to replace the old batteries with two new AAA batteries.



Figure 5.1: Back of the remote control with the battery compartment closed.

Always dispose of used batteries responsibly according to local regulations.

6. TROUBLESHOOTING

Remote Control Not Responding:

- **Check Batteries:** Ensure that new batteries are correctly installed with the proper polarity (+/-). Replace batteries if they are old or depleted.
- **Line of Sight:** Make sure there are no obstructions between the remote control and the air conditioner's receiver. The remote requires a clear line of sight to function.
- **Distance:** Ensure you are within the effective operating range of the air conditioner's receiver.
- **Air Conditioner Power:** Verify that the air conditioner itself is powered on and functioning correctly.

This remote control is pre-programmed and does not require any manual coding or pairing with the air conditioner. If issues persist after checking the above points, contact the seller for further assistance.

7. SPECIFICATIONS






| | |
|-------|---------|
| Brand | Generic |
|-------|---------|

| | |
|--|---|
| Compatible Model | Eurom Polar 9001 10141-50 Portable Room Air Conditioner |
| Special Feature | No Programming Required |
| Power Source | 2 x AAA Batteries (not included) |
| Max Number of Supported Devices | 1 (Air Conditioner) |
| Color | As shown (Light Gray/White) |

8. WARRANTY AND SUPPORT

Specific warranty information for this Generic Replacement Remote Control is not provided in the product details. For any warranty claims, technical support, or further assistance, please contact the seller directly through your purchase platform.

Related Documents - Eurom Polar 9001 10141-50

| | |
|---|---|
|  | <p>Generic Onyx 50 Service Manual - Maintenance and Repair Guide</p> <p>Comprehensive service manual for the Generic Onyx 50 scooter, offering detailed maintenance, repair, and troubleshooting procedures for all components. Essential for owners and technicians.</p> |
|  | <p>Polar RS300X Kasutusjuhend: Täielik juhend treeningkompuutri kasutamiseks</p> <p>Polar RS300X kasutusjuhend: õppige seadistama, kasutama ja hooldama oma Polar RS300X treeningkompuutrit, sealhulgas Fitness Testi, OwnZone'i ja GPS-i funktsioone.</p> |
|  | <p>Polar RCX5 Training Computer: User Guide and Setup</p> <p>Comprehensive guide to setting up, using, and maintaining the Polar RCX5 training computer, including features, accessories, training modes, and warranty information.</p> |
|  | <p>Manuale d'uso Polar RS300X</p> <p>Manuale utente completo per il computer di allenamento Polar RS300X, che copre configurazione, funzionalità, modalità di allenamento, analisi dei dati e manutenzione. Scopri come utilizzare il tuo Polar RS300X per un monitoraggio ottimale della forma fisica.</p> |
|  | <p>Polar Loop Gebruiksaanwijzing: Optimaliseer uw Gezondheid en Fitness</p> <p>Gedetailleerde handleiding voor de Polar Loop, een draagbare tracker voor slaap, activiteit en hartslag. Leer hoe u het apparaat instelt, traint en uw welzijn verbetert met de Polar Flow app en webservice.</p> |



[Polar FT80 Kasutusjuhend: Täielik juhend treeningseadme kasutamiseks](#)

Polar FT80 on personaalne treeningseade, mis aitab kasutajatel jälgida südame löögisagedust, optimeerida treeninguid ja parandada füüsilist võimekust. See kasutusjuhend pakub üksikasjalikke juhiseid seadme seadistamiseks, kasutamiseks ja hooldamiseks.