

## Manuals+

[Q & A](#) | [Deep Search](#) | [Upload](#)

manuals.plus /

- › [Beinkap](#) /
- › [Beinkap Reusable Earplugs NC06 User Manual](#)

## Beinkap NC06

# Beinkap Reusable Earplugs NC06 User Manual

Model: NC06

## 1. INTRODUCTION

---

Thank you for choosing Beinkap Reusable Earplugs, Model NC06. These earplugs are designed to provide effective noise reduction and hearing protection in various environments. Made from soft, flexible silicone, they are reusable, washable, and come with multiple ear tip sizes to ensure a comfortable and secure fit. With a noise reduction rating (SNR) of 35dB, they are suitable for sleeping, studying, working, traveling, and other activities where noise reduction is desired.

This manual provides detailed instructions on how to properly use, maintain, and care for your Beinkap earplugs to ensure optimal performance and longevity.



*Image: Beinkap NC06 earplugs in their open storage case.*

## 2. PACKAGE CONTENTS

---

Upon opening your Beinkap Reusable Earplugs package, you should find the following items:

- 2 pairs of earplug heads (main body of the earplugs)
- 3 sets of S/M/L soft silicone ear tips
- 3 sets of S/M/L double-layer ear tips
- 1 portable storage case
- Guidance tips (this manual)



*Image: All items included in the Beinkap earplugs package.*

### 3. SETUP AND FITTING

Proper fit is crucial for both comfort and effective noise reduction. Follow these steps to set up and fit your earplugs:

1. **Choose Ear Tips:** Select the appropriate size (Small, Medium, or Large) and type (soft silicone or double-layer) of ear tips that best fit your ear canal. Experiment with different sizes to find the most comfortable and secure seal. The earplugs come with 3 sets of S/M/L soft silicone ear tips and 3 sets of S/M/L double-layer ear tips.
2. **Attach Ear Tips:** Gently push the chosen ear tip onto the earplug head until it is securely attached.
3. **Insert Earplugs:** Gently insert the earplug into your ear canal. For optimal insertion, pull your earlobe upwards and outwards with one hand, then carefully push the earplug into your ear canal with the other hand. Ensure the earplug sits snugly and comfortably, creating a good seal to block out noise. The circular design is intended to sit perfectly in your ears without causing pressure, especially for side sleepers.
4. **Check Fit:** Once inserted, the earplugs should feel comfortable and provide a noticeable reduction in ambient noise. If you experience discomfort or insufficient noise reduction, try a different size or type of ear tip.

# Stay with You All Night

Roll over, sleep on your side without ear pressure



*Image: Circular design for comfortable side sleeping.*

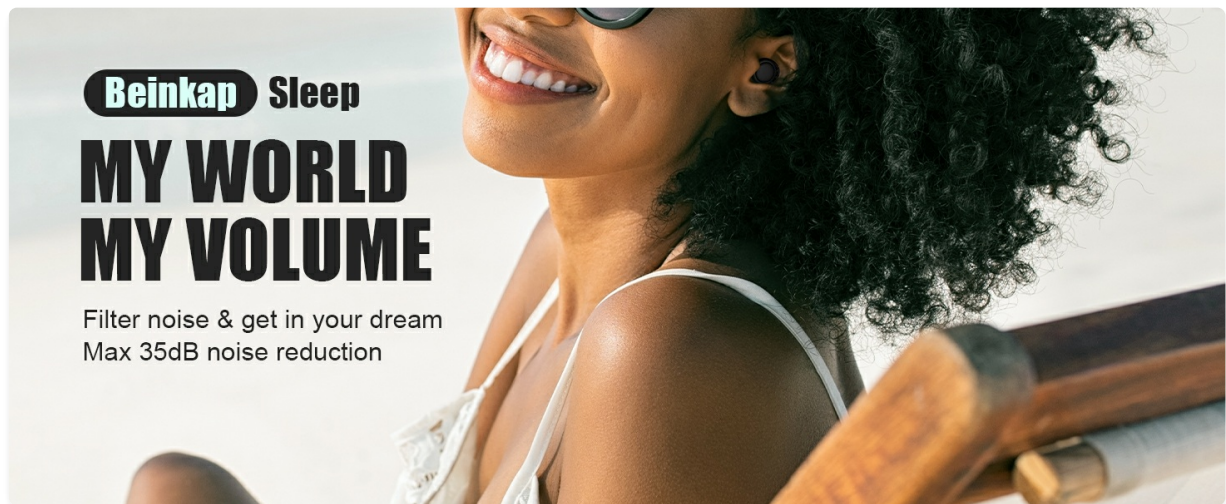
## 4. OPERATING INSTRUCTIONS

Beinkap Reusable Earplugs are designed for versatile use across various situations requiring noise reduction:


- **For Sleeping:** Insert the earplugs before sleep to reduce disturbances from snoring, street noise, or other ambient sounds. The soft silicone and ergonomic design are optimized for comfort, even for side sleepers.
- **For Focus and Study:** Use the earplugs in noisy environments like offices, libraries, or homes to minimize distractions and enhance concentration.
- **For Work:** Protect your hearing in workplaces with moderate noise levels. These earplugs are not intended for industrial noise protection requiring higher NRR ratings.
- **For Travel:** Reduce engine noise, passenger chatter, and other travel-related sounds on planes, trains, or buses.
- **For Concerts and Events:** Attenuate loud music or crowd noise to protect your hearing while still allowing you to enjoy the experience.

To remove the earplugs, gently twist and pull them outwards. Avoid pulling them straight out to prevent a

sudden pressure change in your ear canal.



*Image: Earplugs for improving sleep quality.*



*Image: Earplugs for enhanced focus.*

## 5. MAINTENANCE AND CARE

To maintain hygiene and extend the lifespan of your Beinkap earplugs, regular cleaning is recommended:

- **Cleaning:** The earplugs and silicone ear tips are washable. Gently clean them with mild soap and warm water. Rinse thoroughly to remove all soap residue.
- **Drying:** Allow the earplugs and ear tips to air dry completely before storing them or reinserting them into your ears.
- **Storage:** Store the clean, dry earplugs in the provided portable storage case when not in use. This protects them from dust, dirt, and damage.
- **Inspection:** Periodically inspect the earplugs and ear tips for any signs of wear, tear, or damage. Replace ear tips if they become stiff, cracked, or lose their elasticity, as this can affect performance and comfort.



# Washable for N+1 Times

Antibacterial eco-friendly silicone




Image: Washable and eco-friendly silicone material.

## 6. TROUBLESHOOTING

If you encounter issues with your Beinkap earplugs, consider the following troubleshooting tips:

Problem	Possible Cause	Solution
Insufficient Noise Reduction	Improper fit; wrong ear tip size; earplugs not inserted deeply enough.	Try a different ear tip size (S, M, L) or type (soft silicone, double-layer). Re-insert the earplugs, ensuring a snug seal by pulling your earlobe up and back during insertion.
Discomfort or Pain	Ear tip size is too large; improper insertion; prolonged use without breaks.	Switch to a smaller ear tip size. Ensure gentle insertion. Take breaks from wearing the earplugs if discomfort persists.

Problem	Possible Cause	Solution
Earplugs Fall Out Easily	Ear tip size is too small; earplugs not inserted correctly.	Try a larger ear tip size. Ensure the earplugs are inserted firmly to create a seal.
Difficulty Cleaning	Accumulated earwax or debris.	Clean immediately after use. Use mild soap and warm water, gently scrubbing with a soft cloth or brush if necessary. Rinse thoroughly.

## 7. SPECIFICATIONS

---

- **Model:** NC06
- **Noise Reduction Rating (SNR):** 35dB
- **Material:** Flexible Silicone
- **Product Dimensions:** Approximately 0.54 x 0.97 x 0.54 inches
- **Weight:** Approximately 2.4 ounces (total package)
- **Recommended Uses:** Hearing Protection (Sleeping, Studying, Working, Travel, Concerts)
- **Manufacturer:** Beinkap
- **Color:** Black (as per current product variant)

# 35dB Noise Reduction

Innovative Acoustic Structure



Image: Internal structure and noise reduction performance.

## 8. SAFETY INFORMATION

Please read and follow these safety guidelines:

- Keep earplugs out of reach of small children to prevent choking hazards.
- Do not insert earplugs too deeply into the ear canal.
- Discontinue use if you experience persistent pain, irritation, or hearing changes. Consult a medical professional if symptoms persist.
- These earplugs are designed for noise reduction, not complete noise cancellation. You should still be able to hear important sounds like alarms or emergency signals.
- Ensure earplugs are clean before each use to prevent ear infections.

## 9. WARRANTY AND SUPPORT

Beinkap provides a **12-month warranty** for your earplugs. This warranty covers manufacturing defects and ensures your satisfaction with the product.

If you have any questions, concerns, or require assistance with your Beinkap earplugs, please do not hesitate to contact our customer support team. Refer to the product packaging or the retailer's website for contact information.