

Manuals+

[Q & A](#) | [Deep Search](#) | [Upload](#)

manuals.plus /

- › [HP](#) /
- › [HP Envy 17 Laptop User Manual - Model HP ENVY 17](#)

HP HP ENVY 17

HP Envy 17 Laptop User Manual

Model: HP ENVY 17 | Brand: HP

INTRODUCTION

This manual provides essential information for setting up, operating, maintaining, and troubleshooting your HP Envy 17 Laptop. This high-performance laptop features a 17.3" FHD Touchscreen Display, Intel i7-1355U Processor, 32GB RAM, 1TB SSD, and NVIDIA GeForce RTX 3050 graphics, designed for a versatile computing experience.

PRODUCT OVERVIEW

The HP Envy 17 is a powerful and versatile laptop designed for productivity and entertainment. Its large touchscreen display and robust internal components make it suitable for various tasks, from content creation to everyday computing.



SETUP

Initial Power-On

1. Unpack the laptop and power adapter.
2. Connect the power adapter to the laptop and a power outlet.
3. Open the laptop lid and press the power button.
4. Follow the on-screen instructions to complete the Windows 11 Home setup.

Connecting Peripherals

The laptop offers various ports for connecting external devices.




Image: Detailed view of the laptop's connectivity ports on both sides.

- **USB Type-A:** For standard USB devices like mice, keyboards, and external drives.
- **Thunderbolt 4 Type-C:** Supports USB Power Delivery, DisplayPort 1.4, and HP Sleep and Charge for high-speed data transfer and display output.
- **HDMI 2.1:** Connect to external displays or projectors.

- **Headphone/Microphone Combination Jack:** For audio input/output.
- **Multi-format SD Media Card Reader:** For reading SD cards.

OPERATING INSTRUCTIONS

Touchscreen Functionality

The 17.3" FHD touchscreen display allows for intuitive interaction with Windows 11. Use gestures like tap, swipe, pinch-to-zoom, and scroll directly on the screen.

Keyboard and Touchpad

The full-size backlit keyboard with a numeric keypad provides a comfortable typing experience. The integrated touchpad supports multi-touch gestures for navigation.

Wi-Fi and Bluetooth Connectivity

The laptop supports Wi-Fi 6E (2x2/160) Gig+ and Bluetooth 5.3 for high-speed wireless connections to networks and peripherals.

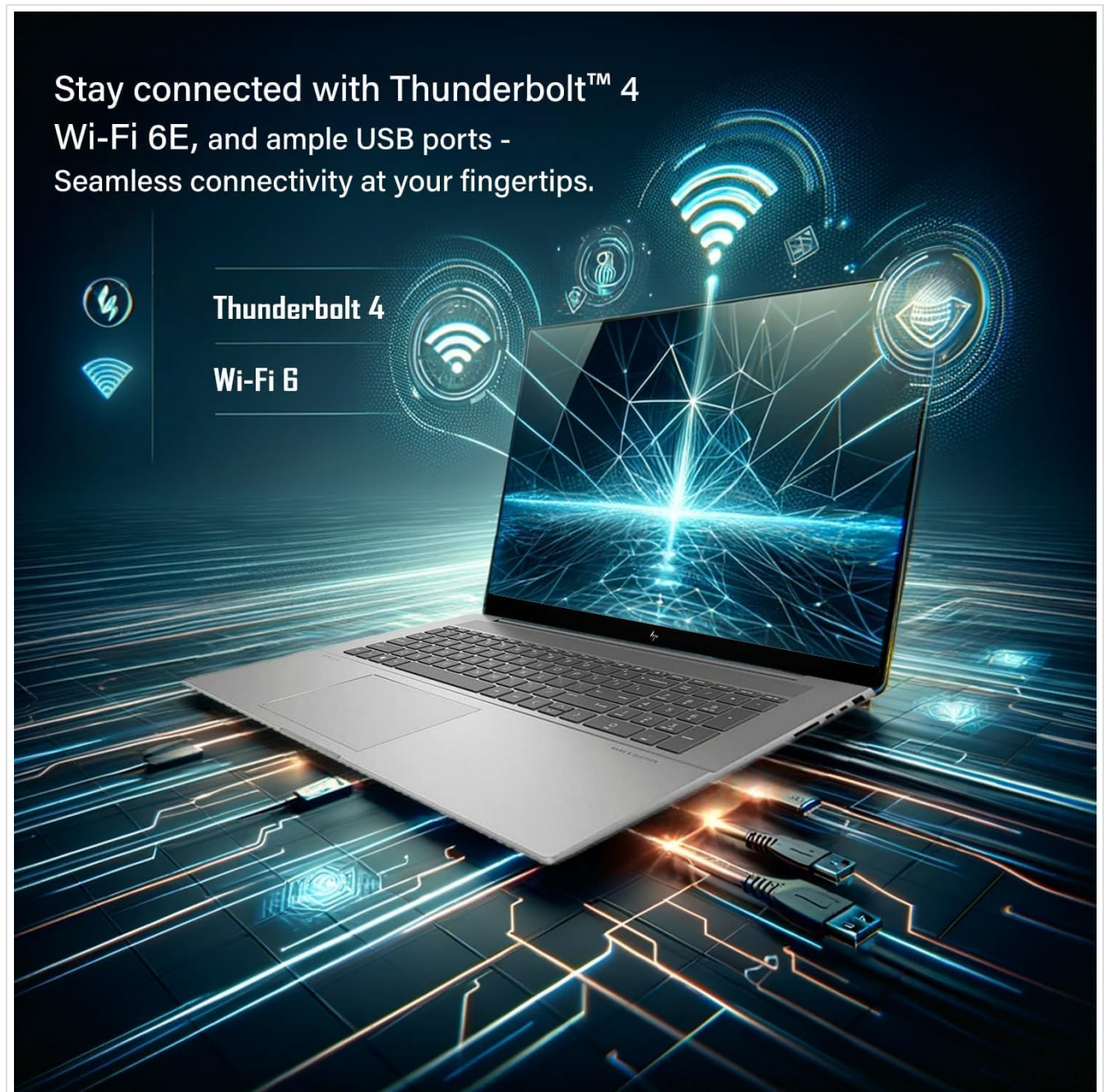


Image: Visual representation of the laptop's advanced Wi-Fi 6E and Thunderbolt 4 connectivity.

Audio System

Experience rich audio with Bang & Olufsen dual speakers. Adjust volume and sound settings through the Windows sound control

panel.

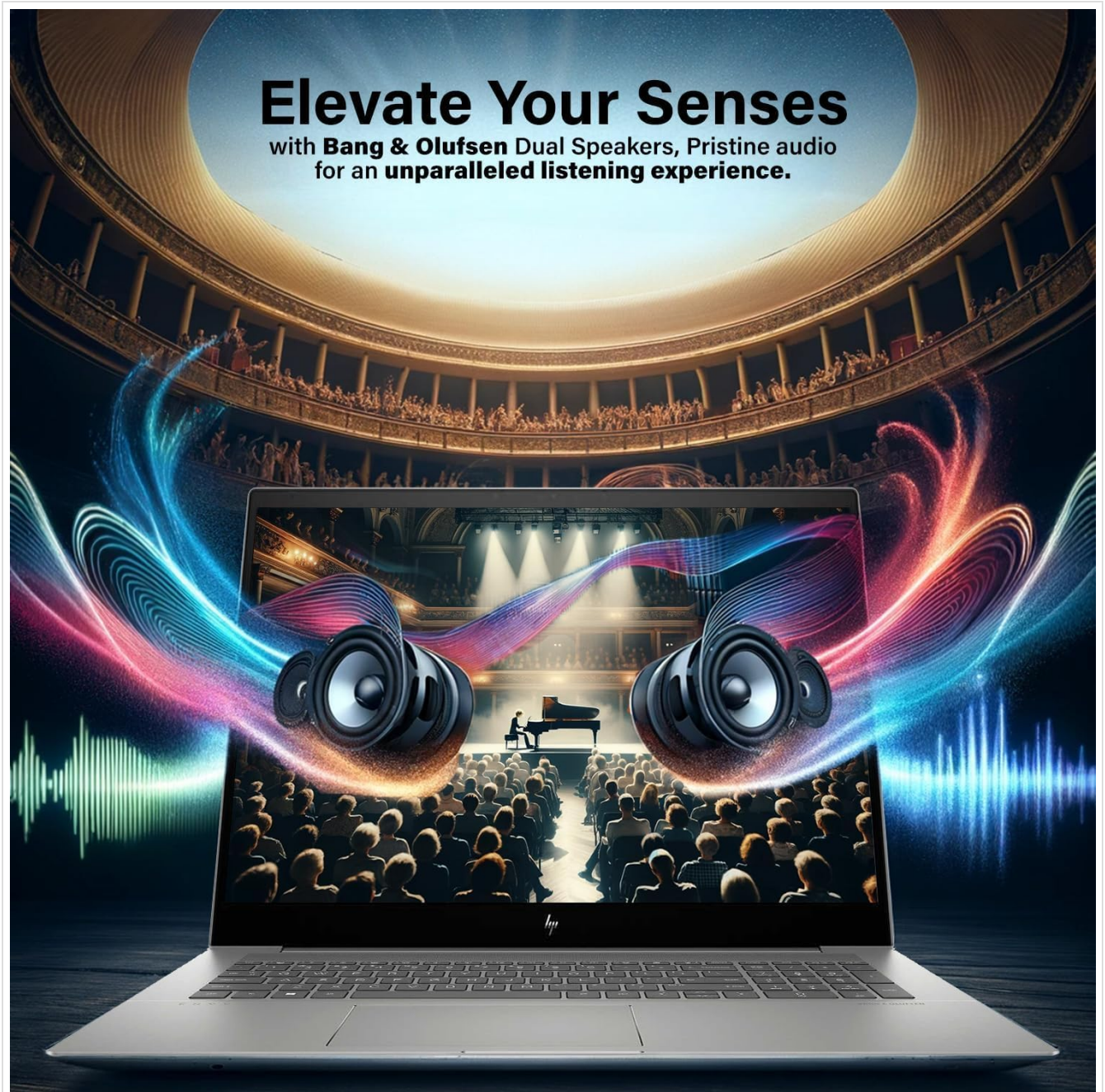


Image: The laptop showcasing its Bang & Olufsen audio system with visual sound effects.

Graphics Performance

The NVIDIA GeForce RTX 3050 with 4GB dedicated memory provides excellent graphics performance for demanding applications, gaming, and content creation.

Graphic Excellence with **NVIDIA GeForce RTX 3050**

Power your creativity and gaming adventures.



Image: The laptop highlighting its NVIDIA GeForce RTX 3050 graphics for creative and gaming tasks.

MAINTENANCE

Software Updates

Regularly update Windows 11 and HP drivers to ensure optimal performance and security. Access Windows Update through Settings > Windows Update.

Cleaning the Laptop

- Use a soft, lint-free cloth to clean the screen and chassis.
- For the screen, use a screen cleaner specifically designed for electronics.
- Avoid harsh chemicals or abrasive materials.

Battery Care

To prolong battery life, avoid extreme temperatures and frequent full discharges. It is recommended to keep the battery charge between 20% and 80% for optimal longevity.

TROUBLESHOOTING

Common Issues and Solutions

- **No Power:** Ensure the power adapter is securely connected and the power outlet is functional. Try a different outlet.
- **Screen Not Displaying:** Check external display connections if applicable. Restart the laptop. If the issue persists, perform a hard reset by holding the power button for 15 seconds.
- **Slow Performance:** Close unnecessary applications, check for background processes, and ensure sufficient free storage space. Run a disk cleanup and check for malware.
- **Wi-Fi Disconnection:** Restart your router and the laptop. Check Wi-Fi settings and update network drivers.

Contacting Support

If issues persist, refer to the official HP support website (support.hp.com) or contact customer service for further assistance. Have your product serial number ready.

SPECIFICATIONS

Feature	Detail
Display	17.3" FHD (1920 x 1080) Touchscreen Micro-Edge IPS, 300-Nits
Processor	13th Gen Intel Core i7-1355U (up to 5 GHz, 10-Cores, 12-Threads)
Graphics	NVIDIA GeForce RTX 3050, 4GB
RAM	32GB DDR4-3200MHz
Storage	1TB PCIe NVMe M.2 Solid State Drive
Operating System	Windows 11 Home (64-bit)
Keyboard	Full-Size Backlit Keyboard with Numeric Keypad
Wireless Technology	Wi-Fi 6E (2x2/160) Gig+, Bluetooth 5.3
Audio	Bang & Olufsen with dual speakers
Camera	HP True Vision 5MP IR Camera with Shutter
Ports	2x Thunderbolt 4 Type-C, 1x USB Type-A (HP Sleep and Charge), 2x USB Type-A, 1x HDMI 2.1, 1x Headphone/Microphone Combo, 1x Multi-format SD Media Card Reader
Battery	4-Cell 55Wh Li-Ion Polymer
Weight	5.50 lbs
Dimensions (WxLxH)	15.68" x 10.20" x 0.77"

Note: Specifications are subject to change without notice.

WARRANTY AND SUPPORT

For detailed warranty information and technical support, please visit the official HP support website or contact your retailer. Keep your purchase receipt and product serial number handy for faster service.

