

[Manuals.plus](#) /

› [RoyalCraft](#) /

› RoyalCraft 30" Tall Nightstand Set of 2 Instruction Manual

RoyalCraft ZHCJ007

RoyalCraft 30" Tall Nightstand Set of 2 Instruction Manual

Model: ZHCJ007

Brand: RoyalCraft

PRODUCT OVERVIEW

The RoyalCraft 30" Tall Nightstand Set of 2 offers a modern and functional storage solution for your bedroom or home office. Each nightstand features two spacious drawers and an open shelf, designed to keep your essentials organized and easily accessible. Crafted from sturdy MDF board with an X-shaped frame, these nightstands ensure stability and durability. The water-resistant painted surface is easy to clean, maintaining its sleek appearance.

Its versatile design allows it to function as a bedside table, end table, or sofa side table, fitting seamlessly into various room decors. The compact dimensions make it suitable for smaller spaces while providing ample storage capacity.

PRODUCT DIMENSIONS

Each nightstand measures 18" L x 14" W x 30" H. The maximum weight recommendation for the tabletop is 80 pounds. The drawers are designed for convenient storage of various items.

Product Dimension




Figure 1: Product Dimensions Overview

ASSEMBLY INSTRUCTIONS

Assembly of the RoyalCraft nightstand is designed to be straightforward, requiring only one person and the included installation tool. Please follow these steps carefully:

- 1. Unpack and Identify Components:** Carefully unpack all parts and hardware. Refer to the assembly guide to identify each component. Ensure all pieces are present before beginning assembly.



Figure 2: All Components

2. **Assemble Side Panels:** Attach the X-shaped side panels to the main frame using the provided screws and installation tool.



Figure 3: Attaching Side Panels

3. **Attach Top and Bottom Panels:** Secure the top and bottom panels to the assembled side frame. Ensure all connections are tight and stable.

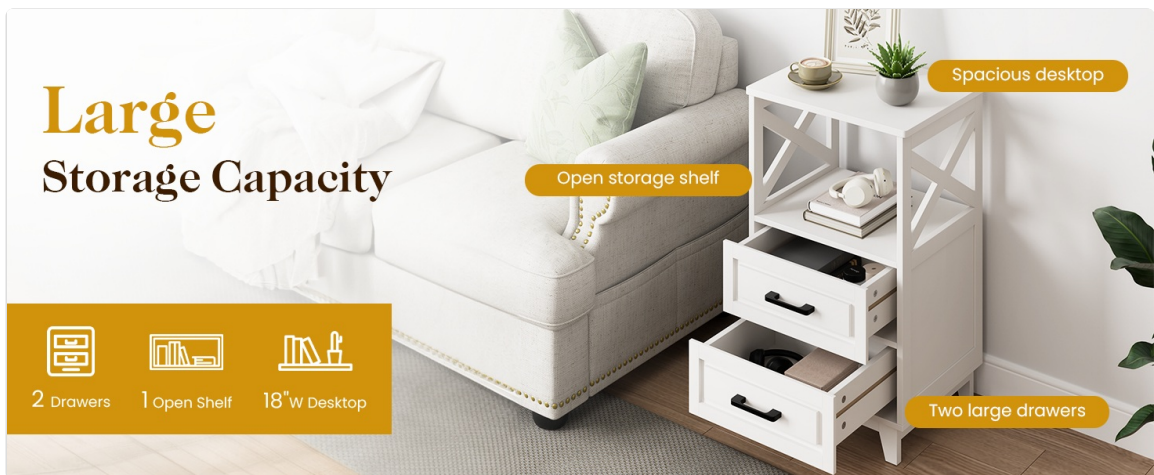


Figure 4: Securing Top and Bottom Panels

4. **Drawer Assembly:** Assemble the two drawers according to the instructions, ensuring the smooth sliding rails are correctly installed.




Figure 5: Drawer Assembly

5. **Insert Drawers:** Slide the assembled drawers into their respective slots.



Figure 6: Inserting Drawers

6. **Attach Back Panel:** Secure the back panel to complete the main structure.

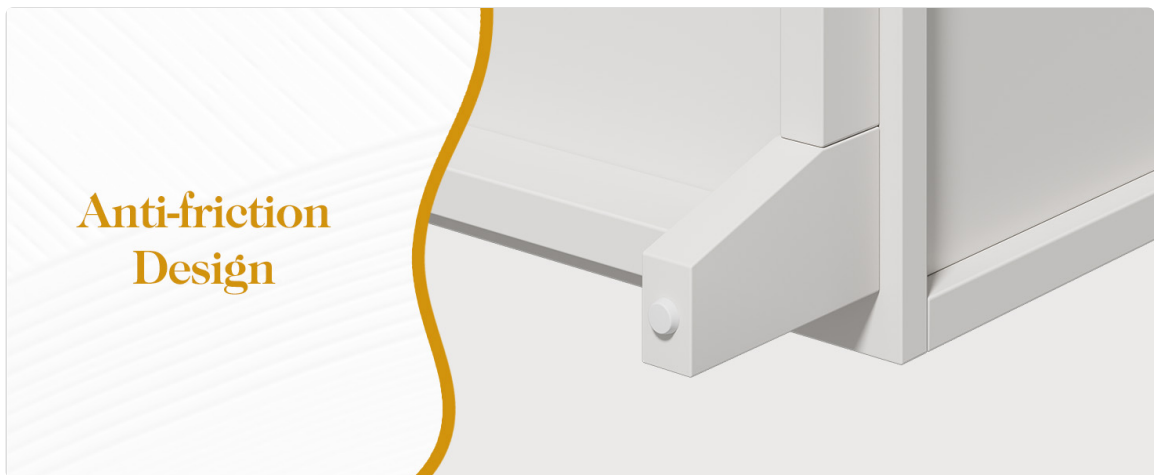


Figure 7: Attaching Back Panel

7. **Install Anti-Tipping Device:** For safety, install the included anti-tipping device to secure the nightstand to the wall.



Figure 8: Anti-Tipping Device Installation

For a visual guide to assembly and product features, please refer to the videos below:

Your browser does not support the video tag.

Video 1: Explore the Elegance of Our Tall Nightstand! This video provides a detailed overview of the nightstand's features and design.

Your browser does not support the video tag.

Video 2: Beautiful and Versatile RoyalCraft Tall Nightstand Set of 2. This video showcases the versatility and aesthetic appeal of the nightstand set.

OPERATING INSTRUCTIONS

The RoyalCraft nightstand is designed for simple and intuitive use:

- **Using the Drawers:** Gently pull the handles to open the drawers. The smooth sliding rails ensure easy access to your stored items. Push the drawers back in until they are fully closed.
- **Utilizing the Open Shelf:** The open shelf above the drawers provides convenient storage for books, decorative items, or frequently accessed essentials.
- **Tabletop Use:** The spacious tabletop can accommodate lamps, alarm clocks, drinks, or other personal items. Ensure items placed on the tabletop do not exceed the maximum weight recommendation of 80 pounds.



Figure 9: Ample Storage Space and Usage

MAINTENANCE

To ensure the longevity and appearance of your RoyalCraft nightstand, follow these simple maintenance guidelines:

- **Cleaning:** Wipe the surface with a damp cloth. Avoid using harsh chemicals or abrasive cleaners, as these may damage the painted finish.
- **Spills:** Promptly wipe up any spills to prevent staining or damage to the water-resistant surface.
- **Inspection:** Periodically check all screws and connections to ensure they remain tight. Tighten if necessary.

TROUBLESHOOTING

If you encounter any issues with your RoyalCraft nightstand, please consider the following:

- **Wobbly Table:** Ensure all screws are securely tightened. Check that the nightstand is placed on a flat, even surface.
- **Sticking Drawers:** Verify that the drawer rails are clean and free of debris. Ensure the drawers are correctly aligned within their tracks.
- **Missing Parts:** If any parts were missing upon delivery, please contact customer service immediately for assistance.

SAFETY INFORMATION

Please adhere to the following safety guidelines to prevent injury or damage:

- Always assemble and use the table according to the provided instructions.
- Do not exceed the weight limit of 80 lbs for the tabletop.
- Keep the table away from heat sources and direct sunlight to prevent material degradation.
- Do not use the nightstand outdoors. It is designed for indoor use only.
- Always use appropriate tools when assembling the table.
- Install the anti-tipping device to prevent accidental tipping, especially in households with children or pets.

SPECIFICATIONS

Feature	Detail
Brand	RoyalCraft
Product Dimensions	17.8"D x 13.8"W x 29.8"H
Maximum Weight Recommendation	80 Pounds
Color	White-open Shelf Above
Product Care Instructions	Wipe with Damp Cloth

Feature	Detail
Recommended Uses	Bedroom, Coffee table, Drink table, Entryway, Living room, Nightstand, Snack table, Sofa side table
Style	Modern
Finish Type	Gloss, Painted
Base Type	Leg
Indoor/Outdoor Usage	Indoor
Model Name	ZHCJ007
Number of Drawers	2
Included Components	Assembly Guide, Installation Tool
Furniture Finish	Gloss Painted
Size	2 Pieces
Leg Style	Straight Leg
Tabletop Thickness	1 Inches
Base Material	Engineered Wood
Is Foldable	No
Is Stain Resistant	No
Material	Engineered Wood
Number of Items	2
Recommended Number of People for Assembly	1
Tools Recommended For Assembly	Screw Driver
Base To Top Distance	29.8 Inches
Top Color	White
Handle Finish Type	Painted
Base Color	White
Includes All Assembly Tools	Yes
Tilting	No
Is Customizable	No
Special Feature	Storage
Manufacturer	RoyalCraft

Feature	Detail
Room Type	Bedroom, Living Room, Home, Office
Item Weight	24.7 pounds
ASIN	B0D8PRM4G8
Item model number	ZHCJ007
Date First Available	July 3, 2024
Frame Material	Engineered Wood

WARRANTY AND SUPPORT

At RoyalCraft, we are committed to providing 100% customer satisfaction. If you have any questions or concerns about your nightstand, please contact us. We guarantee to offer you prompt assistance and ensure you are completely satisfied with your purchase.

RoyalCraft Furniture prioritizes affordability without compromising on quality. We offer a wide variety of well-crafted, comfortable, and functional pieces to cater to diverse tastes. RoyalCraft prioritizes customer needs, offering policies like warranties and return options. Ultimately, our goal is to contribute positively to people's lives by creating inviting living spaces, enhancing the quality of home life for individuals and families.

For support, please refer to the contact information provided in your product packaging or visit the RoyalCraft store online.