

XIAOMI 24049RN28L

Xiaomi Redmi 13 User Manual

Model: 24049RN28L | Brand: XIAOMI

INTRODUCTION

This manual provides essential information for the safe and efficient operation of your Xiaomi Redmi 13 smartphone. Please read this guide thoroughly before using your device to ensure optimal performance and longevity. The Xiaomi Redmi 13 (model 24049RN28L) is an international version smartphone featuring 256GB storage, 8GB RAM, and dual SIM capability, designed for global GSM networks.

SETUP

1. Unboxing and Initial Inspection

Upon opening the package, verify that all components are present and undamaged. The standard package contents include:

- Xiaomi Redmi 13 Smartphone
- USB Charger Block
- USB Charging Cable



Image: Front and back view of the Xiaomi Redmi 13 smartphone, showcasing its design and camera module.

2. SIM Card Installation

Your Redmi 13 supports dual SIM cards. To install your SIM card(s):

1. Locate the SIM card tray on the side of the device.
2. Insert the SIM ejector tool into the small hole next to the tray and push gently until the tray pops out.
3. Place your Nano-SIM card(s) into the designated slots on the tray, ensuring the gold contacts face downwards.
4. Carefully reinsert the tray into the phone until it clicks into place.

This device is compatible with any GSM carrier outside of the United States. In the United States, this device is compatible with AT&T, T-Mobile, and their MVNOs (Mint, Ultra, Ting, Tello, etc.).

3. Initial Charging

Before first use, it is recommended to fully charge your device. Connect the USB charging cable to the USB Charger Block and then to your phone's charging port. Plug the charger into a power outlet. The device features a 5030 mAh non-removable battery with 33W wired charging support.

4. Powering On/Off

- **To Power On:** Press and hold the Power button (usually on the right side) until the Xiaomi logo appears.
- **To Power Off:** Press and hold the Power button, then select "Power off" from the options that appear on the screen.

1. Display and Navigation

The Redmi 13 features a 6.79-inch IPS LCD display with a 90Hz refresh rate and 550 nits (HBM) brightness, offering a resolution of 1080 x 2460 pixels (~396 ppi density). The screen is protected by Corning Gorilla Glass. Navigation is primarily touch-based, utilizing gestures or on-screen navigation buttons as configured in the Android operating system.



Image: Front view of the Xiaomi Redmi 13, highlighting its large display.

2. Camera Usage

Your device is equipped with a versatile camera system:

- **Main Camera:** 108 MP, f/1.8, (wide), 1/1.67", 0.64µm, PDAF.
- **Macro Camera:** 2 MP, f/2.4.
- Features include LED flash and HDR.
- Video recording at 1080p@30fps.

To access the camera, tap the Camera app icon. Select your desired mode (Photo, Video, Portrait, etc.) and tap the shutter button to capture images or start/stop video recording.



Image: Side and back view of the Xiaomi Redmi 13, showing the camera lenses.

3. Connectivity

The Redmi 13 supports various connectivity options:

- **Cellular:** 4G LTE Bands: 1, 3, 5, 7, 8, 20, 28, 38, 40, 41 (GSM ONLY).
- **Wi-Fi:** Connect to wireless networks for internet access.
- **Bluetooth:** For connecting to wireless accessories like headphones or speakers.
- **USB:** For charging and data transfer.
- **GPS:** For location services and navigation.
- **Audio Jack:** 3.5 mm for wired headphones.

4. Storage and Performance

Your device comes with 256 GB of internal memory storage and 8 GB of RAM, ensuring smooth multitasking and ample space for apps, photos, and videos. It is powered by a MediaTek Helio CPU, running on the Android operating system.

MAINTENANCE

1. Cleaning Your Device

To keep your Redmi 13 in optimal condition:

- Use a soft, lint-free cloth to wipe the screen and body.

- Avoid using harsh chemicals, abrasive cleaners, or aerosol sprays.
- Do not expose the device to excessive moisture.

2. Software Updates

Regularly check for and install software updates to ensure your device has the latest features, security patches, and performance improvements. You can usually find this option in your phone's Settings menu under "About phone" or "System updates."

3. Battery Care

To maximize battery life and health:

- Avoid extreme temperatures.
- Do not let the battery drain completely before recharging frequently.
- Use only the provided or certified charging accessories.

TROUBLESHOOTING

If you encounter issues with your Xiaomi Redmi 13, consider the following common solutions:

- **Device Not Responding:** Press and hold the Power button for about 10-15 seconds to force a restart.
- **Network Connectivity Issues:**
 - Ensure your SIM card is properly inserted.
 - Check if your carrier is supported (AT&T, T-Mobile, and their MVNOs in the US; any GSM carrier outside the US).
 - Toggle Airplane Mode on and off.
 - Restart your device.
- **Battery Draining Quickly:**
 - Close unused apps running in the background.
 - Reduce screen brightness.
 - Disable Wi-Fi, Bluetooth, or GPS when not in use.
- **Apps Crashing/Freezing:**
 - Clear the cache and data for the problematic app in Settings.
 - Uninstall and reinstall the app.
 - Ensure your device's software is up to date.

For persistent issues, consider performing a factory reset (back up your data first) or contacting Xiaomi customer support.

SPECIFICATIONS

Feature	Detail
Model Number	24049RN28L
Operating System	Android
CPU Model	MediaTek Helio
RAM	8 GB

Feature	Detail
Internal Storage	256 GB
Display Type	IPS LCD, 90Hz, 550 nits (HBM)
Screen Size	6.79 inches
Resolution	1080 x 2460 pixels (~396 ppi)
Display Protection	Corning Gorilla Glass
Main Camera	108 MP, f/1.8, (wide), PDAF
Macro Camera	2 MP, f/2.4
Video Recording	1080p@30fps
Battery Capacity	5030 mAh (non-removable)
Charging	33W wired
4G LTE Bands	1, 3, 5, 7, 8, 20, 28, 38, 40, 41 (GSM ONLY)
Connectivity	Bluetooth, USB, Wi-Fi, GPS
Audio Jack	3.5 mm
Color	Ocean Blue
Item Weight	2.2 pounds
Dimensions	7.48 x 4.72 x 3.54 inches (Package)






WARRANTY AND SUPPORT

For detailed warranty information regarding your Xiaomi Redmi 13, please refer to the warranty card included in your product packaging or visit the official Xiaomi website. Warranty terms and conditions may vary by region.

For technical support, software updates, or further assistance, please visit the official Xiaomi support website or contact their customer service. Keep your device's model number (24049RN28L) and serial number handy when seeking support. You can find more information and support resources on the official Xiaomi website:www.mi.com/global/support



Related Documents - 24049RN28L

	<p>Xiaomi Redmi Note 13 Pro 5G User Manual</p> <p>User manual for the Xiaomi Redmi Note 13 Pro 5G, 8/256GB, Ocean Teal (MZB0FDMEU). Includes safety information, regulatory compliance, and quick start guide.</p>
	<p>Xiaomi Redmi Note 10S Quick Start Guide</p> <p>Get started with your Xiaomi Redmi Note 10S with this quick start guide. Learn about setup, MIUI, dual SIM features, safety precautions, and legal information.</p>
	<p>Xiaomi Redmi 5A User Guide</p> <p>Comprehensive user guide for the Xiaomi Redmi 5A smartphone, detailing setup, MIUI features, SIM card management, dual SIM capabilities, safety precautions, environmental disposal, EU and FCC regulatory compliance, and SAR exposure information.</p>
	<p>Guía de Inicio Rápido Redmi 13</p> <p>Guía completa de inicio rápido e información de seguridad para el smartphone Xiaomi Redmi 13, incluyendo configuración, cumplimiento normativo y precauciones de uso.</p>
	<p>Redmi 5 Plus User Manual Xiaomi</p> <p>Official user manual for the Xiaomi Redmi 5 Plus smartphone. Includes basic safety information, device overview, MIUI operating system details, SIM card usage instructions, and links to support resources.</p>

<div>Redmi</div> <div>by Xiaomi</div> <div>Redmi 9AT</div> <div>User Guide</div>	<div>Redmi 9AT User Guide: Setup, Safety, and Specifications</div> <div>Comprehensive user guide for the Redmi 9AT smartphone by Xiaomi, covering initial setup, MIUI features, dual SIM usage, essential safety precautions, regulatory compliance (EU, FCC), frequency bands, and adapter specifications.</div>
--	---

Documents - XIAOMI – 24049RN28L



[Guía de Inicio Rápido Redmi 13](#)

Guía completa de inicio rápido e información de seguridad para el smartphone Xiaomi Redmi 13, incluyendo configuración, cumplimiento normativo y precauciones de uso.

lang:es score:21 filesize: 377.11 K page_count: 6 document date: 2024-06-18

Doc No./Rev.: SGS-W-TRF-005 v02

SGS

SGS-CSTC Standards Technical Services Co., Ltd.
Shenzhen Branch

Report No.: SJCZP00110035205
Page: 1 of 348

TEST REPORT

Application No.: SJCZP00110035205M

Applicant: Xiaomi Communications Co., Ltd.

Address of Applicant: #510, 5th Floor, Building 8, 30 Xiang Middle Road, Haidian District, Beijing, China

Manufacturer: Xiaomi Communications Co., Ltd.

Address of Manufacturer: #510, 5th Floor, Building 8, 30 Xiang Middle Road, Haidian District, Beijing, China

EUT Description: Mobile Phone

Model No.: 24049RN28L

Trade Mark: Redmi

FCC ID: 24049RN28L

Standards: FCC 47 CFR Part 2, Subpart J, FCC 47 CFR Part 15, Subpart E

Date of Receipt: 20240301


Date of Test: 20240308 to 20240302

Date of Issue: 20240302

Test Result: PASS *


* In the configuration tested, the EUT detailed in this report complied with the standards specified above.

Authorized Signature:



Li Liang

Liability Manager



SGS

SGS-CSTC Standards Technical Services (Shenzhen) Co., Ltd.

Address: #510, 5th Floor, Building 8, 30 Xiang Middle Road, Haidian District, Beijing, China

Phone: +86 10 8598 8888

Website: www.sgs.com.cn

SGS is a member of the SGS Group (SII SCS)

[pdf] Declaration of Conformity Test Report

HD 271 S1 Allo Test Report 1 Xiaomi Communications Co Ltd N28L Mobile Phone 2AFZZN28L n28L
Doc No./Rev.: SGS-W-TRF-005 v02 SGS-CSTC Standards Technical Services Co., Ltd. Shenzhen Branch ... Xi erqi Middle Road, Haidian District, Beijing, China EUT
Description: Mobile Phone Model No.: **24049RN28L** Trade Mark: Redmi FCC ID: 2AFZZN28L Standards: FCC 47 CFR Part 2, Subpart J FCC 47 ...
lang:en score:15 filesize: 5.48 M page_count: 119 document date: 2024-04-02

SGS

SGS-CSTC Standards Technical Services (Suzhou) Co., Ltd.

Report No.: SUCR240300004601
Rev.: 01
Page: 1 of 87

FCC SAR TEST REPORT

Application No.: SUCR24030000460

Applicant: Xiaomi Communications Co., Ltd.

Manufacturer: Xiaomi Communications Co., Ltd.

Product Name: Mobile Phone

Model No. (EUT): 24049RN28L

Trade Mark: Redmi

FCC ID: 24049RN28L

Standards: FCC 47CFR 2.1093

Date of Receipt: 20240304


Date of Test: 20240307 to 20240321

Date of Issue: 20240322

Test conclusion: PASS *


* In the configuration tested, the EUT detailed in this report complied with the standards specified above.

Authorized Signature:



Wei Wei

Liability Manager



SGS

SGS-CSTC Standards Technical Services (Suzhou) Co., Ltd.

Address: #510, 5th Floor, Building 8, 30 Xiang Middle Road, Haidian District, Beijing, China

Phone: +86 10 8598 8888

Website: www.sgs.com.cn

SGS is a member of the SGS Group (SII SCS)

[pdf] Test Report SAR Rating

Microsoft Word SUCR240300004601 FCC SAR Report Nick hz Hu RF Exposure Info Xiaomi
Communications Co Ltd N28L Mobile Phone 2AFZZN28L n28L
SGS-CSTC Standards Technical Services Suzhou Co., Ltd. Report No.: Rev.: Page:
SUCR24030000460 ... Ltd. Manufacturer: Xiaomi Communications Co., Ltd. Product
Name: Mobile Phone Model No. EUT : **24049RN28L** Trade Mark: Redmi FCC ID:
2AFZZN28L Standards: FCC 47CFR 2.1093 Date of Receipt: ...
lang:en score:11 filesize: 5.84 M page_count: 87 document date: 2024-03-29